

JWST early Universe observations and Λ CDM cosmology

Rajendra P. Gupta  ^{1,2}★

¹Department of Physics, University of Ottawa, Ottawa K1N 6N5, Canada

²Department of Physics, Carleton University, Ottawa K1N 6N5, Canada

Accepted 2023 July 3. Received 2023 June 26; in original form 2023 May 7

ABSTRACT

Deep space observations of the *JWST* have revealed that the structure and masses of very early Universe galaxies at high redshifts ($z \sim 15$), existing at ~ 0.3 Gyr after the Big Bang, may be as evolved as the galaxies in existence for ~ 10 Gyr. The *JWST* findings are thus in strong tension with the Λ CDM cosmological model. While tired light (TL) models have been shown to comply with the *JWST* angular galaxy size data, they cannot satisfactorily explain isotropy of the cosmic microwave background (CMB) observations or fit the supernovae distance modulus versus redshift data well. We have developed hybrid models that include the tired light concept in the expanding universe. The hybrid Λ CDM model fits the supernovae type Ia data well but not the *JWST* observations. We present a model with covarying coupling constants (CCC), starting from the modified FLRW metric and resulting Einstein and Friedmann equations, and a CCC + TL hybrid model. They fit the Pantheon + data admirably, and the CCC + TL model is compliant with the *JWST* observations. It stretches the age of the Universe to 26.7 Gyr with 5.8 Gyr at $z = 10$ and 3.5 Gyr at $z = 20$, giving enough time to form massive galaxies. It thus resolves the ‘impossible early galaxy’ problem without requiring the existence of primordial black hole seeds or modified power spectrum, rapid formation of massive population III stars, and super Eddington accretion rates. One could infer the CCC model as an extension of the Λ CDM model with a dynamic cosmological constant.

Key words: galaxies: high-redshift – cosmology: early Universe, dark energy, cosmological parameters.

1. INTRODUCTION

Observations with the *JWST* have revealed the existence of massive, bright galaxies in the very young Universe of age ~ 500 Myr (e.g. Naidu et al. 2022a, b; Curtis-Lake et al. 2023; Hainline et al. 2023; Labbe et al. 2023; Robertson et al. 2023), which is a small fraction of its current age estimate of 13.7 Gyr according to the standard Λ CDM model. Angular diameters of many such galaxies are an order of magnitude smaller than expected from the Λ CDM model (e.g. Adams et al. 2023; Atek et al. 2022; Chen et al. 2023; Donnan et al. 2023; Finkelstein et al. 2022; Naidu et al. 2022a, b; Ono et al. 2022; Tacchella et al. 2023; Wu et al. 2023; Yang et al. 2022; Austin et al. 2023; Baggen et al. 2023). Astronomers first identified such an ‘impossible early galaxy’ problem from observations with the *Hubble Space Telescope* (*HST*) at high redshifts $z \sim 10$ (Melia, 2014, 2020, 2023). Dekel et al. (2023) stated ‘*JWST* observations reveal a surprising excess of luminous galaxies at $z \sim 10$ ’. According to Boyett et al. (2023) ‘*JWST* observations confirm the existence of galaxies as early as 300 Myr and at a higher number density than expected based on galaxy formation models and *HST* observations’. Looser et al. (2023) observed the existence of a quiescent galaxy when the Universe was only 700 Myr old (see also Long et al. 2023). Bunker et al. (2023) wrote ‘Our NIRSpec spectroscopy confirms that GN-z11 is a remarkable galaxy with extreme properties seen 430 Myr after the Big Bang’ (see also Tacchella et al. 2023); NIRSpec refers

to ‘near infrared spectrograph’ and GN-z11 nomenclature means Good North survey of galaxy with $z \cong 11$. Following spectroscopic confirmation of several photometric redshifts from *JWST* early galaxy observations, Haro et al. (2023) stated ‘our results solidifies photometric evidence for a high space density of bright galaxies at $z > 8$ compared to theoretical model predictions’. Related to the massive quasar analysis observed at $z > 6$, Eilers et al. (2023) wrote ‘...this quasar hosts a ten billion solar mass black hole less than 1 Gyr after the Big Bang, which is challenging to explain with current black hole formation models’. ‘And the findings have been dazzling astronomers, revealing that stars and galaxies were forming and evolving much earlier than anyone had expected’ as expressed by Alexandra Witze (2023) in a recent news article in *Nature*. How come the galaxies in the very early Universe were as evolved as those with billions of years of evolution, some as early as less than ~ 300 Myr after the big bang? These astonishing observations make the problem even more acute to resolve by tweaking well-established galaxy formation and cosmological models developed to satisfy lower redshifts observations (e.g. Haslbauer et al. 2022; Inayoshi et al. 2022; Kannan et al. 2022; Keller et al. 2022; Regan 2023; Yajima et al. 2022; Atek et al. 2023; Mason et al. 2023; McCaffrey et al. 2023; Mirocha & Furlanetto 2023; Whitler et al. 2023a, b). Attempts have been made to compress time for the formation of population III stars and galaxies more and more, such as by considering the presence of primordial massive black hole seeds, and super-Eddington accretion rates in the early Universe (Ellis 2022; Bastian et al. 2023; Brummel-Smith 2023; Chantavat et al. 2023; Dolgov 2023; Larson et al. 2023; Maiolino et al. 2023). While analysing GN-Z11 *JWST*-NIRSpec

* E-mail: rgupta4@uottawa.ca

data, Maiolino et al. (2023) concluded that the black hole seed of this exceptionally luminous galaxy at $z = 10.6$ must be accreting at an episodic rate of about five times the Eddington rate for 100 Myr (since $z \sim 12 - 15$) and is challenging for theoretical models (see also Schneider et al. 2023). Chen et al. (2023) considered the presence of massive dark matter halos (see also Mauerhofer and Dayal 2023). As discussed elegantly by Melia (2023), both are considered unrealistic based on the zero angular momentum argument and observations showing most of the distant quasars accreting below or at the Eddington limit (Melia 2023).

As stated by Wang and Liu (2023) ‘*JWST* high redshift galaxy observations have a strong tension with Planck CMB measurements’. They could not resolve the tension using alternative cosmological models either, including dark matter–baryon interaction, $f(R)$ gravity, and dynamical dark energy (see also Santini et al. 2023). Parashari and Laha (2023) have shown that a blue-tilted power spectrum could potentially alleviate the tension with a low to moderate star formation efficiency. Studying the Balmer breaks at highest redshift galaxies, Steinhart et al. (2023) proposed it as a test of the Λ CDM model. They emphasized that the existence of stronger Balmer breaks out to $z \gtrsim 11$, will either demonstrate the early galaxy formation templates are invalid at high redshift or imply new physics beyond the ‘vanilla’ Λ CDM model. Lovyagin et al. (2022) have shown that the impossible early galaxy problem can be resolved amicably with the tired light theory in a steady-state Universe, first advocated by Zwicky (1929) to explain the early redshift observations by Hubble (1929). They have succinctly reviewed the current status of the problem and suggested some solutions. However, the tired light model cannot explain the extreme directional uniformity of the observed cosmic microwave background (CMB) radiation (Penzias and Wilson 1965). Additionally, the standard tired light model does not fit the supernovae type Ia data except at very low redshifts. An expanding Universe model can easily account for the observed redshift of distant galaxies and the CMB isotropy but has problems with the early Universe observations. However, the two approaches are not mutually exclusive. Gupta (2018a, b) has contemplated the existence of tired light in an expanding Universe. Our main objective in this paper is to explore if hybrid tired light and expanding Universe models can resolve the impossible early galaxy problem without conflicting with the relatively low redshift $z \leq 2.5$ data from supernovae type Ia (SNe Ia) observations in distant galaxies such as the Pantheon + data (Scolnic et al. 2022). Since the distance travelled by light reaching us is the same irrespective of whether in the tired light scenario or the expanding Universe, it constrains the parameters in them; *one does not need an extra parameter to include tired light in an expanding Universe model*. We will use two expanding Universe models to develop hybrid models, compare them, and see how they fit the SNe Ia and the galaxy size data from *HST* and *JWST* observations. The first hybrid model combines the Λ CDM model with the tired light model and is named the Λ CDM + TL model. The second hybrid model incorporates a new model derived from covarying coupling constant (CCC) approach (Gupta 2022). We start by defining an appropriate metric for the CCC approach and develop Einstein and Friedmann equations for the new CCC cosmological model; the hybrid model is dubbed the CCC + TL model.

Section 2 of this paper develops the theory of the expanding Universe models and their hybrid counterparts, especially for the CCC model, and shows how it relates to the standard Λ CDM model. In Section 3, we attempt to fit the Pantheon + data (Brout et al. 2022; Scolnic et al. 2022) for the models developed in Section 2 to qualify them for testing further with the *HST* and *JWST* data. We discuss our findings in Section 4 and present the conclusions in Section 5.

2. THEORY

2.1. Basics

We will derive the Friedmann equations starting from the Einstein equations and see how they are modified when G and c are varying such that $G \sim c^3$ and the speed of light is used to measure distances (Gupta 2022). The basic Einstein equations (without the cosmological constant) are

$$G_{\mu\nu} = \frac{8\pi G(t)}{c(t)^4} T_{\mu\nu}, \quad (1)$$

where $G_{\mu\nu}$ is the Einstein tensor and $T_{\mu\nu}$ is the stress-energy tensor. The FLRW metric takes the form

$$ds^2 = c^2 dt^2 f(t)^2 - a(t)^2 f(t)^2 \times \left(\frac{dr^2}{1 - kr^2} + r^2 (d\theta^2 + \sin^2\theta d\phi^2) \right), \quad (2)$$

where $f(t) = \exp(\alpha(t - t_0))$ defines the variation of c and the distances are measured using the speed of light; t_0 is the current time when $f(t_0) = 1$, a is the scale factor, and k ($-1, 0, 1$) determines the geometry of the space. The most significant difference from the standard FLRW metric is that the g_{00} metric coefficient is time dependent (Gomide & Oehara 1981). Since $\dot{f}/f = \alpha$ and $\ddot{f}/f = \alpha^2$, and $G_{\mu\nu}$ is a diagonal matrix, the essential components of the Einstein tensor are

$$G_{00} = 3c^{-2} \left(\frac{kc^2}{a^2} + \alpha^2 + 2\alpha \frac{\dot{a}}{a} + \left(\frac{\dot{a}}{a} \right)^2 \right) \quad (3)$$

$$G_{11} = -\frac{a^2}{c^2 (1 - kr^2)} \left(\frac{kc^2}{a^2} + \alpha^2 + 4\alpha \frac{\dot{a}}{a} + \left(\frac{\dot{a}}{a} \right)^2 + 2\frac{\ddot{a}}{a} \right). \quad (4)$$

The stress-energy tensor for a homogeneous and isotropic universe considered a perfect fluid, has the form

$$T_{\mu\nu} = c^{-2} (\varepsilon + p) u_\mu u_\nu - p g_{\mu\nu}. \quad (5)$$

Here ε is the energy density, p is the pressure, $g_{\mu\nu}$ are the metric elements of the FLRW metric, and the four-velocity u_μ are related through $g^{\mu\nu} u_\mu u_\nu = c^2$. For a comoving observer, $u_\mu = (c, 0, 0, 0)$.

Since $G_{\mu\nu}$ satisfies the contracted Bianchi identities and $T_{\mu\nu}$ obeys the local conservation laws, we have

$$\nabla^\mu G_{\mu\nu} = 0, \text{ i.e. } \nabla^\mu \left(\frac{8\pi G(t)}{c(t)^4} T_{\mu\nu} \right) = 0, \text{ and } \nabla^\mu T_{\mu\nu} = 0. \quad (6)$$

Since $T_{\mu\nu}$ is also a diagonal matrix, and spatial components are all equal, we need to consider only T_{00} and T_{11} . Now $g_{00} = f^2$, $g^{00} = f^{-2}$. Therefore, $g^{\mu\nu} u_\mu u_\nu = c^2 \Rightarrow u_0 u_0 = f^2 c^2$, and

$$T_{00} = (\varepsilon + p) f^2 - p f^2 = \varepsilon f^2 \quad (7)$$

$$T_{11} = \frac{pf^2 a^2}{1 - kr^2}. \quad (8)$$

Now, ε and p both are dimensionally the same. Also, $\varepsilon = \rho c^2 \sim mc^2/r^3 \sim f^2/f^3 \sim f^{-1}$ when m does not vary with time. It means T_{00} and T_{11} both scale as f . Since $c \sim f$ and $G \sim f^3$, $8\pi G T_{\mu\nu}/c^4 \sim f^0$. Therefore, $\nabla^\mu (8\pi G T_{\mu\nu}/c^4) = 0$ when $\nabla^\mu T_{\mu\nu} = 0$ with the standard definition of $T_{\mu\nu}$ without the function f^2 . Einstein equations corresponding to the metric of equation (2) may now be written

$$\frac{kc^2}{a^2} + \alpha^2 + 2\alpha \frac{\dot{a}}{a} + \left(\frac{\dot{a}}{a} \right)^2 = \frac{8\pi G}{3c^2} \varepsilon \quad (9)$$

$$\frac{kc^2}{a^2} + \alpha^2 + 4\alpha \frac{\dot{a}}{a} + \left(\frac{\dot{a}}{a} \right)^2 + 2\frac{\ddot{a}}{a} = -\frac{8\pi G}{c^2} p. \quad (10)$$

Rearranging them leads to the Friedmann equations

$$\left(\frac{\dot{a}}{a}\right)^2 = \frac{8\pi G}{3c^2} \varepsilon - \frac{kc^2}{a^2} - \left(\alpha^2 + 2\alpha \frac{\dot{a}}{a}\right) \quad (11)$$

$$\frac{\ddot{a}}{a} = -\frac{4\pi G}{3c^2} (\varepsilon + 3p) - \alpha \left(\frac{\dot{a}}{a}\right). \quad (12)$$

From these equations, we obtain the continuity equation

$$\dot{\varepsilon} + 3\frac{\dot{a}}{a} (\varepsilon + p) = -\alpha (\varepsilon + 3p). \quad (13)$$

The solution of this equation for the matter-dominant ($p = 0$) and radiation-dominant ($p = \varepsilon/3$) epochs of the Universe are, respectively,

$$\begin{aligned} \varepsilon &= \varepsilon_0 a^{-3} \exp(-\alpha(t - t_0)) = \varepsilon_0 a^{-3} f^{-1}, \text{ and} \\ \varepsilon &= \varepsilon_0 a^{-4} \exp(-2\alpha(t - t_0)) = \varepsilon_0 a^{-4} f^{-2}. \end{aligned} \quad (14)$$

We will label these equations as representing the CCC (covarying coupling constants) universe. Comparing equations (11) to (14) with corresponding equations for the Λ CDM model,

$$\left(\frac{\dot{a}}{a}\right)^2 = \frac{8\pi G}{3c^2} \varepsilon - \frac{kc^2}{a^2} + \frac{\Lambda}{3}, \quad (15)$$

$$\frac{\ddot{a}}{a} = -\frac{4\pi G}{3c^2} (\varepsilon + 3p) + \frac{\Lambda}{3}, \quad (16)$$

$$\dot{\varepsilon} + 3\frac{\dot{a}}{a} (\varepsilon + p) = 0, \quad (17)$$

$$\varepsilon = \varepsilon_0 a^{-3}, \text{ and } \varepsilon = \varepsilon_0 a^{-4}, \quad (18)$$

immediately reveals: (i) the cosmological constant Λ of the Λ CDM model is replaced with the constant α in the CCC model, (ii) the continuity equation has an additional term involving α in the CCC model, and (iii) energy density evolution has extra factors that must be considered for the CCC model.

2.2. CCC model

Defining the Hubble expansion parameter as $H = \dot{a}/a$, we may write equation (11) for a flat universe ($k = 0$) as

$$(H + \alpha)^2 = \frac{8\pi G}{3c^2} \varepsilon \Rightarrow H_0 + \alpha = \sqrt{\frac{8\pi G}{3c^2} \varepsilon_0}. \quad (19)$$

In the matter-dominated Universe of interest to us in this work, using equation (14), we may write

$$H = (H_0 + \alpha) a^{-(3/2)} f^{-(1/2)} - \alpha. \quad (20)$$

Since the observations are made using redshift z , we have to see how the scale factor a relates to z in the CCC model. Along the spatial geodesic (θ and ϕ constant) between the observer and the source at a fixed time t , using the modified FLRW metric (equation 2)

$$ds = a(t) f(t) dr. \quad (21)$$

Thus, the proper distance for co-moving coordinate r [recall that $a(t_0) = 1 = f(t_0)$]

$$d_p = a(t) f(t) \int_0^r dr = a(t) f(t) r \Rightarrow d_p(t_0) = r. \quad (22)$$

Since the light follows the null geodesic, equation (2) for a light emitted by a source at a time t_e and detected by the observer at a time t_0 yields

$$c \int_{t_e}^{t_0} \frac{dt}{a(t)} = \int_0^r dr = r = d_p(t_0). \quad (23)$$

Thus, the expression for the proper distance is the same when using the standard FLRW metric. It can now be shown (Ryden 2017) that $a = 1/(1+z)$, i.e. the same as for the Λ CDM model.

The next thing to consider is to transpose $f(t)$ to $f(z)$, as it is the latter that we will require in calculating the proper distance. We may write equation (20)

$$\begin{aligned} \frac{da}{dt} &= -\alpha a + (H_0 + \alpha) f^{-(1/2)} a^{-(1/2)} \equiv -\alpha a + (H_0 + \alpha) a^{-(1/2)} \\ &\times \exp\left(-\frac{\alpha(t - t_0)}{2}\right). \end{aligned} \quad (24)$$

Its analytic solution (using WolframAlpha), with the boundary condition $a = 1$ at $t = t_0$, is

$$\begin{aligned} a &= \left(\frac{3}{2} \frac{(H_0 + \alpha)}{\alpha} \exp\left(-\frac{\alpha(t - t_0)}{2}\right) + \left(1 - \frac{3}{2} \frac{(H_0 + \alpha)}{\alpha}\right)\right) \\ &\times \exp\left(-\frac{3\alpha(t - t_0)}{2}\right)^{2/3}. \end{aligned} \quad (25)$$

It can be written as a cubic equation

$$\begin{aligned} Ax^3 + Cx + D &= 0, \text{ with } A = 1 - \frac{3}{2} \frac{(H_0 + \alpha)}{\alpha} = 1 - C, \\ D &= -a^{3/2}, \text{ and } x = \exp\left(-\frac{\alpha(t - t_0)}{2}\right). \end{aligned} \quad (26)$$

Its solution is

$$\begin{aligned} f^{-1/2} = x &= \left(-\frac{D}{2A} + \left(\left(-\frac{D}{2A}\right)^2 + \left(\frac{C}{3A}\right)^3\right)^{1/2}\right)^{1/3} \\ &+ \left(-\frac{D}{2A} - \left(\left(-\frac{D}{2A}\right)^2 + \left(\frac{C}{3A}\right)^3\right)^{1/2}\right)^{1/3} \end{aligned} \quad (27)$$

Since the scale factor $a = 1/(1+z)$, we have $D = -[1/(1+z)]^{3/2}$. Thus, the above equation provides the function $f(z, H_0, \alpha)$.

Next, to determine the luminosity distance d_L of an object, we need to understand how the photon energy flux evolves with the redshift in the CCC model. The photon energy is reduced by a factor $(1+z)$. The effect of the interval between photo arrival time on the flux is an additional factor $(1+z)$. Since in CCC, the distance scales as the speed of light, their evolution cancels out: two emitted photons separated in time by δt_e are separated in space by a distance $\delta r_e = c_e \delta t_e$. This distance becomes $\delta r_0 = c_0 \delta t_e (1+z)$ and the corresponding time interval $\delta t_0 = c_0 \delta t_e (1+z)/c_0 = \delta t_e (1+z)$. Thus the luminosity distance scaling is the same as for the Λ CDM model, i.e. $D_L = d_p(t_0)(1+z)$, and the expression for the distance modulus μ also the same, viz.,

$$\mu = 5 \log_{10}(d_p/1\text{Mpc}) + 5 \log_{10}(1+z) + 25. \quad (28)$$

We will now focus on determining the expression for the proper distance d_p . Since $dt = dt \times da/da = da/\dot{a}$, we may write equation (23)

$$d_p(t_0) = c \int_{t_e}^{t_0} \frac{dt}{a(t)} = c \int_{a_e}^1 \frac{da}{a\dot{a}} = c \int_{a_e}^1 \frac{da}{a^2 H}, \quad (29)$$

and since $a = 1/(1+z)$, $da = -dz/(1+z)^2 = -dz a^2$, we get, using equation (20)

$$d_p(t_0) = c \int_0^z \frac{dz}{H} = c \int_0^z \frac{dz}{(H_0 + \alpha)(1+z)^{(3/2)} f(z)^{-(1/2)} - \alpha}. \quad (30)$$

2.3. Λ CDM model

The corresponding expression for the Λ CDM model (matter dominant, flat universe) is (Ryden 2017),

$$d_p(t_0) = \frac{c}{H_0} \int_0^z \frac{dz}{\sqrt{\Omega_{m,0}(1+z)^3 + 1 - \Omega_{m,0}}}, \quad (31)$$

where $\Omega_{m,0}$ is the relative matter energy density and $(1 - \Omega_{m,0})$ is the relative dark energy density. Notice that both the models have only two unknowns, i.e. H_0 and α for the CCC model, and H_0 and $\Omega_{m,0}$ for the Λ CDM model.

2.4. Tired light model

We would also like to consider the tired light model as it fits admirably well the high redshift galaxy size data (Lovyagin et al. 2022), especially from the *JWST*. In this approach, one assumes that the photon energy loss, $h d\nu$, is proportional to its energy, $h\nu$, and the distance travelled, dr , i.e. $d\nu = K \nu dr$, with K as the proportionality constant. Thus,

$$\begin{aligned} \frac{d\nu}{\nu} &= K dr \Rightarrow \int_{\nu_e}^{\nu_0} \frac{d\nu}{\nu} = K \int_{d_p}^0 dr \Rightarrow \ln\left(\frac{\nu_0}{\nu_e}\right) \\ &= -K d_p \Rightarrow \ln\left(\frac{\Lambda_0}{\Lambda_e}\right) = K d_p. \end{aligned} \quad (32)$$

Here ν_e and ν_0 are the emitted and observed photon frequencies and Λ_e and Λ_0 are the respective wavelengths. The redshift is defined as $z = (\Lambda_0 - \Lambda_e)/\Lambda_e$, i.e. $(1+z) = \Lambda_0/\Lambda_e$. Therefore, for the tired light

$$d_p = \frac{1}{K} \ln(1+z). \quad (33)$$

It must reduce to Hubble's law $d = cz/H_0$ in the limit of $z \ll 1$, yielding $K = H_0/c$. Thus, the proper distance in the tired light (TL) model is given by

$$d_p = \frac{c}{H_0} \ln(1+z). \quad (34)$$

2.5. Hybrid models

Since the distance travelled is the same in any model, the parameters of a hybrid tired light and expanding universe model are obtained by equating d_p for the two. Thus for the hybrid CCC + TL model, we equate equations (30) and (34), and write (with subscript t for tired light and c for the CCC model)

$$c \int_0^{z_c} \frac{dz}{(H_c + \alpha)(1+z)^{(3/2)} f(z)^{-(1/2)} - \alpha} = \frac{c}{H_t} \ln(1+z_t). \quad (35)$$

We will now determine H_c and H_t by considering the above expression in the limit of very low redshifts ($z \ll 1$) and keeping the terms with up to second order in z . Since the left-hand side involves an integral, we need to retain only up to first-order terms in the integrand.

Let us first consider $f(z)$. It is not practical to determine it from equation (27) in the small redshift limit $z = 0$. We go back to equation (24) and rewrite it with $a = 1/(1+z)$:

$$\frac{dz}{dt} = \alpha(1+z) - (H_0 + \alpha) f^{-(1/2)}(1+z)^{5/2}. \quad (36)$$

Since $f^{-(1/2)}$ varies slowly as compared to $(1+z)^{5/2}$, we can assume it is a constant equal to unity (i.e. its value at $z = 0$) in the above equation for solving it. With boundary condition $t = t_0$ at $z = 0$, the

solution in the limit of $z \ll 1$ up to the first term in z can be easily determined:

$$\begin{aligned} \frac{dz}{dt} &= \alpha(1+z) - (H_0 + \alpha) \left(1 + \frac{5}{2}z\right) \\ &= -H_0 - \frac{1}{2}(5H_0 + 3\alpha)z \equiv A + Bz, \end{aligned} \quad (37)$$

with solution

$$\begin{aligned} \exp[B(t - t_0)] &= \left(1 + \frac{B}{A}z\right) \Rightarrow (\exp[\alpha(t - t_0)])^{B/\alpha} \\ &= \left(1 + \frac{B}{A}z\right) \Rightarrow f = \left(1 + \frac{B}{A}z\right)^{\alpha/B}. \end{aligned} \quad (38)$$

Since $A = -H_c$ for the CCC case, the above expression for f reduces to

$$f(z) = \left(1 - \frac{\alpha}{H_c}z\right). \quad (39)$$

The left-hand side of equation (35):

$$\begin{aligned} c \int_0^{z_c} dz &\left[(H_c + \alpha)(1+z)^{(3/2)} \left(1 - \frac{\alpha z}{H_c}\right)^{-(1/2)} - \alpha \right]^{-1} \\ &= c \int_0^{z_c} dz \left[(H_c + \alpha) \left(1 + \frac{3}{2}z\right) \left(1 + \frac{\alpha z}{2H_c}\right) - \alpha \right]^{-1} \\ &= c \int_0^{z_c} dz \left[H_c + (H_c + \alpha) \left(\frac{3}{2} + \frac{\alpha}{2H_c}\right)z \right]^{-1} \\ &= \frac{c}{H_c} \int_0^{z_c} dz \left[1 - \frac{(H_c + \alpha)}{2H_c} \left(3 + \frac{\alpha}{H_c}\right)z \right]^{-1} \\ &= \frac{cz_c}{H_c} \left(1 - \frac{(H_c + \alpha)}{4H_c} \left(3 + \frac{\alpha}{H_c}\right)z_c\right). \end{aligned} \quad (40)$$

Thus, by expanding the right-hand side, we may write equation (35) as

$$\frac{cz_c}{H_c} \left(1 - \frac{(H_c + \alpha)}{4H_c} \left(3 + \frac{\alpha}{H_c}\right)z_c\right) = \frac{cz_t}{H_t} \left(1 - \frac{z_t}{2}\right). \quad (41)$$

Equating the first term on both sides of this equation and comparing it with Hubble's law yields $z_c/H_c = z_t/H_t = z/H_0$. Since the cumulative redshift z obeys $(1+z) = (1+z_c)(1+z_t)$, in the small redshift limit, we get $z = z_c + z_t$. Therefore,

$$\begin{aligned} \frac{z_c}{H_c} &= \frac{z_t}{H_t} = \frac{z}{H_0} = \frac{z_c + z_t}{H_0} \Rightarrow H_0 = H_c \frac{(z_c + z_t)}{z_c} = H_c \left(1 + \frac{z_t}{z_c}\right) \\ &= H_c \left(1 + \frac{H_t}{H_c}\right) = H_c + H_t. \end{aligned} \quad (42)$$

Equating the second term on both sides of equation (41)

$$\begin{aligned} \frac{(H_c + \alpha)}{4H_c} \left(3 + \frac{\alpha}{H_c}\right)z_c &= \frac{z_t}{2} = z_c \frac{H_t}{2H_c} \Rightarrow H_t \\ &= \frac{(H_c + \alpha)}{2} \left(3 + \frac{\alpha}{H_c}\right). \end{aligned} \quad (43)$$

Let us now consider equation (35). With the above findings, we may write

$$\begin{aligned} c \int_0^{z_c} \frac{dz}{(H_c + \alpha)(1+z)^{(3/2)} f(z)^{-(1/2)} - \alpha} \\ = c \left[\frac{(H_c + \alpha)}{2} \left(3 + \frac{\alpha}{H_c}\right) \right]^{-1} \ln \left[\frac{1+z}{1+z_c} \right]. \end{aligned} \quad (44)$$

Given H_c and α , this equation determines $(1+z_c)$ for any $(1+z)$ value and, therefore, also $(1+z_t)$. We can now use either of equation (31) or equation (34) to determine the proper distance d_p

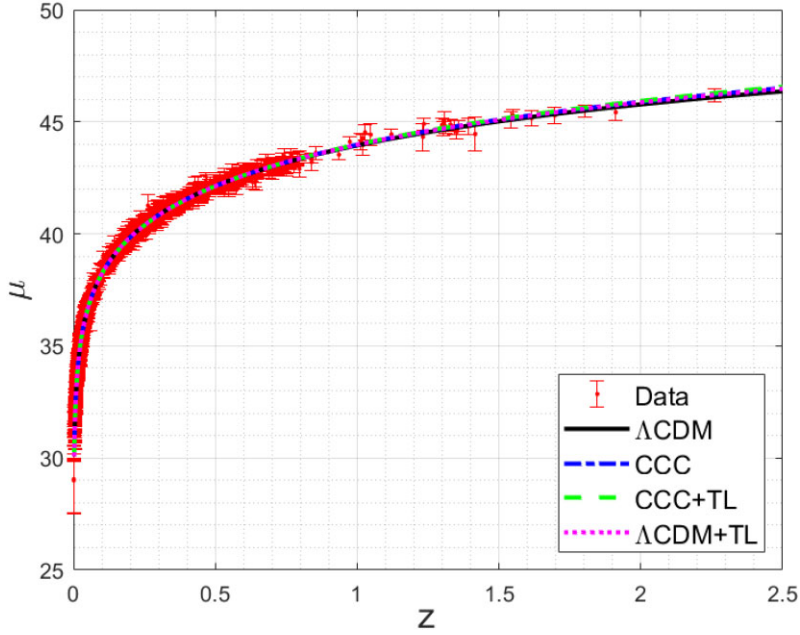


Figure 1. Pantheon+ (Brout et al. 2022; Scolnic et al. 2022) data fit for the four models discussed in the text. Okay

while replacing H_0 and z in there with H_c and z_c or H_t and z_t as applicable. When determining the luminosity distance, only $(1 + z_c)$ is involved in time dilation, not $(1 + z_t)$. The luminosity distance in the hybrid model is then $d_L = d_p(1 + z_c)(1 + z_t)^{1/2}$. Since $(1 + z_t) = (1 + z)/(1 + z_c)$, the distance modulus for a hybrid model comprising the tired light and the CCC model becomes

$$\mu = 5\log_{10}(d_p/1\text{Mpc}) + 2.5\log_{10}[(1 + z)(1 + z_c)] + 25. \quad (45)$$

We can follow a similar approach for the $\Lambda\text{CDM} + \text{TL}$ model (with subscript l for the ΛCDM model). Equating equation (31) and equation (34)

$$\frac{c}{H_l} \int_0^{z_l} \frac{dz}{\sqrt{\Omega_{m,0}(1+z)^3 + 1 - \Omega_{m,0}}} = \frac{c}{H_t} \ln(1 + z_t). \quad (46)$$

In the limit of $z_l \ll 1$ and $z_t \ll 1$, and keeping the terms up to second order in redshift, we get the same results as for the CCC model by comparing the first-order terms, but $H_t = 1.5\Omega_{m,0}H_l$ by comparing the second-order terms, and equation (44) is replaced with

$$\frac{c}{H_l} \int_0^{z_l} \frac{dz}{\sqrt{\Omega_{m,0}(1+z)^3 + 1 - \Omega_{m,0}}} = \frac{c}{1.5\Omega_{m,0}H_l} \ln(1 + z_t). \quad (47)$$

3. RESULTS

3.1. Fitting pantheon + data

We will now attempt fitting the Pantheon + data (Brout et al. 2022; Scolnic et al. 2022) for supernovae type 1a (SNe1a). We have considered the following six models in matter dominated Euclidean universe:

- (i) The ΛCDM model.
- (ii) The CCC model.
- (iii) The hybrid model, comprising the ΛCDM model and the tired light model labelled $\Lambda\text{CDM} + \text{TL}$.
- (iv) The hybrid model, comprising the CCC model and the tired light model labelled $\text{CCC} + \text{TL}$.

(v) The tired light model TL, modified to include an unknown flux loss correction term, labelled TL+, added to the luminosity distance, i.e. $5\log(1 + z)^\beta$, with β a data fit parameter. The luminosity distance was corrected only for the photon energy loss since the time dilation is not relevant for it.

(vi) The standard tired light model, TL, with luminosity distance again corrected only for the photon energy loss since the time dilation is not relevant for it.

We used the standard Curve Fitting tool in Matlab for this purpose by minimizing χ^2 (Gupta 2020). The first five have two free parameters; thus, the degrees of freedom are identical. They are all within the error bars of the data (Fig. 1; only the first four model curves are plotted). The χ^2 values of the first four models are within 0.1 percent of each other at 745.7 as its mean value (Table 1). Even the TL + model's χ^2 value is within 0.6 percent of the mean value. However, as could be expected, the χ^2 value for the standard TL model is significantly larger at 2580. Thus, the Pantheon + data rejects only the TL model but none of the others.

It should be mentioned that we have not taken into consideration the systematic uncertainties associated with the data. However, they would affect the fitting of all the models and χ^2 values similarly and thus are not expected to impact the comparative study of the models.

The models' fit parameters and χ^2 values, along with the deceleration parameter and the age of the Universe, are presented in Table 1. It is relevant at this point to refer to the work of Lopez-Corredoira and Calvo-Torel (2022) wherein they compare the fits of several alternative models without dark energy by fitting Pantheon data (Scolnic et al. 2018).

Unlike in a previous paper (Gupta 2020), wherein absolute magnitude $M_B = -19.35$ was used to convert the apparent magnitudes reported in the data to the distance moduli μ , Pantheon+ data (Scolnic 2022) includes distance modulus, apparently based on $\{M\}_B = -19.253$. Since H_0 is degenerate with M_B , the choice of M_B affects the determination of H_0 for different models. However, all the models yield about the same value of H_0 . Thus, we do not

Table 1. Pantheon + data fit parameters, χ^2 values, the deceleration parameter, and the age of the Universe.

Parameter	Unit	Λ CDM	CCC	Λ CDM + TL	CCC + TL	TL+	TL
H_0	Km s ⁻¹ Mpc ⁻¹	72.99 ± 0.34	72.70 ± 0.34	72.74	72.62	72.46 ± 0.34	64.42 ± 0.36
H_x	Km s ⁻¹ Mpc ⁻¹	72.99	72.7	60.48 ± 1.06	59.51 ± 1.06	0	0
H_t	Km s ⁻¹ Mpc ⁻¹	0	0	12.26	13.11	72.46	64.42
$\Omega_{m,0}$	NA	0.3508 ± 0.0243	NA	0.1351 ± 0.0109	NA	NA	NA
α/H_x	NA	NA	-0.4953 ± 0.0246	NA	-0.7997 ± 0.0143	NA	NA
β	NA	NA	NA	NA	NA	0.6418 ± 0.0196	NA
χ^2	NA	745.4	745.6	745.3	746.5	749.9	2580
Fit Params.	NA	2	2	2	2	2	1
DOF	NA	1699	1699	1699	1699	1699	1700
q_0	NA	-0.474	-0.371	-0.797	-0.780	NA	NA
t_0	Gyr	13.75	13.69	19.25	26.70	NA	NA

expect the choice of the absolute magnitude to affect the findings of this paper.

3.2. Angular-diameter angle and distance

These are essential for testing a model based on the data on the size of galaxies at high redshift, especially those recently observed with the *JWST* and discussed extensively in the literature (e.g. Lovyagin et al. 2022 and references therein).

The angular diameter distance d_A is defined in terms of the physical size δl of an object and its observed angular size $\delta\theta$ as $d_A = \delta l / \delta\theta$. Using the metric (equation 2), the object at a location (r, ϕ) , i.e. $dr = 0$ and $d\phi = 0$, at time t has a size given by

$$ds^2 = a(t)^2 f(t)^2 r^2 d\theta^2 \Rightarrow ds = a(t) f(t) r d\theta = \delta l. \quad (48)$$

Therefore, with r as the proper distance d_p , the angular diameter distance becomes

$$d_A = a(t) f(t) d_p. \quad (49)$$

We have to be cogent of the fact that the scale factor a in a hybrid model relates to the redshift z_x due to expanding universe only, i.e. $a = 1/(1 + z_x)$, whereas an observer measures the total redshift z . The function $f(t)$, of course, has no significance for the non-CCC models. In addition, $a(t)$ is irrelevant for the tired light model. Thus, when we know d_p for a model, we can immediately compute d_A , and, therefore, the size of an object from its observed angular size.

Plots of angular-diameter distance for the five models are shown in Fig. 2. Two of the plots jump out: (i) the TL + plot has no maximum, but that can be expected as no expansion of the Universe is involved, and (ii) the CCC + TL plot has its peak value about four times higher than the Λ CDM value at $z > 10$. This dramatically affects the observed $\delta\theta$ and brightness of the distant galaxies. The plots are shown in Fig. 3 for 10 kpc objects against the backdrop of measured angular sizes of galaxies from multiple sources (the same as cited by Lovyagin et al. 2022; those points without errors in the original data are arbitrarily allowed a 5 per cent error), including the latest *JWST* data. While all models are satisfactory at low redshifts, only TL + and CCC + TL are acceptable for high redshifts.

It should be mentioned that the size evolution of galaxies, especially at $z > 10$, is not well measured. In particular, the measured angular sizes are subject to the distribution of stellar populations within galaxies and their light or mass profiles (e.g. outskirts of galaxies are likely too faint to be detected). Also, we have not addressed the uncertainties related to baryonic processes and feedback mechanisms

that may potentially be effective in shaping galaxy sizes of observed galaxies. Additionally, not all redshifts determined initially via photometric colour selection, have been confirmed spectroscopically; some have been found spectroscopically at much lower redshift, e.g. a bright interloper at $z_{\text{spec}} = 4.91$ that was claimed as a photometric candidate at $z \sim 16$ (Harikane et al. 2023).

3.2. Age of the Universe and redshift

Galaxies at high redshifts, especially those observed by *JWST*, appear as evolved and as massive as those at lower redshifts. How can this be possible, considering that the age of the Universe at very high redshifts was less than half a billion years as per the Λ CDM model? This subject has been extensively discussed in the literature (e.g. Adams et al. 2023; Atek et al. 2022; Chen et al. 2023; Donnan et al. 2023; Finkelstein et al. 2022; Naidu et al. 2022a and 2022b; Ono et al. 2022; Tacchella et al. 2023; Wu et al. 2023; Yang et al. 2022; Labbe et al. 2023), so we will not delve on it. Nevertheless, we will try to see how the Universe ages under different models.

Let us first consider the CCC model. As per equation (24), we may write

$$\begin{aligned} \frac{da}{dt} &= -\alpha a + (H_c + \alpha) f^{-(1/2)} a^{-(1/2)} \Rightarrow t \\ &= \int_0^{a_c} \frac{da}{-\alpha a + (H_c + \alpha) f^{-(1/2)} a^{-(1/2)}}. \end{aligned} \quad (50)$$

Here $a_c = 1$ for the age of the Universe today at $z_c = 0$. To find the age for a specific z_c , we replace with a_c , $1/(1 + z_c)$ and integrate. For non-hybrid models, z replaces z_c .

When working with a CCC + TL model, we have to find first the expanding universe component z_c of z as described under equation (44), and then use equation (50) to determine the age corresponding to the observed z . Similarly, we determine the ages for the Λ CDM and Λ CDM + TL models. The Universe age has no meaning for the TL and TL + models.

Fig. 4 shows how the age of the Universe decreases with increasing redshift for the four models. Fig. 5 shows the age increment with redshift for the two hybrid models compared to the currently expected age for the standard Λ CDM model. Both the hybrid models show significant increases, but the CCC + TL model provides a 10 to 20-fold increase at redshifts 10 to 20, giving enough time (5.8 Gyr at $z = 10$ and 3.5 Gyr at $z = 20$) for large, massive galaxies to form. In contrast, for the Λ CDM + TL model, corresponding age increases are 1.7 and 0.7 Gyr.

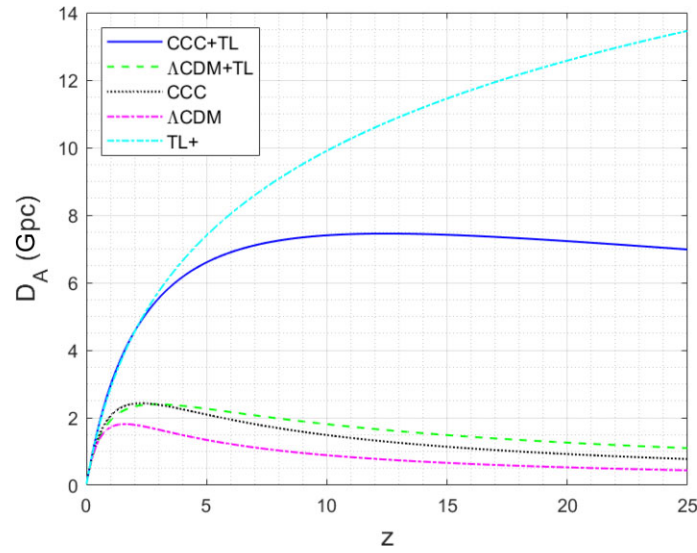


Figure 2. Angular diameter distance according to different models plotted against observed redshift.

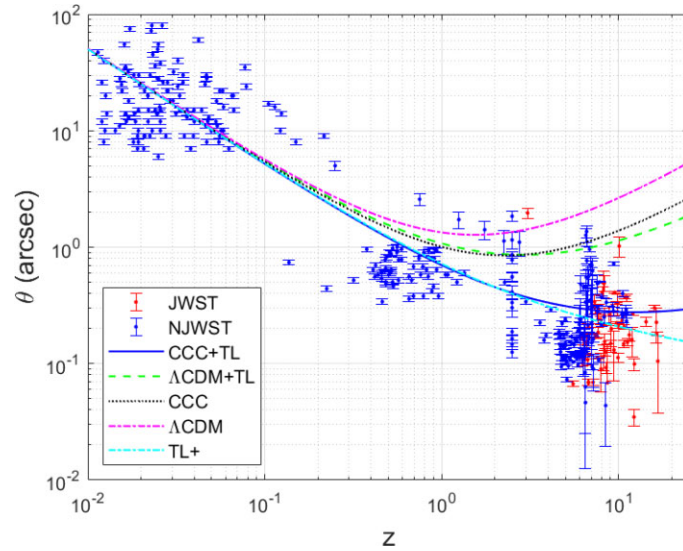


Figure 3. The angular size of 10 kpc objects for the five models against the backdrop of measured angular sizes of galaxies from multiple sources, including the latest *JWST* data and some pre-*JWST* data labelled as NJWST (provided by Lovyagin et al. 2022).

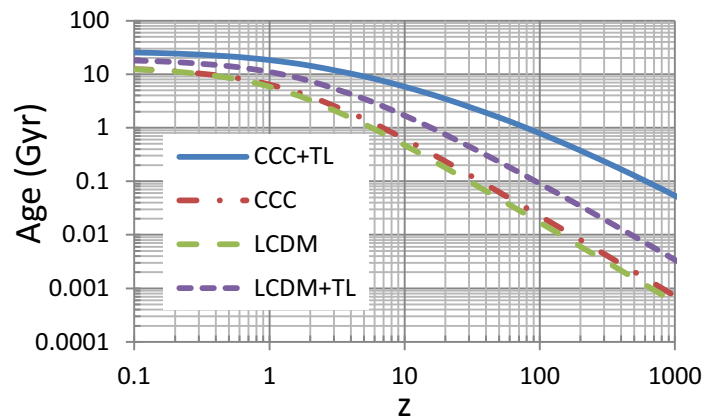


Figure 4. Age as a function of the observed redshift for the four models.

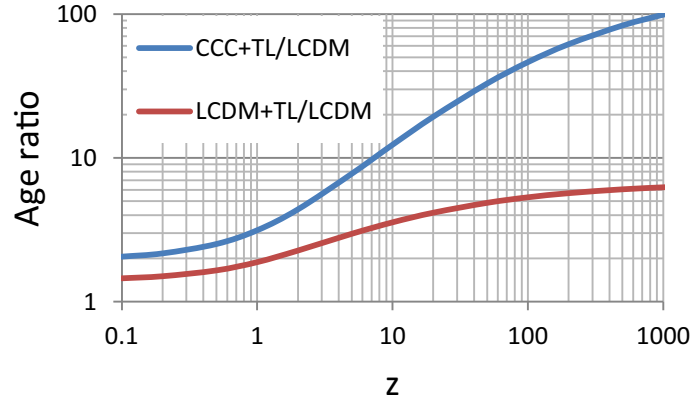


Figure 5. Age advantage of the two hybrid models over the Λ CDM model.

3.3. Tired light contribution to redshift

We were curious to know how the ratio of the tired light and expanding universe redshift evolves with the total redshift for the hybrid models. It is plotted in Fig. 6. For the CCC + TL model, the tired light fraction starts at 22 per cent at $z \approx 0$ and declines slowly to 20 per cent at $z = 10$, to 18 per cent at $z = 20$, and to 3 per cent at $z = 1000$. For the Λ CDM + TL model, the corresponding values are 20 per cent, 11 per cent, 7 per cent, and 0.3 per cent. Despite their relatively small contribution, the tired light modifies the observed redshift considerably since redshifts are multiplicative through the relation $(1 + z) = (1 + z_x)(1 + z_t)$.

3.4. Deceleration parameter

We will now calculate the deceleration parameter for the models. It is defined by the relation $q_0 = -\ddot{a}/(aH_0^2)$, H_0 being the expanding Universe part of the Hubble constant at the current time. Let us first consider the CCC model. From the first Friedmann equation (equation 11) for a flat Universe

$$\begin{aligned} H_0^2 &= \frac{8\pi G}{3c^2} \varepsilon_0 - (\alpha^2 + 2\alpha H_0) \\ &= \frac{4\pi G}{3c^2} \varepsilon_0 = (H_0^2 + (\alpha^2 + 2\alpha H_0)) / 2. \end{aligned} \quad (51)$$

From the second Friedmann equation (equation 12) in the matter-dominated universe, using the above equation

$$\begin{aligned} \left(\frac{\ddot{a}}{a}\right)_0 &= -\frac{4\pi G}{3c^2} \varepsilon_0 - \alpha H_0 = -\frac{1}{2} (H_0^2 + (\alpha^2 + 2\alpha H_0)) \\ &\quad - \alpha H_0 \Rightarrow q_0 = \frac{1}{2} + 2\frac{\alpha}{H_0} + \frac{1}{2} \left(\frac{\alpha}{H_0}\right)^2. \end{aligned} \quad (52)$$

Similarly, q_0 for the Λ CDM model may be expressed (Ryden 2017), since $\Omega_{\Lambda,0} = 1 - \Omega_{m,0}$, as

$$q_0 = \frac{1}{2} \Omega_{m,0} - \Omega_{\Lambda,0} = -1 + 1.5 \Omega_{m,0}. \quad (53)$$

In the above expressions, we must use the expanding Universe component of the Hubble constant when applying them to the hybrid models. The deceleration parameters and the Universe's ages for different models are shown in Table 1.

4. DISCUSSION

The main objective of this paper is to explore if the hybrid models that include tired light cosmology can explain the deep space high redshift observation of *JWST* on the large-scale structures of the Universe, that is, the structure and evolution of galaxies. These observations show that the very early Universe galaxies were almost as bright, massive, and structurally as evolved as the galaxies in the late Universe but with rather small angular diameters. Under the standard Λ CDM model, the physical sizes of these galaxies turn out to be about 10 per cent of their expected sizes. It is because, according to this model, the angular diameter distance of objects reaches a maximum of about ~ 1.7 Mpc at $z = 1.6$ and decreases at higher redshift leading to the angular diameter θ of a standard size object increasing with increasing z . Thus, if one observes a smaller θ , it is interpreted as a smaller size object. So, if a model has no angular diameter distance maximum, such as for the tired light models, or if the maximum is shifted to higher redshifts and thus has a higher value, then observed smaller θ will translate into larger object sizes. Observed over density of galaxies in the region of $z \sim 10$ (e.g. Whitler et al. 2023) can also be explained accordingly.

However, before any model can be considered seriously, it must pass the most basic test fitting the supernovae type 1a data compiled as Pantheon + by Scolnic et al. (2022). Additionally, it should, in principle, not conflict with the observed isotropy of the CMB radiation. The standard tired light model TL does not pass the basic test, as is evident from its χ^2 value of 2580 against all others less than 750 in Table 1. The modified tired light model TL + with added unknown flux loss term $5 \log(1 + z)^\beta$ in the distance modulus equation gives a good fit to Pantheon + with a χ^2 value of 749.9 when $\beta = 0.6418 \pm 0.0196$. The inclusion of the additional term indicates that the TL model is missing something and that missing something is possibly the expanding universe component. However, neither of the tired light models can explain the extreme isotropy of the CMB radiation. Nevertheless, we have included the TL + model in some of the comparative figures for discussion purposes. All the remaining models provide similarly great fits to Pantheon + data (Fig. 1 and Table 1) and involve expansion of the universe and thus are compliant with CMB isotropy.

One may be concerned about how the peak luminosities of supernovae type 1a in the Pantheon + data will be affected due to the variation of G and other constants. The peak luminosity can

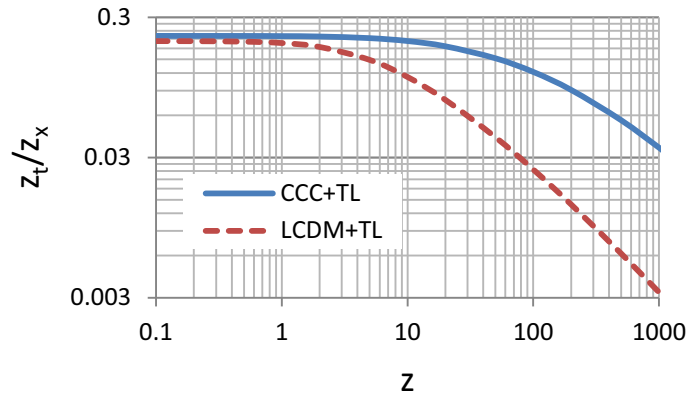


Figure 6. Tired light redshift as a fraction of the expanding Universe redshift.

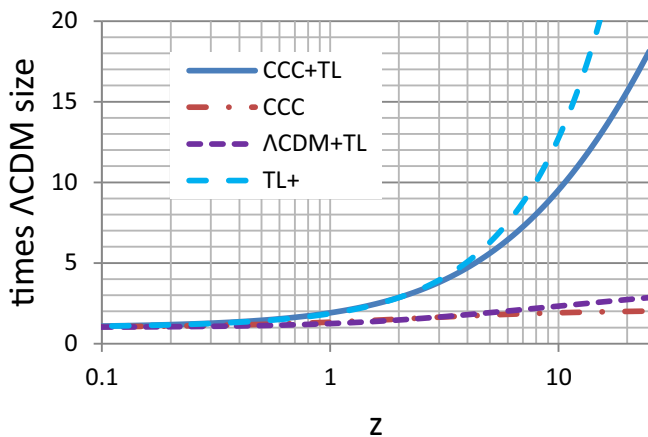


Figure 7. Object size under different models as a multiple of its size using the Λ CDM model.

be related to the Chandrasekhar mass M_{ch} (Arnett 1982; Garcia-Berro et al 1999; Gaztañaga et al. 2001; Wright & Li 2018) with $M_{ch} \sim (hc/G)^{3/2}$. Since $h \sim f^2$, $c \sim f$, and $G \sim f^3$, we find that $M_{ch} \sim f^0$. Therefore, the coupling constants' variation does not affect the peak supernovae luminosity in the CCC model.¹

Coming back to angular diameter distance, its peak value of 7.45 Gpc at $z = 12.5$ is the highest among the four models of interest, and its profile is closest to the TL + profile (Fig. 2). Thus, a small observed angular size θ of a galaxy does not translate into a smaller galaxy size. This is depicted in Fig. 3, which shows how one would observe θ of a 10 kpc object with increasing redshift under different models; the curves are superimposed over the θ of many galaxies from *JWST* observations and some pre-*JWST* observations. We notice that the CCC + TL model curve is very close to the TL + curve, whereas the Λ CDM + TL model curve is not. This may mean that the Λ CDM + TL model (also, the CCC and Λ CDM models) do not faithfully represent the early Universe evolution.

An alternative way to analyse the angular size data of the galaxies would be to see what each model yields as their physical size. Since the physical size is directly proportional to angular diameter distance, the size increase in different models compared to the Λ CDM model can be easily determined, as shown in Fig. 7. We

see an insignificant difference using different models at redshifts less than 1. The difference becomes perceptible at higher and higher redshift. The multiplier for the CCC+TL model becoming 5.6 at $z = 5$, 9.5 at $z = 10$, 12.8 at $z = 15$, and so on. Astronomers became concerned about the galaxy sizes using the Λ CDM model only at $z \geq 5$, especially at $z \geq 10$. Consequently, they suggested models and their improvements to create large structures of the Universe in a shorter and shorter time (e.g. Adams et al. 2023; Atek et al. 2022; Chen et al. 2023; Finkelstein et al. 2022; Naidu et al. 2022; Ono et al. 2022; Tacchella et al. 2023; Wu et al. 2023; Yang et al. 2022; Labbe et al. 2023; Chantavat et al. 2023; Yung et al. 2023). Instead of attempting to *compress* the cosmic timeline for creating well-evolved massive galaxies in a very young Universe to resolve the impossible early galaxy problem with the Λ CDM model (Melia 2023) and cosmological simulations (McCaffrey et al. 2023), it might be prudent to consider alternative models that *stretch* the timeline. An alternative scenario in support of the standard model has been proposed by Prada et al. (2023) by contending that during the early epochs of the Universe the stellar mass-to-light ratio could not have reached the values reported by Labbe et al. (2023). However, one would need to explain the existence of very high z quasars, such as those considered by Latif et al. (2023), and remarkably high IR luminosity of massive galaxies at $z \sim 8$ discovered by *JWST* (Akins et al. 2023).

We have shown in Fig. 4 how the cosmic timeline is stretched in the two hybrid models. We show the age of the Universe under the two hybrid models relative to the age under the Λ CDM model. While the stretch is modest (1.40 times for the Λ CDM + TL model versus 1.94 times for the CCC + TL model) at the current epoch, it becomes very significant at high redshift (2.97, 3.56, and 4.16 times at $z = 5$, 10, and 20, respectively, for the Λ CDM + TL model, and 7.76, 12.3, and 19.3 times for the same redshifts, respectively, for the CCC + TL model). The cosmic time stretch is thus up to 5.8 Gyr at $z = 10$ and 3.5 Gyr at $z = 20$; there is no need to invent new physics for the rapid formation of galaxies.

It would appear that except for the CCC + TL model, none of the models are able to reasonably resolve the impossible early galaxy problem; the TL models are unrealistic as they cannot reproduce the isotropy of CMB, and others do not provide realistic sizes of the early galaxies. Thus, the only realistic option is the CCC + TL hybrid model.

The CCC model is derived from Dirac's hypothesis of varying physical constants (Dirac 1937). His analysis was based on his large number theory and predicted the variation of G and the fine structure constant α . As discussed by Uzan (2011), if one constant

¹In an earlier paper (Gupta 2022), the Planck constant scaling was incorrectly taken as $h \sim f$ rather than $h \sim f^2$.

varies, then others also must vary, and their variations correlated. From the local energy conservation laws, Gupta (2022) found that the variation of c , G , the Planck constant h , and the Boltzmann constant k must follow $G \sim c^3 \sim h^{1.5} \sim k^{1.5}$ when the distance is measured with c . This leads to $\dot{G}/G = 3\dot{c}/c = 1.5\dot{h}/h = 1.5\dot{k}/k$, and therefore their variation can be represented by a single dimensionless function $f(t)$, i.e. *if one constant varies, then all of them do*. The standard procedure is to consider a power-law function or a linear function. However, we found the most convenient form to use is $f(t) = \exp[\alpha(t - t_0)]$ with α determined by fitting the Pantheon + data as $\alpha = -0.66H_0$ ($= \dot{c}/c$); α may be considered to represent the strength of the coupling constants' variation. Since $\dot{G}/G = 3\dot{c}/c$, we get $\dot{G}/G = -2.0H_0$, about the same predicted by Dirac from his large number hypothesis. While there have been multiple attempts to constrain $|\dot{G}/G|$ by various methods to several orders of magnitude lower values (e.g. Teller 1948; Morrison 1973; Sisterna & Vucetich 1990; Degl'Innocenti et al. 1995; Thorsett 1996; Corsico et al. 2013; Sahni & Shtanov 2014; Ooba et al. 2017; Genova et al. 2018; Hofmann & Müller 2018; Wright & Li 2018; Bellinger & Christensen-Dalsgaard 2019; Zhu et al. 2019; Alvey et al. 2020; Vijaykumar et al. 2021), they all consider other constants to be pegged to their current value. However, keeping any of the constants fixed automatically forces $\alpha = 0$, and therefore $\dot{G}/G = 0$.

We believe the two-parameter (H_0 , α) CCC model is possibly an extension of the Λ CDM model. Examining the Friedmann equations, one can imagine the CCC model as the Λ CDM model with a dynamic cosmological constant: (i) $\Lambda \rightarrow \Lambda(t) = -3(\alpha^2 + 2\alpha\dot{a}/a)$, consisting of a static term and a dynamic term in the first Friedmann equation, and (ii) only the dynamic term in the second Friedmann equation. In the CCC model, recalling that α numerically turns out to be negative, it replaces Λ as the source of Universe expansion. One can even define energy density corresponding to $\alpha^2 + 2\alpha\dot{a}/a$. However, it remains to be seen how well the CCC model can fit the Planck data and explain other astrophysical and cosmological observations.

It should be mentioned that by treating the g_{00} metric coefficient time dependent in the FLRW metric (equation 2), Gomide & Uehara (1981) were able to show that the local inertial effects are dependent on the overall structure of the Universe; cosmological models with positive curvature are Machian, whereas open ones are not. The CCC + TL model could, thus, be used to test the applicability of Mach's effect in the Universe.

It remains to be seen if the CCC + TL model can help address or explain other cosmology problems. Initially, we would want to determine if the new model is satisfactory for explaining CMB, BBN (big-bang nucleosynthesis), and BAO (baryonic acoustic oscillations) observations.

5. CONCLUSION

JWST is perhaps playing the same role as *HST* did in the 1990s – reinventing cosmology. *HST* put the Λ CDM model on the pedestal. *JWST* is challenging standard Λ CDM. In this paper, we have attempted to show that an extension of the Λ CDM model with deemed dynamical cosmological constant, when hybridized with the tired light concept and parameterized with Pantheon + data, provides a model, dubbed CCC + TL, that is compliant with the deep space observation of *JWST* on the angular sizes of high redshift galaxies. It stretches the cosmic time, especially at high redshifts, to allow the formation of large galaxies. It eliminates the need for stretching and tuning existing models to produce such structures

in the early Universe, thus amicably resolving the *impossible early galaxy* problem.

ACKNOWLEDGEMENTS

The author is grateful to Prof. Nikita Lovyagin for sharing the public domain data he and his collaborators used in their study; his work inspired the current work. He wishes to thank Macronix Research Corporation for the unconditional research grant for this work. He expresses his gratitude to the anonymous reviewer for constructive comments and suggestion for improving the quality and clarity of the paper. He is also thankful to Prof. Rodrigo Cuzinatto and Prof. Pedro Pompeia for reviewing and commenting on the manuscript.

DATA AVAILABILITY

References have been provided for the data used in this work.

REFERENCES

- Adams N. J. et al., 2023, *MNRAS*, 518, 4755
- Akins H. B., Casey C. M., Allen N., Bagley M. B., 2023, preprint (arXiv:2304.12347)
- Alvey J. et al., 2020, *Eur. Phys. J. C*, 80, 148
- Arnett W. D., 1982, *ApJ*, 253, 785
- Atek H. et al., 2023, *MNRAS*, 519, 1201
- Atek H. et al., 2023, preprint (arXiv:2305.01793)
- Austin D. et al., 2023, preprint (arXiv:2302.04270)
- Baggen J. F. W. et al., 2023, preprint (arXiv:2305.17162)
- Bastian R. et al., 2023, *MNRAS*, 521, 3553
- Bellinger E. P., Christensen-Dalsgaard J., 2019, *ApJ*, 887, L1
- Boyett K. et al., 2023, preprint (arXiv:2303.00306)
- Brout D. et al., 2022, *ApJ*, 938, 110
- Brummel-Smith C., Skinner D., Sethuram S. S., Wise J.H., Xia B., Taori K., 2023, preprint (arXiv:2302.04882)
- Bunker A. J. et al., 2023, preprint (arXiv:2302.07256)
- Chantavat T., Chongchitnan S., Silk J., *MNRAS*, 522, 3256
- Chen Y., Mo H. J., Wang K., 2023, preprint (arXiv:2304.13890)
- Chen Z., Stark D. P., Endsley R., Topping M., Whitler L., Charlot S., 2023, *MNRAS*, 518, 5607
- Corsico A. H. et al., 2013, *J. Cosmol. Astropart. Phys.*, 06, 032
- Curtis-Lake E. et al., 2023, *Nat. Astron.*, 7, 622
- Degl'Innocenti S. et al., 1995 *A&A*, 312, 345
- Dekel A., Sarkar K. S., Birnboim Y. N., Li Z., 2023, *MNRAS*, 523, 3201
- Dirac P. A. M., 1937, *Nature*, 139, 323
- Dolgov A.D., 2023, preprint (arXiv:2301.01365)
- Donnan C. T. et al., 2023, *MNRAS*, 518, 6011
- Eilers A-C. et al., 2023, *ApJ*, 952, 68
- Ellis R. S., 2022, *When Galaxies Were Born: The Quest for Cosmic Dawn*. Princeton Univ. Press, Princeton
- Finkelstein S. L. et al., 2022, *ApJ*, 940, L55
- Garcia-Berro E. et al., 1999, preprint (arXiv:9907440)
- Gaztañaga E. et al., 2001, *Phys. Rev. D*, 65, 023506
- Genova A. et al., 2018, *Nat. Commun.*, 9, 289
- Gomide F. M., Uehara M., 1981, *A&A*, 95, 362
- Gupta R. P., 2018a, *Universe*, 4, 104
- Gupta R. P., 2018b, *Int. J. Astron. Astrophys.*, 8, 219
- Gupta R. P., 2020, *MNRAS*, 498, 4481
- Gupta R. P., 2022, *Mod. Phys. Lett. A*, 37, 2250155
- Gupta R. P., 2022, *MNRAS*, 511, 4238
- Hainline K. N. et al., 2023, preprint (arXiv:2306.02468)
- Harikane Y. et al., 2023, preprint (arXiv:2304.06658)
- Haro P. A. et al., 2023, *ApJ*, 951, L22
- Haslbauer M., Kroupa P., Zonoozi A. H., Haghi H., 2022, *ApJ*, 939, L31
- Hofmann F., Müller J., 2018, *Class. Quantum Gravity*, 35, 035015
- Hubble E., 1929, *Proc. Natl. Acad. Sci. USA*, 15, 168

- Inayoshi K., Harikane Y., Inoue A. K., Li W., Ho L. C., 2022, *ApJ*, 938, L10
- Kannan R. et al., 2022, preprint ([arXiv:2210.10066](https://arxiv.org/abs/2210.10066))
- Keller B. W., Munshi F., Trebitsch M., Tremmel M., 2022, preprint ([arXiv:2212.12804](https://arxiv.org/abs/2212.12804))
- Labbé I. et al., 2023, *Nature*, 616, 266
- Larson R. L., Finkelstein S. L., Kocevski D. D., Hutchison T. A., 2023, preprint ([arXiv:2203.08918](https://arxiv.org/abs/2203.08918))
- Latif M. A., Whalen D. J., Mezcuca M., 2023, preprint ([arXiv:2304.12333](https://arxiv.org/abs/2304.12333))
- Long A. S. et al., 2023, preprint ([arXiv:2305.04662](https://arxiv.org/abs/2305.04662))
- Looser T. J. et al., 2023, preprint ([arXiv:2302.14155](https://arxiv.org/abs/2302.14155))
- Lopez-Corredoia M., Calvo-Torel J. L., 2022, *Int. J. Mod. Phys. D*, 31, 2250104
- Lovyagin N., Raikov A., Yershov V., Lovyagin Y., 2022, *Galaxies*, 10, 108
- Maiolino R. et al., 2023, preprint ([arXiv:2305.12492](https://arxiv.org/abs/2305.12492))
- Mason C. A., Trenti M., Treu T., 2023, *MNRAS*, 521, 497
- Mauerhofer V., Dayal P., 2023, preprint ([arXiv:2305.01681](https://arxiv.org/abs/2305.01681))
- McCaffrey J., Hardin S., Wise J., Regan J., 2023, preprint ([arXiv:2304.13755](https://arxiv.org/abs/2304.13755))
- Melia F., 2014, *AJ*, 147, 120
- Melia F., 2020, *The Cosmic Spacetime*. Taylor and Francis, Oxford
- Melia F., 2023, *MNRAS*, 521, L85
- Mirocha J., Furlanetto S. R., 2023, *MNRAS*, 519, 843
- Morrison L. V., 1973, *Nature*, 241, 519
- Naidu R. P. et al., 2022a, *ApJ*, 940, L14
- Naidu R. P. et al., 2022b, preprint ([arXiv:2208.02794](https://arxiv.org/abs/2208.02794))
- Ono Y. et al., 2023, *ApJ*, 951, 72
- Ooba J. et al. 2017, *Prog. Theo. Exp. Phys.*, 2017, 043E03
- Parashari P., Laha R., 2023, preprint ([arXiv:2305.00999](https://arxiv.org/abs/2305.00999))
- Penzias A. A., Wilson R. W., 1965, *ApJ* 142, 419
- Prada F., Behroozi P., Ishiyama T., Klypin A., Perez E., 2023, preprint ([arXiv:2304.11911](https://arxiv.org/abs/2304.11911))
- Regan J., 2023, *Open J. Astrophys.*, 6, 12
- Robertson B. E. et al. 2023, *Nat. Astron.* 7, 611
- Ryden B. S., 2017, *Introduction to Cosmology*. Cambridge Univ. Press, Cambridge
- Sahini V., Shtanov Y., 2014, *Int. J. Mod. Phys. D*, 23, 1442018
- Santini P., Menci N., Castellano M., 2023, preprint ([arXiv:2301.03892](https://arxiv.org/abs/2301.03892))
- Schneider R., Valiante R., Trinca A., Graziani L., Volonteri M., 2023, preprint ([arXiv:2305.12504](https://arxiv.org/abs/2305.12504))
- Scolnic D. M. et al., 2018, *ApJ*, 859, 101
- Scolnic D. M. et al., 2022, *ApJ*, 938, 113
- Sisterna P., Vucetich H. 1990, *Phys. Rev. Lett.*, 72, 454
- Steinhardt C. L., Sneppen A., Clausen T., Katz H., Rey M. P., Stahlschmidt J., 2023, preprint ([arXiv:2305.15459](https://arxiv.org/abs/2305.15459))
- Tacchella S. et al., 2023, *MNRAS*, 522, 6236
- Tacchella S. et al., 2023, preprint ([arXiv:2302.07234](https://arxiv.org/abs/2302.07234))
- Teller E., 1948, *Phys. Rev.*, 73, 801
- Thorsett S.E., 1996, *Phys. Rev. Lett.*, 77, 1432
- Uzan J.-P., 2011, *Living. Rev. Relativ.*, 14, 2
- Vijaykumar A., Kapadia S. J., Ajith P., 2021, *Phys. Rev. Lett.*, 126, 141104
- Wang D, Liu Y., 2023, preprint ([arXiv:2301.00347](https://arxiv.org/abs/2301.00347))
- Whitler L., Stark D. P., Endsley R., Chen Z., Mason C., Topping M. W., Charlot S., 2023a, preprint ([arXiv:2305.16670](https://arxiv.org/abs/2305.16670))
- Whitler L., Endsley R., Stark D. P., Topping M., Chen Z., Charlot S., 2023b, *MNRAS*, 519, 157
- Witze A., 2023, *Nature*, 619, 16
- Wright B. S., Li B., 2018, *Phys. Rev. D*, 97, 083505
- Wu Y. et al., 2023, *ApJL*, 942, L1
- Yajima H. et al., 2022, preprint ([arXiv:2211.12970](https://arxiv.org/abs/2211.12970))
- Yang L. et al. 2022, *ApJ*, 938, L17
- Yung L. Y. A., Somerville R. S., Finkelstein S. L., Wilkins S. M., Gardner J. P., 2023, preprint ([arXiv:2304.04348](https://arxiv.org/abs/2304.04348))
- Zhu W. W. et al., 2019, *MNRAS*, 482, 3249
- Zwicky F., 1929, *Proc. Natl. Acad. Sci. USA*, 15, 773

This paper has been typeset from a Microsoft Word file prepared by the author.