

## PHYSICS

# Training of quantum circuits on a hybrid quantum computer

D. Zhu<sup>1\*</sup>, N. M. Linke<sup>1</sup>, M. Benedetti<sup>2,3</sup>, K. A. Landsman<sup>1</sup>, N. H. Nguyen<sup>1</sup>, C. H. Alderete<sup>1†</sup>, A. Perdomo-Ortiz<sup>2,4</sup>, N. Korda<sup>5</sup>, A. Garfoot<sup>5</sup>, C. Brecque<sup>5</sup>, L. Egan<sup>1</sup>, O. Perdomo<sup>6</sup>, C. Monroe<sup>1,7</sup>

Generative modeling is a flavor of machine learning with applications ranging from computer vision to chemical design. It is expected to be one of the techniques most suited to take advantage of the additional resources provided by near-term quantum computers. Here, we implement a data-driven quantum circuit training algorithm on the canonical Bars-and-Stripes dataset using a quantum-classical hybrid machine. The training proceeds by running parameterized circuits on a trapped ion quantum computer and feeding the results to a classical optimizer. We apply two separate strategies, Particle Swarm and Bayesian optimization to this task. We show that the convergence of the quantum circuit to the target distribution depends critically on both the quantum hardware and classical optimization strategy. Our study represents the first successful training of a high-dimensional universal quantum circuit and highlights the promise and challenges associated with hybrid learning schemes.

## INTRODUCTION

Hybrid quantum algorithms (1) use both classical and quantum resources to solve potentially difficult problems. This approach is particularly promising for current quantum computers of limited size and power (2). Several variants of hybrid quantum algorithms have recently been demonstrated, such as the Variational Quantum Eigensolver for quantum chemistry and related applications (3–7) and the Quantum Approximate Optimization Algorithm for graph or other optimization problems (8–9). Hybrid quantum algorithms can also be used for generative models, which aim to learn representations of data to make subsequent tasks easier. Applications of generative modeling include computer vision (10), speech synthesis (11), the inference of missing text (12), denoising of images (13), and chemical design (14). Here, we apply a hybrid quantum learning scheme on a trapped ion quantum computer (15) to accomplish a generative modeling task.

Data-driven quantum circuit learning (DDQCL) is a hybrid framework for generative modeling of classical data where the model consists of a parameterized quantum circuit (16). The model is trained by sampling the output of a quantum computer and updating the circuit parameters using a classical optimizer. After convergence, the optimal circuit produces a quantum state that captures the correlations in the training datasets. Hence, the trained circuit serves as a generative model for the training data. Theoretical results suggest that such generative models have more expressive power than widely used classical neural networks (17,18). This is because instantaneous quantum polynomial circuits—special cases of the parameterized quantum circuits used for generative modeling—cannot be efficiently simulated by classical means.

The Bars-and-Stripes (BAS) dataset is a canonical body of synthetic data for generative modeling (19). It can be easily visualized in terms of images containing horizontal bars or vertical stripes, where each pixel

represents a qubit. Here, we use the uniformly distributed two by two BAS shown in Fig. 1 in a proof-of-principle generative modeling task on a trapped-ion quantum computer. This is the first successful demonstration of generative quantum circuits trained on multiqubit quantum hardware. We note that there has been a single-qubit experiment in this context (20). We compare the performance of different classical optimization algorithms and conclude that Bayesian optimization (BO) shows substantial advantages over Particle Swarm Optimization (PSO) for this task.

The experiment is performed on four qubits within a seven-qubit fully programmable trapped ion quantum computer (21) (see Materials and Methods). With individual addressing and readout of all qubits, the system can perform sequences of gates from a universal gate set, composed of Ising gates and arbitrary rotations (15). To run the large number of variational circuit instances necessary for the data-driven learning, we calibrate single- and two-qubit gates and execute lists of circuits in an automated fashion.

The training pipeline is illustrated in Fig. 1. The quantum circuits are structured as layers of parameterized gates. We use two types of layers, involving single-qubit rotations and two-qubit entangling gates. A single-qubit layer sandwiches an X-rotation between two Z-rotations on each qubit  $i$ , or  $R_z^{(i)}(\alpha_i)R_x^{(i)}(\beta_i)R_z^{(i)}(\gamma_i)$ , involving 12 rotation parameters for the four qubits (see Fig. 2). An entangling layer applies Ising or XX gates between all pairs of qubits according to any imposed connectivity graph. This is expressed as a sequence of  $XX^{i,j}(\chi_{i,j})$  operations as shown in Fig. 2, with up to six entangling parameters (15) for four qubits. Because of the universality of this gate set, a sufficiently long sequence of layers of these two types can produce arbitrary unitaries.

At the start of DDQCL, all the rotation and entangling parameters are initialized with random values. Next, the circuit is repeatedly executed on the trapped ion quantum computer to reconstruct the state distribution. A classical computer then compares the measured distribution with the target distribution and quantifies the difference using a cost function (see Materials and Methods for details). A classical optimization algorithm then varies the parameters. We iterate the entire process until convergence.

We impose two distinct connectivity graphs in a four-qubit circuit: all to all and star, as shown in Fig. 2. With star connectivity, entanglement between certain qubit pairs cannot occur within a single gate layer, which means that more layers are necessary for certain target

Copyright © 2019  
The Authors, some  
rights reserved;  
exclusive licensee  
American Association  
for the Advancement  
of Science. No claim to  
original U.S. Government  
Works. Distributed  
under a Creative  
Commons Attribution  
NonCommercial  
License 4.0 (CC BY-NC).

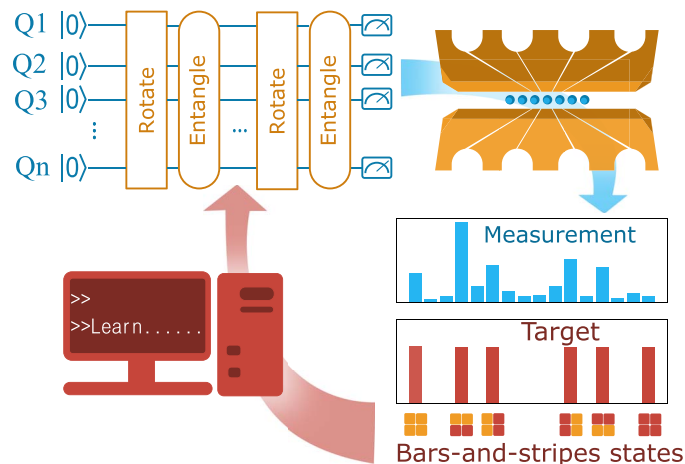
<sup>1</sup>Joint Quantum Institute, Department of Physics, and Joint Center for Quantum Information and Computer Science, University of Maryland, College Park, MD 20742, USA. <sup>2</sup>Department of Computer Science, University College London, WC1E 6BT London, UK. <sup>3</sup>Cambridge Quantum Computing Limited, CB2 1UB Cambridge, UK. <sup>4</sup>Zapata Computing Inc., 439 University Avenue, Office 535, Toronto, ON, M5G 1Y8, Canada. <sup>5</sup>Mind Foundry Limited, OX2 7DD Oxford, UK. <sup>6</sup>Department of Mathematics, Central Connecticut State University, New Britain, CT 06050, USA. <sup>7</sup>IonQ Inc., College Park, MD 20740, USA.

\*Corresponding author. Email: daiwei@terpmail.umd.edu

†Present address: Instituto Nacional de Astrofísica, Óptica y Electrónica, Sta. Ma. Tonantzintla, Puebla 72840, Mexico.

distributions. Comparing the training process between circuits of different connectivity provides insight into the performance of DDQCL algorithms on platforms with more limited interaction graphs.

For each connectivity graph, we add layers until the goal of reproducing the BAS data with the trained model is achieved. The match between training data and model is limited by noise, experimental throughput rate (how fast the system can process circuits), and sampling errors. The cost function used in optimization scores the result, but a successful training process must be able to generate data



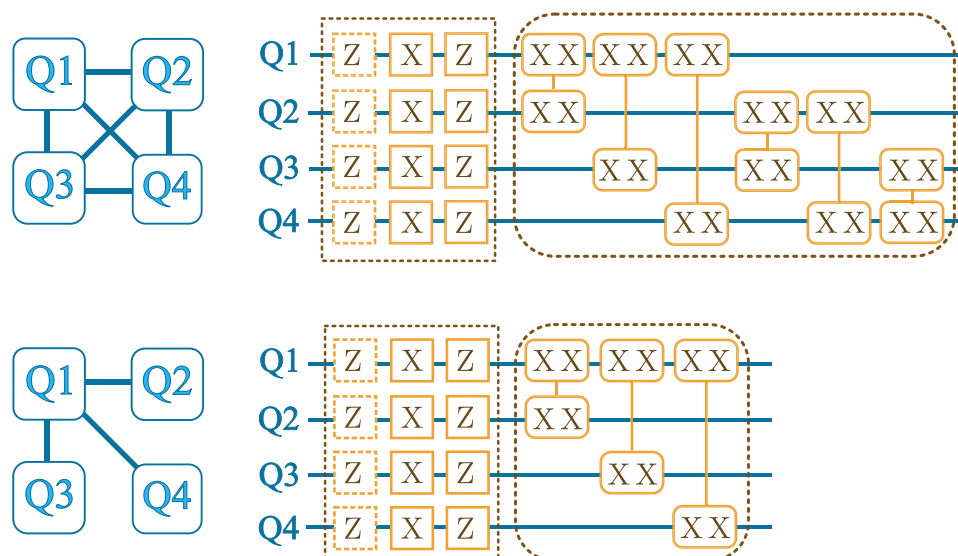
**Fig. 1. DDQCL is a hybrid quantum algorithm scheme that can be used for generative modeling, illustrated here by the example of two by two BAS data.** From top left, clockwise: A parametrized circuit is initialized at random. Then, at each iteration, the circuit is executed on a trapped ion quantum computer. The probability distribution of measurement is compared on a classical computer against the BAS target dataset. Next, the quantified difference is used to optimize the parametrized circuit. This learning process is iterated until convergence.

that can be qualitatively recognized as a BAS pattern to ensure that the system provides usable results in the spirit of generative modeling in machine learning (22).

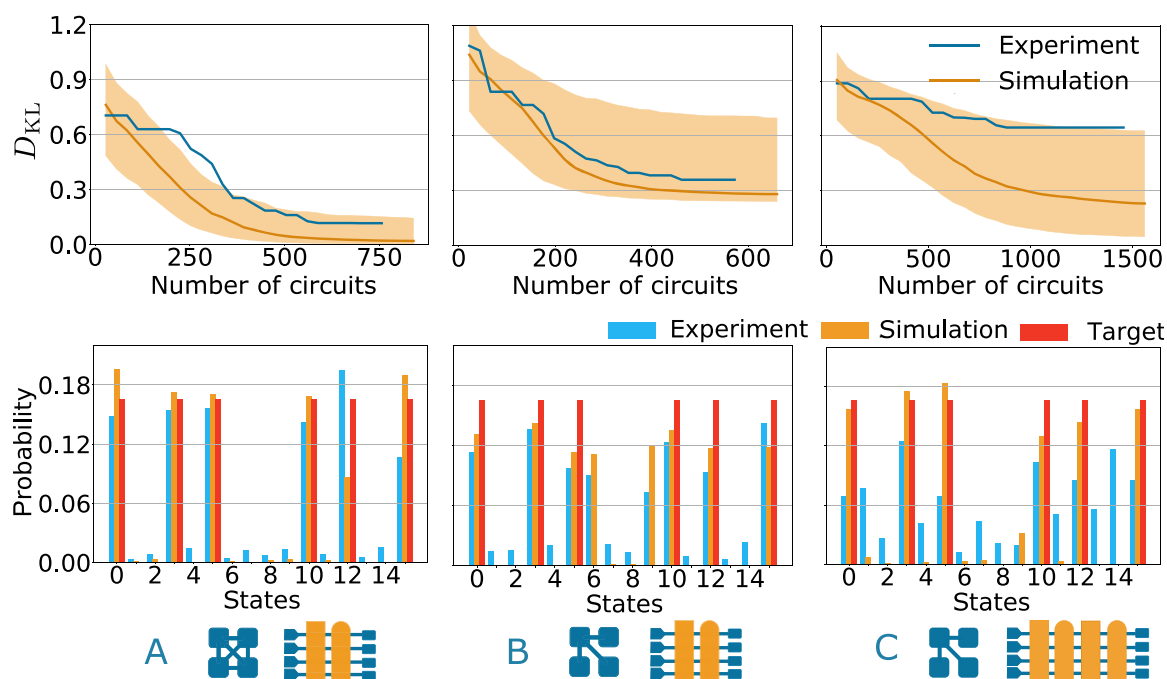
We now describe the classical optimization strategies for the training algorithm. Although gradient-based approaches were recently proposed for DDQCL (23), we use gradient-free optimization schemes that appear less sensitive to noise and experimental throughput. We explore two such schemes: PSO (24) and BO (25). PSO is a stochastic optimization scheme commonly used in machine learning that works by creating many “particles” randomly distributed across parameter space that explore the landscape collaboratively. We limit the number of particles to twice the number of parameters. BO is a global optimization paradigm that can handle the expensive sampling of many-parameter functions. It works by maintaining a surrogate model of the underlying cost function and, at each iteration, updates the model to guide the search for the global minimum. Essentially, the problem of optimizing the real cost is replaced with that of optimizing the surrogate model, which is designed to be a much easier optimization problem. We use OPTaaS, a BO software package developed by Mind Foundry and adapted for this work.

## RESULTS

Results from PSO optimization are shown in Fig. 3. We first simulate the training procedure using a classical simulator in place of the quantum processor (orange plots in Fig. 3). Since the PSO method is sensitive to the initial “seed” values of the particles, we simulate the convergence for many different random seeds (see Fig. 3). We choose a seed that converges quickly and reliably under simulated sampling error to start the training procedure on the trapped ion quantum computer illustrated in Fig. 1. We iterate the training until it converges (blue plots in Fig. 3). In practice, which seeds are successful is unknown, and different seeds need to be tried experimentally until a good model is



**Fig. 2. Connectivity graphs and corresponding training circuits.** Top: Fully connected training circuit layer, with layers of rotations (square boxes) and entanglement gates (rounded boxes) between any pair of the four qubits. Bottom: Star-connected training circuit layer, with restricted entangling gates. In either case, each rotation (denoted by X or Z) and each entanglement gate (denoted by XX) include a distinct control parameter, for a total of 18 parameters for the fully connected circuit layer and 15 parameters for the star-connected circuit layer. We remove the first Z rotation (dashed square boxes) acting on the initial state  $|0\rangle$ , resulting in 14 and 11 parameters. The connectivity figures on the left define the mapping between the four qubits and the pixels of the BAS images (see Fig. 1).



**Fig. 3. Quantum circuit training results with PSO, with simulations (orange) and trapped ion quantum computer results (blue).** Column (A) corresponds to a circuit with one layer of single qubit rotations (square boxes) and one layer of entanglement gates (rounded boxes) of all-to-all connectivity. The circuit converges well to produce the BAS distribution. Columns (B) and (C) correspond to a circuit with two and four layers and star connectivity, respectively. In (B), the simulation shows imperfect convergence with two extra state components (6 and 9), due to the limited connectivity, and the experimental results follow the simulation. In (C), the simulation shows convergence to the BAS distribution, but the experiment fails to converge despite performing 1400 quantum circuits. The optimization is sensitive to the choice of initialization seeds. To illustrate the convergence behavior, the shaded regions span the 5th to 95th percentile range of random seeds [500 for (A) and (B), 1000 for (C)], and the orange curve shows the median. The two-layer circuits have 14 and 11 parameters for (A) all-to-all and (B) star connectivity, respectively while the (C) star-connectivity circuit with four layers has 26 parameters. The number of PSO particles used is twice the number of parameters, and each training sample is repeated 5000 times. Including circuit compilation, controller-upload time, and classical PSO optimization, each circuit instance takes about 1 min to be processed, in addition to periodic interruptions for the recalibration of gates.

obtained. This incurs an additional cost in the form of multiple independent DDQCL training rounds.

For all-to-all connectivity, we find that a circuit with one rotation gate layer and one entangling gate layer is able to produce the desired BAS distribution (Fig. 3A). This is not the case for the star-connected circuit, with the closest state having two additional components in the superposition (states 6 and 9 in Fig. 3B). With two additional layers, the star-connected circuit is able to model the BAS distribution (orange plots of Fig. 3C). In the experiment, however (blue plots in Fig. 3C), the PSO is unable to converge to an acceptable solution even using the best prescreened seed value and sufficient sample statistics. We conclude that PSO fails because the throughput rate is too low for effectively training the circuit in the face of gate imperfections.

For these reasons, we instead use a BO scheme for the circuit training procedure. We find that all circuits experimentally converge in agreement with the simulations, as shown in Fig. 4. Moreover, even the star-connected circuit with four layers now produces a recognizable BAS distribution (Fig. 4C). In contrast to PSO, BO markedly reduces the number of samples needed for training and does not require any preselection of random seeds or other prior knowledge of the cost-function landscape.

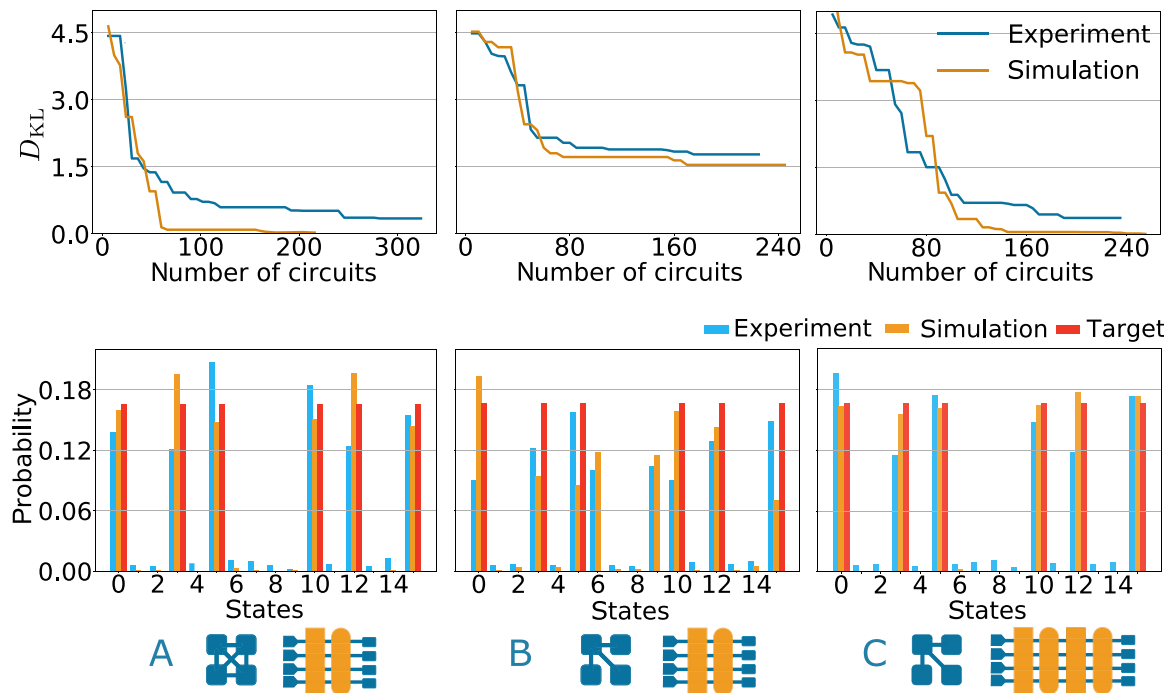
BO updates the surrogate model using the experimental result of every iteration. Therefore, the classical part of each BO iteration con-

sumes more time than with PSO, where the time cost on the classical optimizer is negligible. However, the BO procedure converges faster to the desired BAS distribution. More generally, these examples highlight the need to balance quantum and classical resources to produce acceptable performance and run time in a hybrid quantum algorithm.

As a measure of the performance of the various training procedures, we compute the Kullback-Leibler (KL) divergence ( $D_{KL}$ ) (26) and the qBAS score [an alternative performance measure suggested in (16)] of the experimental results at the end of each DDQCL training run, as shown in Table 1. We also compute the entanglement entropy ( $S$ ) averaged over all two plus two qubit partitions assuming a pure state (27), estimated via simulation of the quantum state from the trained circuits. The entanglement entropy quantifies the level of entanglement of a state, and thus indicates how difficult it is to produce such state. This metric shows that the successfully trained circuits generate states that are consistent with a high level of entanglement. As a reference, the entanglement entropy of a GHZ state over any partition is  $S = 1$ .

## DISCUSSION

This demonstration of generative modeling using reconfigurable quantum circuits of up to 26 parameters is one of the most powerful hybrid quantum applications to date. With ongoing engineering improvements



**Fig. 4. Quantum circuit training results with BO, with simulations (orange) and trapped ion quantum computer results (blue).** Column (A) corresponds to a circuit with two layers of gates and all-to-all connectivity. Columns (B) and (C) correspond to a circuit with two and four layers and star connectivity, respectively. Convergence is much faster than with PSO (Fig. 3). Unlike the PSO results, the four-layer star-connected circuit in (C) is trained successfully, and no prior knowledge enters BO process. As before, the two-layer circuits have 14 and 11 parameters for (A) all-to-all and (B) star connectivity, respectively while the (C) star-connectivity circuit with four layers has 26 parameters. We used a batch of five circuits per iteration, and each training sample was repeated 5000 times. Including circuit compilation, controller-upload time, and BO classical optimization, each circuit instance takes 2 to 5 min, depending on the amount of accumulated data.

**Table 1.**  $D_{KL}$  (see Materials and Methods), qBAS score, and entanglement entropy ( $S$ ) for the state obtained at the end of each of the DDQCL training on hardware for various circuits and classical optimizers used.

circuits	optimizer	$D_{KL}$	qBAS score	$S$
	PSO	0.116	0.91	1.628
	BO	0.094	0.91	1.659
	PSO	0.357	0.74	0.9950
	BO	0.328	0.77	0.9999
	PSO	0.646	0.59	0.8867
	BO	0.100	0.91	1.709

(28), we expect the system to grow in both qubit number and gate quality. This approach can be scaled up to handle larger datasets with increased qubit number by adapting the cost function for sparser sampling (16). Moreover, this procedure can be adapted for other types of hybrid quantum algorithms.

Classical optimization techniques for hybrid quantum algorithms on intermediate-scale quantum computers do not always succeed (29). Recent work suggests that typical cost functions for medium to large scale variational quantum circuits landscape resemble “barren plateaus” (30), making optimization hard. As quantum computers scale up for

larger problems, the cost of classical optimization such as BO must be weighed against the quantum algorithmic advantage.

**MATERIALS AND METHODS**  
**Trapped ion quantum computer**

The trapped ion quantum computer used for this study consists of a chain of seven single  $^{171}\text{Yb}^+$  ions confined in a Paul trap and laser-cooled close to their motional ground state. Each ion provides one physical qubit in the form of a pair of states in the hyperfine-split  $^2S_{1/2}$  ground

level with an energy difference of 12.642821 GHz, which is insensitive to magnetic fields to first order. The qubits are collectively initialized into  $|0\rangle$  through optical pumping, and state readout is accomplished by state-dependent fluorescence detection (31). Qubit operations are realized via pairs of Raman beams, derived from a single 355-nm mode-locked laser (15). These optical controllers consist of an array of individual addressing beams and a counter-propagating global beam that illuminates the entire chain. Single qubit gates are realized by driving resonant Rabi rotations of defined phase, amplitude, and duration. Single-qubit rotations about the  $z$  axis are performed by classically advancing/regarding the phase of the optical beatnote applied to the particular qubit. Two-qubit gates are achieved by illuminating two selected ions with beat-note frequencies near motional sidebands and creating an effective Ising spin-spin interaction via transient entanglement between the two qubits and the motion in the trap (32–34). Since our particular scheme involves multiple modes of motion, we use an amplitude modulation scheme to disentangle the qubit state from the motional state at the end of the interaction (35). Typical single-qubit gate fidelities are 99.5(2)%. Typical two-qubit gate fidelities are 98 to 99%, with fidelity mainly limited by residual entanglement of the qubit states to the motional state of the ions, coherent cross-talk, and driving intensity noise from classical imperfections in our optical controllers.

In our experiment, the effect of the gate errors is seen as an offset in the cost function after convergence. An improvement in gate fidelity will reduce this offset. However, the convergence behavior of an ideal system (as shown in the simulations in Figs. 3 and 4) is not significantly faster than the actual experimental system. This is because it is limited by the classical optimization routine.

The trapped ion quantum architecture is scalable to a much larger number of qubits, as atomic clock qubits are perfectly replicable and do not suffer idle errors (T1 and T2 times are essentially infinite). All of the errors in scaling arise from the classical controllers, such as applied noise on the trap electrodes and laser beam intensity fluctuations. Fundamental errors (such as spontaneous scattering from the control laser beams) are not expected to play a role until our gates approach 99.99% fidelity. However, as the qubit number grows beyond about 20 to 30, we expected to sacrifice full connectivity, as gates will only be performed with high fidelity between any qubit and its 15 to 20 nearest neighbors.

Another limitation is the sampling rate on the quantum computer. This is limited by technical issues on the current experiment and can be improved, e.g., by increasing the upload speed of the experimental control system.

### Classical optimizers: PSO and BO

We explored two different classical optimizers in this study: PSO and BO.

PSO is a gradient-free optimization method inspired by the social behavior of some animals. Each particle represents a candidate solution and moves within the solution space according to its current performance and the performance of the swarm. Three hyperparameters control the dynamics of the swarm: a cognition coefficient  $c_1$ , a social coefficient  $c_2$ , and an inertia coefficient  $w$  (24).

Concretely, each particle consists of a position vector  $\theta_i$  and a velocity vector  $v_i$ . At iteration  $t$  of the algorithm, the velocity of particle  $i$  for the coordinate  $d$  is updated as

$$v_{i,d}^{(t+1)} = wv_{i,d}^{(t)} + c_1r_{1,d}^{(t)}(p_{i,d}^{(t)} - \theta_{i,d}^{(t)}) + c_2r_{2,d}^{(t)}(g_d^{(t)} - \theta_{i,d}^{(t)}) \quad (1)$$

where  $r_{1,d}^{(t)}$  and  $r_{2,d}^{(t)}$  are random numbers sampled from the uniform distribution in  $[0,1]$  for every dimension and every iteration,  $p_i^{(t)}$  is the particle's best position, and  $g^{(t)}$  is the swarm's best position. The position is then updated as

$$\theta_i^{(t+1)} = \theta_i^{(t)} + v_i^{(t)} \quad (2)$$

In our problem, each particle corresponds to a point in parameter space of the quantum circuit. For example, in the fully connected circuit with two layers, each particle consists of an instance of the 14 parameters. Recall, however, that parameters are angles and therefore periodic; we customized the PSO updates above to use this information. In Eq. 1,  $p_{i,d}^{(t)}$  and  $\theta_{i,d}^{(t)}$  can be thought of as two points on a circle. Instead of using the standard displacement  $p_{i,d}^{(t)} - \theta_{i,d}^{(t)}$ , we used the angular displacement, that is, the signed length of the minor arc on the unit circle. We used the same definition of displacement for the swarm's best position  $g_{i,d}^{(t)}$ . Last, in Eq. 2, we made sure to express angles always using their principal values.

In our experiments, we set the number of particles to twice the number of parameters of the circuit. Position and velocity vectors of each particle were initialized from the uniform distribution. For the coefficients, we used  $c_1 = c_2 = 1$  and  $w = 0.5$ .

BO is a powerful global optimization paradigm. It is best suited to finding optima of multimodal objective functions that are expensive to evaluate. There are two main features that characterize the BO process: the surrogate model and an acquisition function.

The surrogate model is nonparametric model of the objective function. At each iteration, the surrogate model is updated using the sampled points in parameter space. The package used in this study is OPTaaS by Mind Foundry. It implements the surrogate model as regression using Gaussian process (36). A kernel (or correlation function) characterizes the Gaussian process, we used a Matern 5/2 as it provides the most flexibility.

The acquisition function is computed from the surrogate model. It is used to select points for evaluation during the optimization. It trades off exploration against exploitation. The acquisition function of a point has a high value if the cost function is expected to give a notable improvement over historically sampled points or if the uncertainty of the point is high, according to the surrogate model. A simple and well-known acquisition function, Expected Improvement (37), is used here.

In our case, OPTaaS also leverages the cyclic symmetry of the angles by embedding the parameter space into a metric space with the appropriate topology, effectively allowing the Gaussian process surrogate model to be placed over a hypertorus rather than a hypercube. This greatly alleviates the so-called curse of dimensionality (38) and allows for much more efficient use of samples of the objective function.

It is the key in BO to adequately optimize the acquisition function during each iteration. OPTaaS puts considerable computational resources toward this nonconvex optimization problem.

There are two major reasons why the BO outperforms PSO in our specific case. First, PSO spends significant amount of computation resource exploring trajectories far from optimal, while BO mitigates it by the use of acquisition function. Second, the maintenance of the surrogate model enables us to make much better use of the information from the historical exploration of the parameter space.

### Cost functions

We used a cost function to quantify the difference between the target BAS distribution and the experimental measurements of the circuit.



The cost functions used to implement the training are variants of the original  $D_{KL}$  (26)

$$D_{KL}(p, q) = -\sum_i p(i) \log \frac{q(i)}{p(i)} \quad (3)$$

Here,  $p$  and  $q$  are two distributions.  $D_{KL}(p, q)$  is an information theoretic measure of how two probability distribution differ. If base 2 for the logarithm is used, then it quantifies the expected number of extra bits required to store samples from  $p$  when an optimal code designed for  $q$  is used instead. It can be shown that  $D_{KL}(p, q)$  is non-negative and is zero if and only if  $p = q$ . However, it is asymmetric in the arguments and does not satisfy the triangle inequality. Therefore,  $D_{KL}(p, q)$  is not a metric.

The  $D_{KL}$  is a very general measure, but it is not always well defined, e.g., if an element of the domain is supported by  $p$  and not by  $q$ , then the measure will diverge. This problem may occur quite often if  $D_{KL}(p, q)$  is estimated from samples and if the dimensionality of the domain is large. For PSO, we used the clipped negative log-likelihood cost function (16),

$$C_{nll} = -\sum_i p(i) \log \{ \max [\epsilon, q(i)] \} \quad (4)$$

Here, we set  $p$  as the target distribution. Thus, Eq. 4 is equivalent to Eq. 3 up to a constant offset, so the optimization of these two functions is equivalent.  $\epsilon$  is a small number (0.0001 here) used to avoid a numerical singularity when  $q(i)$  is measured to be zero. For BO, we used the clipped symmetrized  $D_{KL}$  as the cost function

$$\tilde{D}_{KL}(p, q) = D_{KL}[\max(\epsilon, p), \max(\epsilon, q)] + D_{KL}[\max(\epsilon, q), \max(\epsilon, p)] \quad (5)$$

This is found to be the most reliable variant of  $D_{KL}$  for BO.

## REFERENCES AND NOTES

- J. R. McClean, J. Romero, R. Babbush, A. Aspuru-Guzik, The theory of variational hybrid quantum-classical algorithms. *New J. Phys.* **18**, 023023 (2016).
- J. Preskill, Quantum computing in the NISQ era and beyond. *Quantum* **2**, 79 (2018).
- A. Kandala, A. Mezzacapo, K. Temme, M. Takita, M. Brink, J. M. Chow, J. M. Gambetta, Hardware-efficient variational quantum eigensolver for small molecules and quantum magnets. *Nature* **549**, 242–246 (2017).
- A. Peruzzo, J. McClean, P. Shadbolt, M.-H. Yung, X.-Q. Zhou, P. J. Love, A. Aspuru-Guzik, J. L. O'Brien, A variational eigenvalue solver on a photonic quantum processor. *Nat. Commun.* **5**, 4213 (2014).
- C. Hempel, C. Maier, J. Romero, J. McClean, T. Monz, H. Shen, P. Jurcevic, B. P. Lanyon, P. Love, R. Babbush, A. Aspuru-Guzik, R. Blatt, C. F. Roos, Quantum chemistry calculations on a trapped-ion quantum simulator. *Phys. Rev. X* **8**, 031022 (2018).
- P. J. J. O'Malley, R. Babbush, I. Kivlichan, J. Romero, J. McClean, R. Barends, J. Kelly, P. Roushan, A. Tranter, N. Ding, B. Campbell, Y. Chen, Z. Chen, B. Chiaro, A. Dunsworth, A. G. Fowler, E. Jeffrey, E. Lucero, A. Megrant, J. Y. Mutus, M. Neeley, C. Neill, C. Quintana, D. Sank, A. Vainsencher, J. Wenner, T. C. White, P. V. Coveney, P. J. Love, H. Neven, A. Aspuru-Guzik, J. M. Martinis, Scalable quantum simulation of molecular energies. *Phys. Rev. X* **6**, 031007 (2016).
- C. Kokail, C. Maier, R. van Bijnen, T. Brydges, M. Joshi, P. Jurcevic, C. Muschik, P. Silvi, R. Blatt, C. Roos, P. Zoller, Self-verifying variational quantum simulation of lattice models. *Nature* **569**, 355–360 (2019).
- E. Farhi, J. Goldstone, S. Gutmann, A quantum approximate optimization algorithm. *MIT-CTP/4610* (2014).
- J. Otterbach, R. Manenti, N. Alidoust, A. Bestwick, M. Block, B. Bloom, S. Caldwell, N. Didier, E. S. Fried, S. Hong, P. Karalekas, C. B. Osborn, A. Papageorge, E. C. Peterson, G. Prawiroatmodjo, N. Rubin, C. A. Ryan, D. Scarabelli, M. Scheer, E. A. Sete, P. Sivarajah, R. S. Smith, A. Staley, N. Tezak, W. J. Zeng, A. Hudson, B. R. Johnson, M. Reagor, M. P. da Silva, C. Rigetti, Unsupervised machine learning on a hybrid quantum computer. arXiv:1712.05771 (2017).
- J.-Y. Zhu, T. Park, P. Isola, A. A. Efros, Unpaired image-to-image translation using cycle-consistent adversarial networks, *Proceedings of the IEEE international conference on computer vision* (2017), pp. 2223–2232.
- A. Van Den Oord, S. Dieleman, H. Zen, K. Simonyan, O. Vinyals, A. Graves, N. Kalchbrenner, A. Senior, K. Kavukcuoglu, Wavenet: A generative model for raw audio. CoRR abs/1609.03499 (2016).
- S. R. Bowman, L. Vilnis, O. Vinyals, A. M. Dai, R. Jozefowicz, S. Bengio, Generating sentences from a continuous space, in *SIGLL Conference on Computational Natural Language Learning (CONLL)*, (Berlin, 2016), pp. 10–21.
- Y. Bengio, L. Yao, G. Alain, P. Vincent, Generalized denoising autoencoders as generative models, *Advances in Neural Information Processing Systems* **26**, C. J. C. Burges, L. Bottou, M. Welling, Z. Ghahramani, K. Q. Weinberger, Eds. (Curran Associates, 2013), pp. 899–907.
- R. Gómez-Bombarelli, J. N. Wei, D. Duvenaud, J. M. Hernández-Lobato, B. Sánchez-Lengeling, D. Sheberla, J. Aguilera-Iparraguirre, T. D. Hirzel, R. P. Adams, A. Aspuru-Guzik, Automatic chemical design using a data-driven continuous representation of molecules. *ACS Cent. Sci.* **4**, 268–276 (2018).
- S. Debnath, N. M. Linke, C. Figgatt, K. A. Landsman, K. Wright, C. Monroe, Demonstration of a small programmable quantum computer with atomic qubits. *Nature* **536**, 63–66 (2016).
- M. Benedetti, D. García-Pintos, O. Perdomo, V. Leyton-Ortega, Y. Nam, A. Perdomo-Ortiz, A generative modeling approach for benchmarking and training shallow quantum circuits. *npj Quantum Inf.* **5**, 45 (2019).
- Y. Du, M.-H. Hsieh, T. Liu, D. Tao, The expressive power of parameterized quantum circuits. arXiv:1810.11922 (2018).
- X. Gao, Z.-Y. Zhang, L.-M. Duan, A quantum machine learning algorithm based on generative models. *Sci. Adv.* **4**, eaat9004 (2018).
- D. J. MacKay, D. J. Mac Kay, *Information theory, inference and learning algorithms* (Cambridge Univ. Press, 2003).
- L. Hu, S.-H. Wu, W. Cai, Y. Ma, X. Mu, Y. Xu, H. Wang, Y. Song, D.-L. Deng, C.-L. Zou, L. Sun, Quantum generative adversarial learning in a superconducting quantum circuit. *Sci. Adv.* **5**, eaav2761 (2019).
- K. A. Landsman, C. Figgatt, T. Schuster, N. M. Linke, B. Yoshida, N. Y. Yao, C. Monroe, Verified quantum information scrambling. *Nature* **567**, 61–65 (2019).
- L. Theis, A. v. d. Oord, M. Bethge, A note on the evaluation of generative models. arXiv:1511.01844 (2015).
- J.-G. Liu, L. Wang, Differentiable learning of quantum circuit born machines. *Phys. Rev. A* **98**, 062324 (2018).
- J. Kennedy, R. Eberhart, Particle swarm optimization, *Proceedings of ICNN'95 IEEE International Conference on Neural Networks, Perth, Australia*, 27 November to 1 December 1995.
- P. I. Frazier, A tutorial on bayesian optimization. arXiv:1807.02811 (2018).
- S. Kullback, R. A. Leibler, On information and sufficiency. *Ann. Math. Stat.* **22**, 79–86 (1951).
- A. Higuchi, A. Sudbery, How entangled can two couples get? *Phys. Lett. A* **273**, 213–217 (2000).
- K. Wright, K. Beck, S. Debnath, J. Amini, Y. Nam, N. Grzesiak, J.-S. Chen, N. Pisenti, M. Chmielewski, C. Collins, K. M. Hudek, J. Mizrahi, J. D. Wong-Campos, S. Allen, J. Apisdorf, P. Solomon, M. Williams, A. M. Ducore, A. Blinov, S. M. Kreikemeier, V. Chaplin, M. Keesan, C. Monroe, J. Kim, Benchmarking an 11-qubit quantum computer. arXiv:1903.08181 (2019).
- K. E. Hamilton, E. F. Dumitrescu, R. C. Pooser, Generative model benchmarks for superconducting qubits. arXiv:1811.09905 (2018).
- J. R. McClean, S. Boixo, V. N. Smelyanskiy, R. Babbush, H. Neven, Barren plateaus in quantum neural network training landscapes. *Nat. Commun.* **9**, 4812 (2018).
- S. Olmschenk, K. C. Younge, D. L. Moehring, D. N. Matsukevich, P. Maunz, C. Monroe, Manipulation and detection of a trapped yb hyperfine qubit. *Phys. Rev. A* **76**, 052314 (2007).
- K. Mølmer, A. Sørensen, Multiparticle entanglement of hot trapped ions. *Phys. Rev. Lett.* **82**, 1835–1838 (1999).
- E. Solano, R. L. de Matos Filho, N. Zagury, Deterministic bell states and measurement of the motional state of two trapped ions. *Phys. Rev. A* **59**, R2539–R2543 (1999).
- G. Milburn, S. Schneider, D. James, Ion trap quantum computing with warm ions. *Fortschr. Der Physik* **48**, 801–810 (2000).
- T. Choi, S. Debnath, T. A. Manning, C. Figgatt, Z.-X. Gong, L.-M. Duan, C. Monroe, Optimal quantum control of multimode couplings between trapped ion qubits for scalable entanglement. *Phys. Rev. Lett.* **112**, 190502 (2014).
- C. E. Rasmussen, *Summer School on Machine Learning* (Springer, 2003), pp. 63–71.

37. E. Brochu, V. M. Cora, N. De Freitas, A tutorial on bayesian optimization of expensive cost functions, with application to active user modeling and hierarchical reinforcement learning. *arXiv:1012.2599* (2010).
38. R. E. Bellman, *Adaptive Control Processes: A Guided Tour* (Princeton Univ. Press, 2015), vol. 2045.

**Acknowledgments:** We thank C. Figgatt for helpful discussion. **Funding:** This work was supported by the Army Research Office (ARO) with funds from the Intelligence Advanced Research Projects Activity (IARPA) LogiQ program (grant number W911NF16-1-0082), the ARO MURI program on Modular Quantum Circuits (grant number W911NF1610349), the AFOSR MURI program on Optimal Quantum Measurements (grant number 5710003628), the NSF STAQ Practical Fully-Connected Quantum Computer Project, and the NSF Physics Frontier Center at JQI (grant number PHY0822671). L.E. is additionally funded by NSF award DMR-1747426. C.H.A. acknowledges financial support from CONACYT (doctoral grant no. 455378). **Author contributions:** D.Z., N.M.L., M.B., K.A.L., A.P.-O., and C.M. designed the

research. D.Z., N.M.L., M.B., K.A.L., N.H.N., C.H.A., A.P.-O., L.E., and O.P. collected and analyzed the data. D.Z., M.B., A.P.-O., N.K., A.G., and C.B. contributed to the software used in this study. All authors contributed to this manuscript. **Competing interests:** C.M. is a founding scientist of IonQ Inc. All other authors declare that they have no competing interests. **Data availability:** All data needed to evaluate the conclusions in the paper are present in the paper. Additional data related to this paper may be requested from the corresponding author.

Submitted 12 February 2019

Accepted 26 September 2019

Published 18 October 2019

10.1126/sciadv.aaw9918

**Citation:** D. Zhu, N. M. Linke, M. Benedetti, K. A. Landsman, N. H. Nguyen, C. H. Alderete, A. Perdomo-Ortiz, N. Korda, A. Garfoot, C. Brecque, L. Egan, O. Perdomo, C. Monroe, Training of quantum circuits on a hybrid quantum computer. *Sci. Adv.* **5**, eaaw9918 (2019).

## Training of quantum circuits on a hybrid quantum computer

D. Zhu, N. M. Linke, M. Benedetti, K. A. Landsman, N. H. Nguyen, C. H. Alderete, A. Perdomo-Ortiz, N. Korda, A. Garfoot, C. Brecque, L. Egan, O. Perdomo, and C. Monroe

*Sci. Adv.* **5** (10), eaaw9918. DOI: 10.1126/sciadv.aaw9918

### View the article online

<https://www.science.org/doi/10.1126/sciadv.aaw9918>

### Permissions

<https://www.science.org/help/reprints-and-permissions>

Use of this article is subject to the [Terms of service](#)

---

*Science Advances* (ISSN 2375-2548) is published by the American Association for the Advancement of Science. 1200 New York Avenue NW, Washington, DC 20005. The title *Science Advances* is a registered trademark of AAAS.

Copyright © 2019 The Authors, some rights reserved; exclusive licensee American Association for the Advancement of Science. No claim to original U.S. Government Works. Distributed under a Creative Commons Attribution NonCommercial License 4.0 (CC BY-NC).