


The Compact Muon Solenoid Experiment

CMS Note

Mailing address: CMS CERN, CH-1211 GENEVA 23, Switzerland



30 March 1999

The $H_{SUSY} \rightarrow \tau\tau \rightarrow h^\pm + h^\mp + X$ channel, its advantages and potential instrumental drawbacks

R. Kinnunen

Helsinki Institute of Physics, Helsinki, Finland

D. Denegri

DAPNIA/SPP, CEN Saclay, France

Abstract

We present a first study of the channel $H, A \rightarrow \tau\tau \rightarrow h^\pm + h^\mp + X$ in CMS at high m_A values where no triggering difficulties are expected with QCD jets. At present the τ selection is based solely on the presence of a hard isolated track in the " τ " jet, but further refinements based on calorimeter collimation or impact parameter selections are obviously possible. The main irreducible background in these conditions is due to QCD jets with hard fragmentations. A large reduction of this background and improvement in the expected signal to background ratio is provided by E_t^{miss} cuts. The expected high-mass reach in the $m_A, \tan\beta$ parameter space for $3 \times 10^4 pb^{-1}$ is shown. This $H \rightarrow \tau\tau$ channel provides the highest mass reach and the best mass resolution when compared to $\tau\tau \rightarrow l^\pm + h^\mp + X$ and $\tau\tau \rightarrow e^\pm + \mu^\mp + X$ final states. To the extent that with further calorimetric and impact parameter based selection criteria the QCD background can be kept under control, i.e. below the irreducible $Z, \gamma^* \rightarrow \tau\tau$ background, we should strive to have a first level trigger allowing to explore the mass range down to $\sim 150 - 200$ GeV.

1 Introduction

We present here the first investigation of the purely hadronic τ decay modes in our systematic investigation of $h, H, A(H_{SUSY}) \rightarrow \tau\tau$ channels. The one lepton plus one charged hadron [1],[2] and the one electron plus one muon [3] final states have been shown to cover a significant region of the $m_A, \tan\beta$ parameter space at high $\tan\beta$ values ($\tan\beta > 10$ and $m_A > 150$ GeV). These channels have been studied in both the inclusive H_{SUSY} production mode, and in $b\bar{b}H_{SUSY}$ in association with b-jets. For Higgs masses from 200 to 800 GeV the fraction of events produced in association with b-jets varies from 75% to 80% for $\tan\beta = 10$ and from 75% to 96% for $\tan\beta = 45$. The associated production channels provide much better signal to background ratios, but statistics is much reduced (factor ~ 20) and are very sensitive to the tracker performance through the b-tagging procedure, the associated b-jets tending to be rather soft and uniformly distributed between barrel and endcap pixels [4]. Studies of these channels are continuing, implementing detailed pattern recognition and track finding in the CMS tracker [5].

For these $A, H \rightarrow \tau\tau \rightarrow h^+ + h^-$ final states with two isolated hard hadrons (plus π^0 's) we start with high masses $m_A > 300$ GeV, as for the low mass range (~ 150 GeV) these purely hadronic final states competing with QCD jets obviously run into difficulties firstly of triggering at an acceptable rate, and second, in the off-line analysis on problems of large background from QCD jets followed by hard fragmentation. These channels can however provide a spectacular signature for a sufficiently heavy Higgs and should obviously extend significantly the upper H_{SUSY} mass reach due to favourable branching ratios. The branching ratio of τ to single hadron plus any number of neutrals is about 50%. The combined branching ratio for $A, H \rightarrow \tau\tau \rightarrow h^+ + h^- + X$ is 2.8% compared to about 3.7% for $A, H \rightarrow \tau\tau \rightarrow l^\pm + h^\mp + X$ assuming $\text{BR}(A, H \rightarrow \tau\tau) = 11\%$ being roughly valid for the full m_A and $\tan\beta (>10)$ range studied here. The fractional momentum taken away by the neutrinos is significantly smaller in the $h^+ + h^-$ final state compared to $l^\pm + h^\mp$ and especially $e^\pm + \mu^\mp$ final states, thus an improved $H_{SUSY} \rightarrow \tau\tau$ mass resolution can be expected, and improved signal/background if QCD background can be reduced below the irreducible $\tau\tau$ background.

The main reducible background sources are the QCD jets and $W + jet$ events with $W \rightarrow \tau\nu$, and the irreducible ones are $Z, \gamma^* \rightarrow \tau\tau$ and $t\bar{t}$ with $W \rightarrow \tau\nu$. The rate for QCD jets is very large; about 3×10^{11} two-jet events with $E_t^{jet} > 60$ GeV are expected for $3 \times 10^4 pb^{-1}$. Therefore a rejection factor of at least 10^4 per jet is needed for a useful signal (further rejection can be provided by E_t^{miss} cuts). In this study the τ identification is based solely on the presence of a single hard isolated charged hadron in the jet using tracker information. Indeed a large rejection factor is obtained from the tracker alone, a result expected to be confirmed with the detailed simulation and track reconstruction currently under way. The use of calorimeter information exploiting the collimation of a τ jet to improve τ identification is also presently in progress, with GEANT calorimeter simulation [6][7]. We are also investigating the possibility to use the impact parameter measurement of the hard hadron from τ to further reduce the QCD background. All these improvements will thus further reinforce and extend the reach of the $H_{SUSY} \rightarrow \tau\tau$ channel, the only channel which until now gives us access to the theoretically favoured $H_{SUSY} > 500$ GeV mass range. However, this channel should also play an important (decisive?) role in the intermediate mass range $150 \text{ GeV} < m_H < 300 \text{ GeV}$, which is the most critical one from the point of view of the MSSM $\tan\beta, m_A$ parameter space coverage, provided we can trigger on it efficiently, which requires a dedicated study and is not discussed here.

2 Event simulation

Events are generated with PYTHIA [8]. Masses and couplings of SUSY Higgses are calculated using two-loop/RGE-improved radiative corrections [9]. The branching ratios and cross sections are normalized using the HDECAY program [10]. No stop mixing is included and the SUSY particles are first assumed to be heavy enough not to contribute to the SUSY Higgs decays. The decays to neutralinos and charginos can however reduce strongly the $A, H \rightarrow \tau\tau$ branching ratio at low $\tan\beta$, and by a factor of two even at $\tan\beta = 30$ [10]. For the high m_A and $\tan\beta$ region investigated here the effects of sparticle decay modes are nevertheless relatively modest, as mentioned later on. In the case of stop mixing, if the light stop \tilde{t}_1 is lighter than or comparable in mass to the top quark, the squark loop effects are expected to suppress significantly the $gg \rightarrow h, A, H$ production processes [11]. For the large m_A and $\tan\beta$ values discussed here this would mean at most a 20% reduction in the production rate as we are dominated by $gg \rightarrow b\bar{b}H_{SUSY}$ tree-diagram production which is not affected by $\tilde{t}_1 - t$ interference effects. For the QCD background, PYTHIA two-jet events with initial and final state QCD radiation are generated. A cut $p_t^{q,g} > 50$ GeV is applied for the hard process at the generation level. The default Lund fragmentation is used.

The CMS detector response is simulated and the jets and the missing transverse energy are reconstructed with the

fast simulation package CMSJET [12]. The loss of reconstruction efficiency for the hard track due to secondary interactions in the tracker material ($\sim 20\%$ of λ_{int}), as well as the degradation of the track isolation due to conversions of accompanying $\pi^0 \rightarrow \gamma\gamma$ in tracker, is taken into account only in average, which is sufficient at this stage.

3 Selection of events

3.1 p_t^h threshold and track isolation

Hard τ jets are expected in the $A, H \rightarrow \tau\tau \rightarrow h^+ + h^- + X$ events at large m_A as can be seen from Fig. 1 which shows the E_t distribution of hadronic τ jets for $m_A = 300, 500$ and 800 GeV and the E_t distribution of the two hardest jets in QCD jet events (Fig.1c). Events are required to have at least two calorimetric jets with $E_t > 60$ GeV within $|\eta| < 2.5$. The τ jet candidates are chosen to be the τ jets for the signal and for the backgrounds with real τ 's, i.e. from $Z, \gamma^* \rightarrow \tau\tau$ and $t\bar{t}$ events. For the QCD background the τ jet candidates are taken to be the jets with highest E_t . Events are assumed to be triggered with a two-jet trigger with full trigger efficiency for $E_t^{jet} > 60$ GeV at this stage. For $m_A > 300$ GeV and a threshold $E_t^{jet} > 60$ GeV the trigger efficiency is high and the trigger rate acceptable at $L \sim 10^{33} \text{ cm}^{-2} \text{ s}^{-1}$ [13]. For high luminosity running, and in particular for the lower mass range $150 \text{ GeV} < m_A < 300 \text{ GeV}$, a better understanding of possible 1st level triggers and of trigger efficiency versus E_t is needed and then implemented in this type of study.

A jet is defined to be a " τ " jet if it contains one isolated hard hadron within $\Delta R < 0.1$ from the calorimeter jet axis. A powerful tracker isolation can be implemented in CMS thanks to efficient track finding down to low p_t values (0.9 GeV) [5]. Here we require that there is no other track with $p_t > 1$ GeV than the hard track in a larger cone of $\Delta R < 0.4$ around the calorimeter jet axis. This isolation criterion is adequate for running at the luminosity of about $10^{33} \text{ cm}^{-2} \text{ s}^{-1}$, i.e. without significant event pile-up. Figure 2 shows the transverse momentum for the isolated single track in a jet with $E_t > 60$ GeV and $|\eta| < 2.5$ for signal events at $m_A = 300, 500$ and 800 GeV, for the $Z, \gamma^* \rightarrow \tau\tau, t\bar{t}$ events with $W \rightarrow \tau\nu$ and for QCD jet events. The τ selection efficiencies per jet, due to both track isolation and the hard track p_t threshold cut are shown in Table 1 as a function of the p_t for the signal and backgrounds. As can be seen from the table, a rejection factor against the QCD jets varying from 700 to about 1500 is obtained from tracker momenta alone. In the following, $p_t^h > 40$ GeV is chosen, with an efficiency of 50% for the signal at $m_A = 500$ GeV and 22% and 32% for the $Z, \gamma^* \rightarrow \tau\tau$ background in the low and high mass range, respectively. The rejection factor against QCD jets is then about 1500.

The rejection factor against the QCD jets is obviously sensitive to the fragmentation function used to simulate the jets. On this point a more detailed study is needed to understand the hard fragmentation effects in jets. The rejection factor shown in Table 1 is an average factor for $E_t^{jet} > 60$ GeV. As the simulation of even one QCD jet event with two jets with $E_t > 60$ GeV both containing one isolated hard hadron with $p_t > 40$ GeV is not possible, we have evaluated the rejection factor as a function of E_t^{jet} generating large numbers of QCD jets in several E_t bins. This is shown in Fig. 3 and is used in the simulation and evaluation of the QCD background assuming also factorisation of the two jet fragmentations. For a QCD jet with E_t values between 300 and 350 GeV, for instance, the probability to fluctuate into a " τ " jet with one isolated charged hadron with $p_t > 40$ GeV is about 2×10^{-4} .

The two hard tracks from τ^+ and τ^- in the signal events have an opposite sign while no such strong charge correlation is expected for the QCD jet events. As the charge assignment in CMS is almost 100% for tracks with $p_t < 1$ TeV [5], about half of the QCD background can be removed by requiring an opposite charge for the two isolated hadrons.

3.2 E_t^{miss} cuts

Due to the large Higgs masses considered here the missing transverse energy E_t^{miss} from the neutrinos is expected to be significant, although the two τ 's tend to be in back-to-back configuration resulting in a partial compensation. To perform $H \rightarrow \tau\tau$ mass reconstruction non-back-to-back $\tau\tau$ pairs are required. Figure 4 shows the expected E_t^{miss} from the simulation of the CMS calorimeter response with the CMSJET program for a signal with $m_A = 300, 500$ and 800 GeV and for the QCD jet background, in a data taking regime without any event pile-up. After requiring two τ jets, a cut $E_t^{miss} > 40$ GeV reduces the QCD background by a factor of about 100, while the

Table 1: τ selection efficiency per jet using just tracker momentum measurement for $A, H \rightarrow \tau\tau$ with $\tau \rightarrow h^\pm + X$ at $m_A = 300, 500$ and 800 GeV, for $Z, \gamma^* \rightarrow \tau\tau$ in the low and high mass range and for QCD jet background, with $E_t^{jet} > 60$ GeV and $|\eta^{jet}| < 2.4$. The hard track is required to be within $\Delta R = 0.1$ from the calorimeter jet axis and isolated in the tracker with respect to tracks with a p_t threshold of 1 GeV in a cone of $\Delta R = 0.4$ around the calorimeter jet axis.

Process	$p_t^h > 20$ GeV	$p_t^h > 30$ GeV	$p_t^h > 40$ GeV
$A, H \rightarrow \tau\tau, m_A=300$ GeV	38.1 %	32.5%	27.3%
$A, H \rightarrow \tau\tau, m_A=500$ GeV	61.7 %	55.7%	50.0%
$A, H \rightarrow \tau\tau, m_A=800$ GeV	65.7 %	61.2%	56.9%
$Z, \gamma^* \rightarrow \tau\tau, 130 \text{ GeV} < m_{\tau\tau} < 300$ GeV	30.9%	25.0%	22.2%
$Z, \gamma^* \rightarrow \tau\tau, m_{\tau\tau} > 300$ GeV	41.7%	36.7%	32.1%
$t\bar{t}, W \rightarrow \tau\nu$	25.0%	20.5%	16.6%
QCD jets, $p_t^{q,g} > 60$ GeV	1.4×10^{-3}	9.4×10^{-4}	6.7×10^{-4}

Table 2: Cross section times branching ratio and number of events for $A, H \rightarrow \tau\tau$ at $m_A = 300$ and 500 GeV and for the background processes for $3 \times 10^4 pb^{-1}$. Shown are the number of events after selection of two jets with $E_t > 60$ GeV and τ identification in the tracker, $\Delta\phi$ cut, E_t^{miss} cut and the reconstruction of Higgs mass. The two hadrons in the τ jets are required to be of opposite sign. A reconstruction efficiency of 85% per jet is assumed for τ jet reconstruction, consistent with CMSIM evaluation.

Process	$\sigma * BR$	" τ " jets	$E_t^{miss} > 40$ GeV	$\Delta\phi < 175^\circ$	mass rec.
$A, H \rightarrow \tau\tau, m_A=300$ GeV $\tan\beta = 15$	215 fb	574	188	133	70
$A, H \rightarrow \tau\tau, m_A=500$ GeV $\tan\beta = 20$	44.4 fb	329	195	108	66
$Z, \gamma^* \rightarrow \tau\tau, m_{\tau\tau} > 130$ GeV	3.08 pb	818	258	124	80
QCD jets, $p_t^{q,g} > 60$ GeV	$11.0 \mu b$	6579	53	46	8
$t\bar{t}, W \rightarrow \tau\nu$	1.74 pb	73	52	46	20
$W + jet, W \rightarrow \tau\nu$	949 pb	410	240	212	20

efficiency for the signal is 59% at $m_A = 500$ GeV and 33% at $m_A = 300$ GeV. For the largest masses the cut can be increased to $E_t^{miss} > 60$ GeV with a rejection factor against QCD of 180 and an efficiency of 58% for the signal. These numbers are evidently rather sensitive to CMSJET modelling of detector response and the no pile-up hypothesis, but also to the exact H_{SUSY} production mechanism etc. The presence of the forward calorimetry (VFCAL) is particularly important for the E_t^{miss} measurement in this channel as illustrated in Fig. 4b, showing the E_t^{miss} distributions for QCD events with two jets with $E_t > 60$ GeV for the full η range and for the central calorimeters only ($|\eta| < 3$). The E_t^{miss} distributions are also significantly modified in the presence of event pile-up in the $E_t^{miss} \sim 10$ -30 GeV range, which is discussed in a separate note [14], but a cut at $E_t^{miss} > 40$ GeV is rather safe.

3.3 Relative azimuthal distributions

The two τ jets in the signal events are predominantly in the back-to-back configuration, especially at high masses, as can be seen from Fig. 5 showing the $\Delta\phi$ angle in the transverse plane between the two τ jets in the signal at $m_A = 300, 500$ and 800 GeV (Figs. 4 a, b, c). The $\Delta\phi$ angle for the $Z, \gamma^* \rightarrow \tau\tau$, $t\bar{t}$ and QCD backgrounds is shown in Figs. 4 d, e and f. Only the $t\bar{t}$ background component is significantly less back-to-back correlated.

3.4 Higgs mass reconstruction

As well known, despite at least two escaping neutrinos, the Higgs mass can be approximately reconstructed from the two τ jets measured in calorimetry and from the E_t^{miss} , when the two τ 's are not exactly back-to-back, by projecting the E_t^{miss} vector on the directions of the reconstructed τ jets. This has been shown in connection with

Table 3: The same as in Table 2 but for $A, H \rightarrow \tau\tau$ at $m_A = 800$ GeV and $\tan\beta = 45$ with $E_t^{jet} > 100$ GeV and $E_t^{miss} > 60$ GeV.

Process	$\sigma * \text{BR}$	" τ " jets	$E_t^{miss} > 60$ GeV	$\Delta\phi < 175^\circ$	mass rec.
$A, H \rightarrow \tau\tau, m_A=800$ GeV $\tan\beta = 45$	32.8 fb	213	124	57	37
$Z, \gamma^* \rightarrow \tau\tau, m_{\tau\tau} > 130$ GeV	3.08 pb	286	85	42	30
QCD jets, $p_t^{q,g} > 60$ GeV	11.0 μb	1158	5	5	1
$t\bar{t}, W \rightarrow \tau\nu$	2.90 pb	22	13	12	7
$W + jet, W \rightarrow \tau\nu$	949 pb	70	54	48	6

Table 4: Number of events after selection within a mass window cut and statistical significance for $A, H \rightarrow \tau\tau$ at $m_A = 300, 500$ and 800 GeV and for the background processes for $3 \times 10^4 \text{pb}^{-1}$. In all cases $\tan\beta$ is chosen to be near the limit of observability.

	$m_A=300$ GeV, $\tan\beta = 20$ $230 \text{ GeV} < m_{\tau\tau} < 350 \text{ GeV}$	$m_A=500$ GeV, $\tan\beta = 25$ $400 \text{ GeV} < m_{\tau\tau} < 700 \text{ GeV}$	$m_A=800$ GeV, $\tan\beta = 45$ $600 \text{ GeV} < m_{\tau\tau} < 1 \text{ TeV}$
Signal	67	58	33
$Z, \gamma^* \rightarrow \tau\tau$	39	49	16
QCD jets	4	4	0.1
$t\bar{t}$	8	10	4
$W + jet$	5	9	2
S / B	1.1	0.7	1.4
$S/\sqrt{S+B}$	5.9	5.0	4.4
S/\sqrt{B}	8.6	6.6	6.7

the $A, H \rightarrow \tau\tau \rightarrow l^\pm + h^\mp$ [2] [15] and $A, H \rightarrow \tau\tau \rightarrow e + \mu$ [3] channels. Figure 6a shows for example the reconstructed Higgs mass for $m_A = 500$ GeV ($\tan\beta = 20$) with the cuts discussed above and without pile-up. An upper limit of $\Delta\phi(\tau - jet_1, \tau - jet_2) < 175^\circ$ is applied. A gaussian fit to the mass distribution for A and H (which are almost mass degenerate) yields 58 GeV for the resolution (σ). The mass resolution can be significantly improved by reducing the upper limit in $\Delta\phi$ between the two τ jets i.e. making them less back-to-back as is shown in Fig. 6b for the same mass. For $\Delta\phi < 160^\circ$ compared to $\Delta\phi < 175^\circ$ the resolution improves from 58 to 42 GeV and the tail is reduced. This would however lead to a 55% loss of signal statistics and is not used here but shows the potential gain in resolution in conditions where statistics would not be the limiting factor. Figures 6c and 6d show the reconstructed Higgs masses for $m_A = 300$ GeV ($\tan\beta = 15$) and for $m_A = 800$ GeV ($\tan\beta = 45$), all for $\Delta\phi < 175^\circ$. The fitted mass resolutions are 33 GeV and 92 GeV, respectively. For $m_A = 800$ GeV and $\tan\beta = 45$ the natural Higgs width is 43 GeV thus instrumental effects still dominate observed signal width.

Figure 7 summarizes our results on the relative resolution (σ^{gauss}/m_H) for the reconstructed Higgs mass in the $e^\pm + \mu^\mp$ [3], $l^\pm + h^\mp$ [2] and $h^+ + h^-$ channels. The resolution is best in the $h^+ + h^-$ channel ($\sim 10\%$) and the worst in the $e^\pm + \mu^\mp$ channel ($\sim 25\%$). More exactly, for $m_A = 500$ GeV and $\tan\beta = 20$, for instance, the mass resolution is $\simeq 11\%$ for $h^+ + h^-$, $\simeq 16\%$ for $l^\pm + h^\mp$ and $\simeq 23\%$ for $e^\pm + \mu^\mp$ with always the same upper limit in $\Delta\phi$. This is due to the fact that the mass resolution is dominated by the precision of the E_t^{miss} measurement, and the resolution is better in the channels with a smaller fraction of energy carried away by neutrinos, i.e. in the case of two hadronic τ decays. This significantly better mass resolution and thus possibly best signal/background ratio (provided the QCD background is reducible below irreducible $\tau\tau$ background) - not fully appreciated before - also speaks in favour of these double hadronic final states.

4 Results

4.1 Mass spectra, effects of E_t^{miss} cuts

Figure 8a shows the distribution of the reconstructed Higgs mass for $A, H \rightarrow \tau\tau$ at $m_A = 500$ GeV for $\tan\beta = 20$ above the total background before any explicit E_t^{miss} cut is applied at this stage. The QCD background dominates

and the signal peak is not even visible over the background distribution. Figure 8b shows the same distribution with $E_t^{miss} > 40$ GeV. The importance of the E_t^{miss} selection and thus of detector hermeticity in general and the VFCAL in this search is evident. The remaining background is due to $Z, \gamma^* \rightarrow \tau\tau$, $t\bar{t}$ and W +jet events. The potential backgrounds from $b\bar{b}$ events and from WW production with $W \rightarrow \tau\nu$ are found to be negligible. The statistical fluctuations correspond to the expected statistics for $3 \times 10^4 \text{ pb}^{-1}$. The mass distributions before and after the E_t^{miss} cut for a lighter Higgs with $m_A = 300$ GeV and $\tan\beta = 15$ is shown in Figs. 9a and 9b, and for a very heavy Higgs with $m_A = 800$ GeV and $\tan\beta = 45$ are shown in Figs. 9c and 9d. In all the figures 8a,8b and 9 we are showing $A, H \rightarrow \tau\tau$ signals close to the observability limit at $3 \times 10^4 \text{ pb}^{-1}$ (see table 4 for exact signal significancies). Further away from the observation limit signals are very spectacular, as visible in fig. 8c for $m_A = 500$ GeV and $\tan\beta = 30$ and in fig. 8d for $\tan\beta = 40$.

4.2 Event rates and signal significance

Table 2 gives the summary of the cross section times the branching ratio and the expected numbers of events for $3 \times 10^4 \text{ pb}^{-1}$ for the signal at $m_A = 300, 500$ GeV and for the background processes, after selection of two τ jets with $E_t > 60$ GeV, with the cuts $E_t^{miss} > 40$ GeV and $\Delta\phi < 175^\circ$ and after Higgs mass reconstruction. Table 3 shows the same for $m_A = 800$ GeV with harder cuts $E_t^{jet} > 100$ GeV and $E_t^{miss} > 60$ GeV. Table 4 summarizes the the expected number of events and the statistical significance for $3 \times 10^4 \text{ pb}^{-1}$ for the signal at $m_A = 300, 500$ and 800 GeV and for the background processes after all the kinematical cuts and applying a window in the reconstructed Higgs mass. An overall reconstruction efficiency of 85% per τ jet is assumed. This number is confirmed by reconstructing a sample of signal events with the CMSIM package. No possible 1st level trigger losses have been included, and they may be not negligible in the $m_A = 300$ GeV case. For the high mass range investigated here and after E_t^{miss} cuts, the QCD jet background is well below the irreducible $\tau\tau$ background. This suggests that extending this channel to lower Higgs masses is very promising.

5 Conclusions and future prospects

We have investigated the possibility to look for the neutral SUSY Higgses A and H in $A, H \rightarrow \tau\tau \rightarrow h^\pm + h^\mp + X$ with hadronic τ decay modes. Despite the simplifying assumptions made concerning both production dynamics (in particular for QCD background) and approximations made in the fast simulation of detector response, the discovery potential for large A, H masses in this channel is clear. Of course, more detailed studies are needed to confirm and consolidate these preliminary results. Let us remind that the $A, H \rightarrow \tau\tau$ channels are the only ones up to now giving access to the $m_{A,H} \sim 0.5 - 1$ TeV mass range which is considered as the most plausible one for the A and H. The $A, H \rightarrow b\bar{b}$ modes may allow it too, but this is even less well understood at present than the $A, H \rightarrow \tau\tau$ channels in CMS.

To summarize, we require the presence of two calorimetric jets of $E_t > 60 - 100$ GeV in $|\eta| < 2.4$ for trigger. These thresholds are about adequate for running at $10^{33} \text{ cm}^{-2} \text{ s}^{-1}$ but are too low for $10^{34} \text{ cm}^{-2} \text{ s}^{-1}$, which requires further study. The τ selection is based here largely on the tracker, requiring a hard isolated single track with $p_t > 40$ GeV in the jet. This already provides a large rejection factor against QCD jets, allowing a major suppression of this background. The QCD background can be further reduced by a cut on the missing transverse energy. A rejection factor of about 100 is obtained with a cut $E_t^{miss} > 40 - 60$ GeV thus suppressing the QCD background much below the irreducible $Z, \gamma^* \rightarrow \tau\tau$ background. The effectiveness of these E_t^{miss} cuts at rather modest E_t^{miss} values has however still to be checked with full CMSIM simulations for full reliability. It has also to be evaluated in case of running at $10^{34} \text{ cm}^{-2} \text{ s}^{-1}$ i.e. in presence of pile-up. Figure 10 shows the 5σ significance discovery contours for SUSY Higgses as a function of m_A and $\tan\beta$ for $3 \times 10^4 \text{ pb}^{-1}$ (without pile-up) assuming no stop mixing. The discovery range for the $A, H \rightarrow \tau\tau \rightarrow h^\pm + h^\mp + X$ channel extends down to $\tan\beta \sim 15$ at $m_A = 300$ GeV and down to $\tan\beta \sim 20$ at $m_A = 500$ GeV. For very heavy Higgs at $m_A = 800$ GeV, $\tan\beta$ values of ~ 45 can be probed. Even for these boundary $\tan\beta$ values the mass peak may be recognized above the background distribution (figs. 8 and 9); away from the boundary the mass peak can be rather spectacular. These $\tau\tau \rightarrow h^\pm + h^\mp$ modes provide the best mass resolution at same m_H and $\tan\beta$ when compared to other $\tau\tau$ final states (figs. 8c and 8d).

The 5σ discovery limit of Fig. 10 is a preliminary result, optimized for high masses, and based on a fast simulation of the CMS tracker and calorimeter and on a τ selection, exploiting only momentum measurements in the tracker.

An improvement in the QCD background rejection in the low mass range ($m_H < 300$ GeV) can be expected by including the calorimeter τ selection developed in [1] exploiting the collimation of the hadronic τ signal in the ECAL and the τ isolation in the ECAL+HCAL. The possibility to use impact parameter τ -tagging for the two high p_t tracks to reduce the QCD background is in progress applying a full track finding procedure. The τ -tagging is not as easy as b-tagging, however the impact parameter selection is here to be applied on fast tracks where multiple scattering is minimal and where the best impact parameter resolution is expected, with an asymptotic $\sigma_{ip} \sim 20 \mu m$ [5] whilst $\langle c\tau \rangle \sim 87 \mu m$ for τ . These improved τ selection criteria i.e. QCD jet suppression methods are surely necessary to extend the low-mass reach of this channel towards $m_H \sim 150$ GeV, but can also be regarded as alternatives or complements to the E_t^{miss} selections - if it turned out that these were not as effective in the final detector as expected here.

Exploiting $b\bar{b}H_{SUSY}$ associated production channels with b-tagging opens still other possibilities, as it is the way to reduce efficiently the $Z, \gamma^* \rightarrow \tau\tau$ background. B-tagging will further reduce the QCD background as well. To extend the Higgs search in this channel to high luminosity running, in particular the b-tagging [5] in associated production channels, requires a separate study at high luminosity.

Let us remind again that the $A, H \rightarrow \tau\tau$ modes are the only ones (until now) which give access to the most difficult region of the $m_A, \tan\beta$ plot ($150 \text{ GeV} < m_A < 300 \text{ GeV}, \tan\beta < 10$). It is clear that the low-mass, low- $\tan\beta$ reach in this channel ultimately will be trigger limited. Every effort should nonetheless be made so that the $m_A < 300$ GeV region could be explored at $L > 10^{33} \text{ cm}^{-2}\text{s}^{-1}$ with this $A, H \rightarrow \tau\tau \rightarrow h^\pm + h^\mp + X$ channel and the possible trigger rate and E_t^{jet} threshold limitations properly assessed.

References

- [1] **CMS TN/97-002**, R. Kinnunen and A. Nikitenko “Study of τ jet identification in CMS”
- [2] **CMS TN/97-106**, R. Kinnunen and A. Nikitenko “Study of $H_{SUSY} \rightarrow \tau\tau \rightarrow l^\pm + h^\mp + E_t^{miss}$ in CMS”
- [3] **CMS TN/98-019**, S. Lehti, R. Kinnunen and J. Tuominiemi “Study of $h, H, A \rightarrow \tau\tau \rightarrow e\mu$ in the CMS detector”
- [4] **CMS TN/96-045**, R. Kinnunen and D. Denegri “B-tagging with Impact Parameter in the CMS Tracker”
- [5] **CMS Collaboration, The tracker project, Technical Design Report, CERN/LHCC 98-6, CMS TDR 5, 26 February 1998.**
- [6] **CMS Collaboration, The electromagnetic calorimeter project, Technical Design Report, CERN/LHCC 97-33, CMS TDR 4, 15 December 1997.**
- [7] **CMS Collaboration, The hadron calorimeter project, Technical Design Report, CERN/LHCC 97-31, CMS TDR 2, 20 June 1997.**
- [8] **Comp.Phys.Comm. 82 (1994) 74; CERN-TH.6488/92; CERN-TH.7112/93**, T. Sjostrand
- [9] **UCD-95-28, hep-ph/9602238**, J.F. Gunion, A. Stange and S. Willenbrock “Weakly-coupled Higgs Bosons”
- [10] **Comput. Phys. Commun. 108 (1998) 56**, A.Djouadi, J. Kalinowski and M. Spira “HDECAY: a Program for Higgs Boson Decays in the Standard Model and its Supersymmetric Extension”
- [11] **Phys. Lett. B435 (1998) 101**, A.Djouadi
- [12] **CMS TN/94-180**, S. Abdullin, A. Khanov and N. Stepanov “CMSJET”
- [13] **96-92 CMS Conference talk, Presented at ICHEP96 in Frascati, Italy; Frascati Physics Series Vol. VI, (pp.529-537)**, A. Nikitenko et al., “Simulation of the CMS Level-1 Calorimeter Trigger.”
- [14] **CMS NOTE in preparation**, R. Kinnunen and A. Nikitenko
- [15] **CMS TN/96-029**, R. Kinnunen “Reconstruction of m_A in $A, H, h \rightarrow l + \tau jet + E_t^{miss}$.”

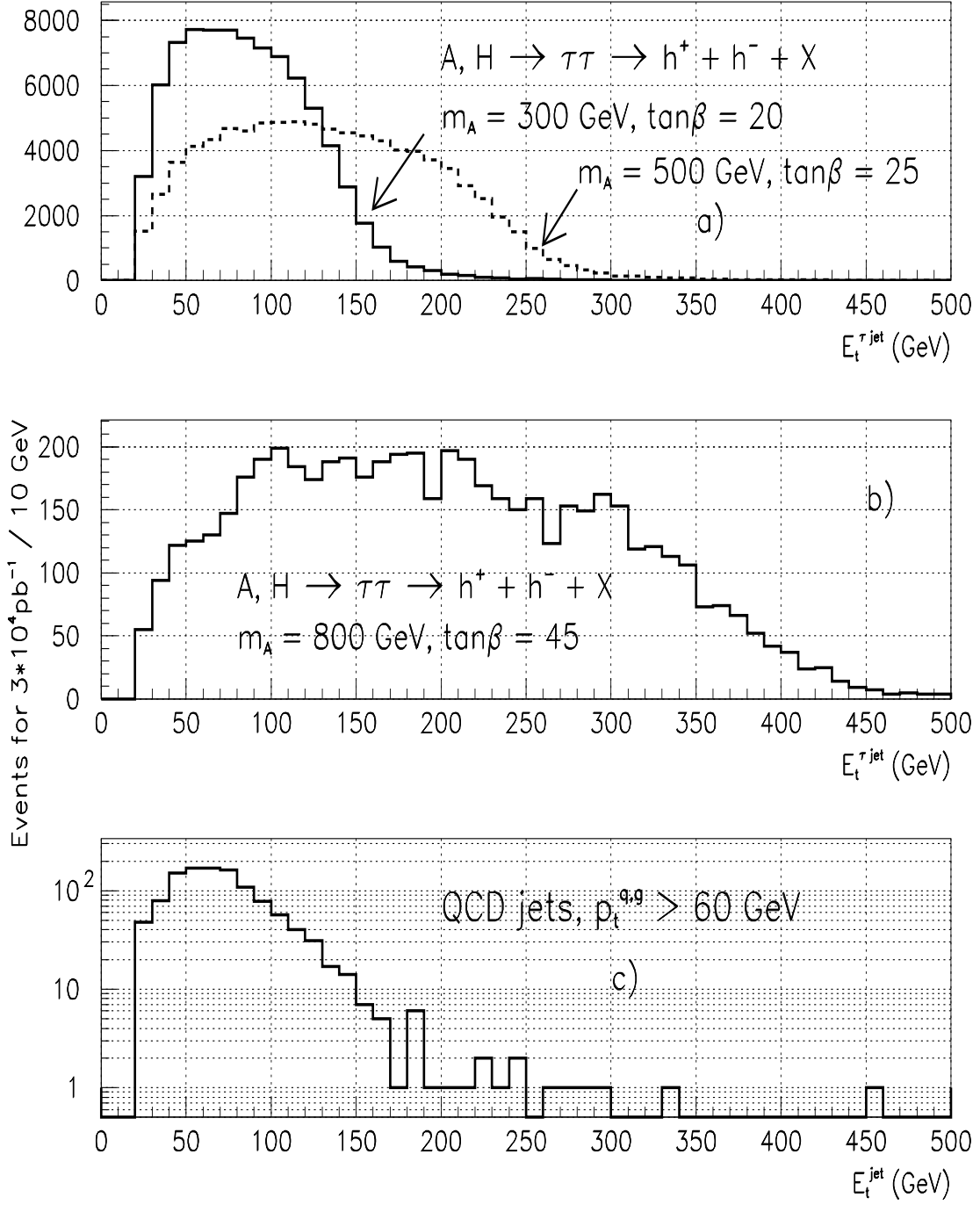


Figure 1: a) Distribution of the visible transverse energy of the τ jet for $A, H \rightarrow \tau\tau$ at $m_A=300$ GeV (solid histogram) and $m_A=500$ GeV (dashed histogram). b) The same for $A, H \rightarrow \tau\tau$ at $m_A=800$ GeV. c) Distribution of the transverse energy of the τ candidate (two hardest jets in the event) in the QCD jet events generated with $p_t^{q,g} > 60$ GeV.

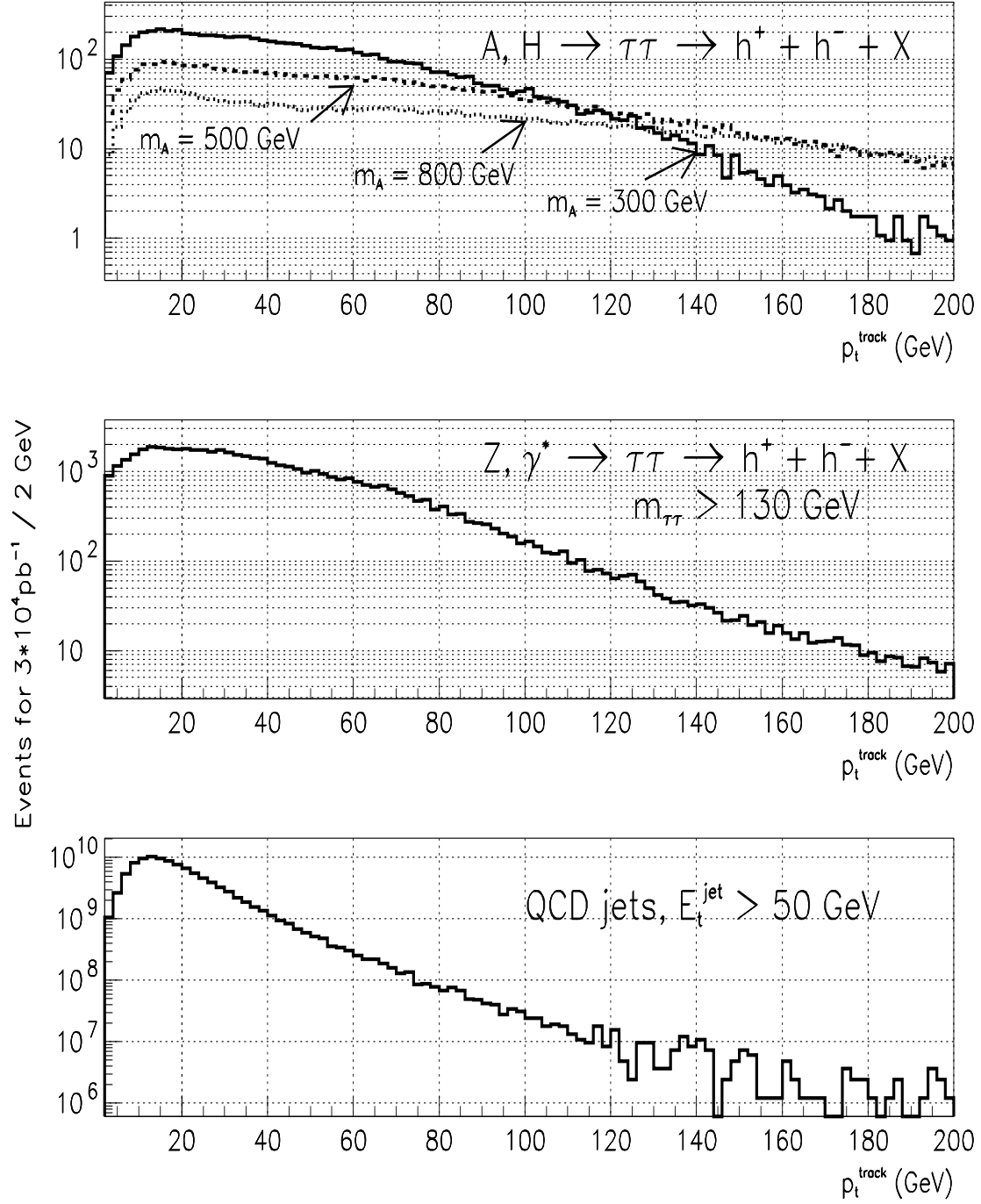


Figure 2: a) Distribution of the transverse momentum of the isolated track in the jet with $E_t > 60 \text{ GeV}$ for $A, H \rightarrow \tau\tau$ at $m_A=300 \text{ GeV}$ (solid histogram), $m_A=500 \text{ GeV}$ (dashed histogram) and $m_A=800 \text{ GeV}$ (dotted histogram). b) The same for $Z, \gamma^* \rightarrow \tau\tau$ with $m_{\tau\tau} > 130 \text{ GeV}$, c) The same for QCD 2-jet events

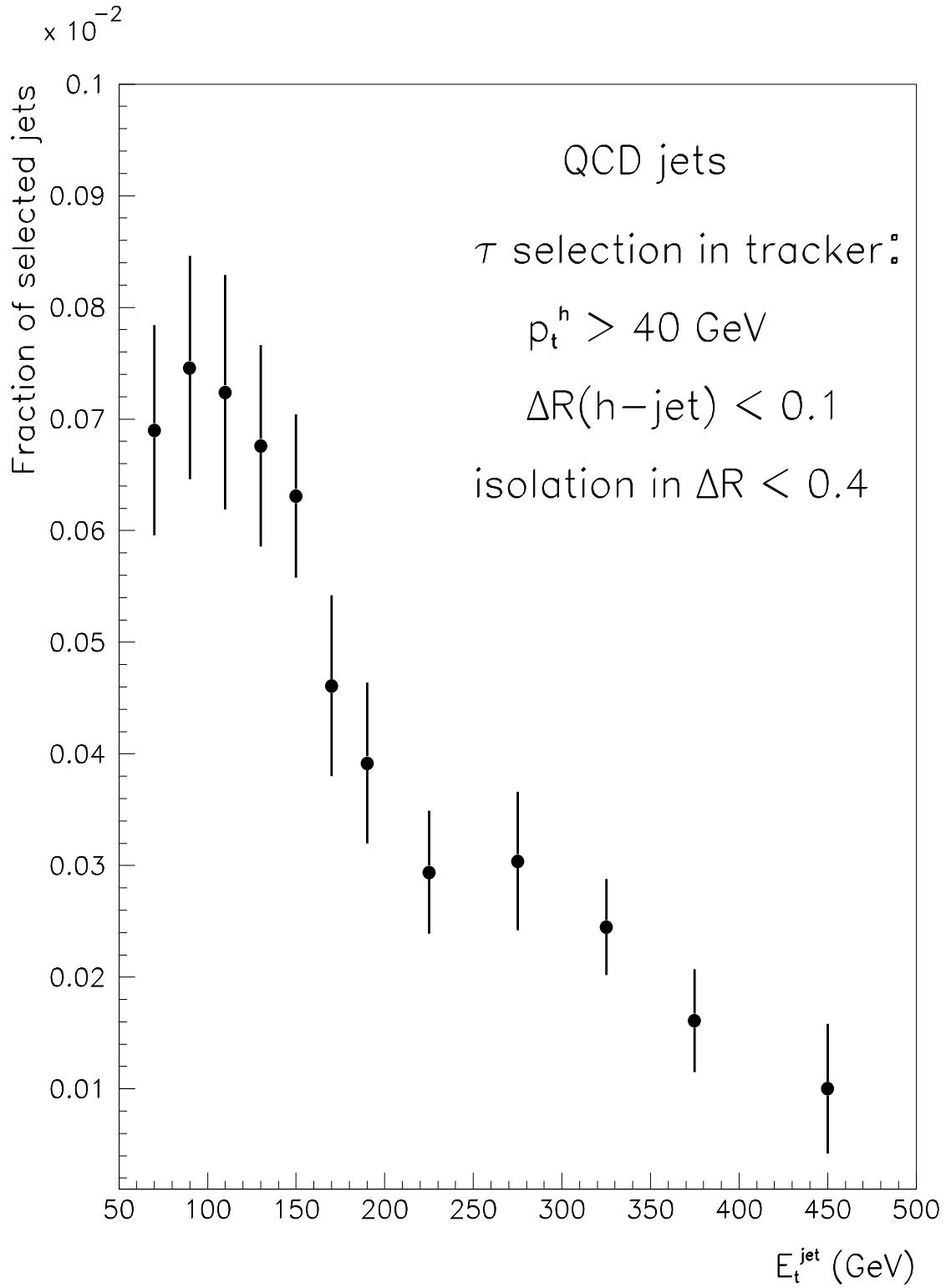


Figure 3: Rejection factor for QCD jets as a function of E_t^{jet} . τ selection is performed in the tracker by requiring an isolated track with $p_t > 40 \text{ GeV}$ within $\Delta R < 0.1$ from the calorimeter jet axis. The isolation with a p_t threshold of 1 GeV is extended to a larger cone of $\Delta R < 0.4$.

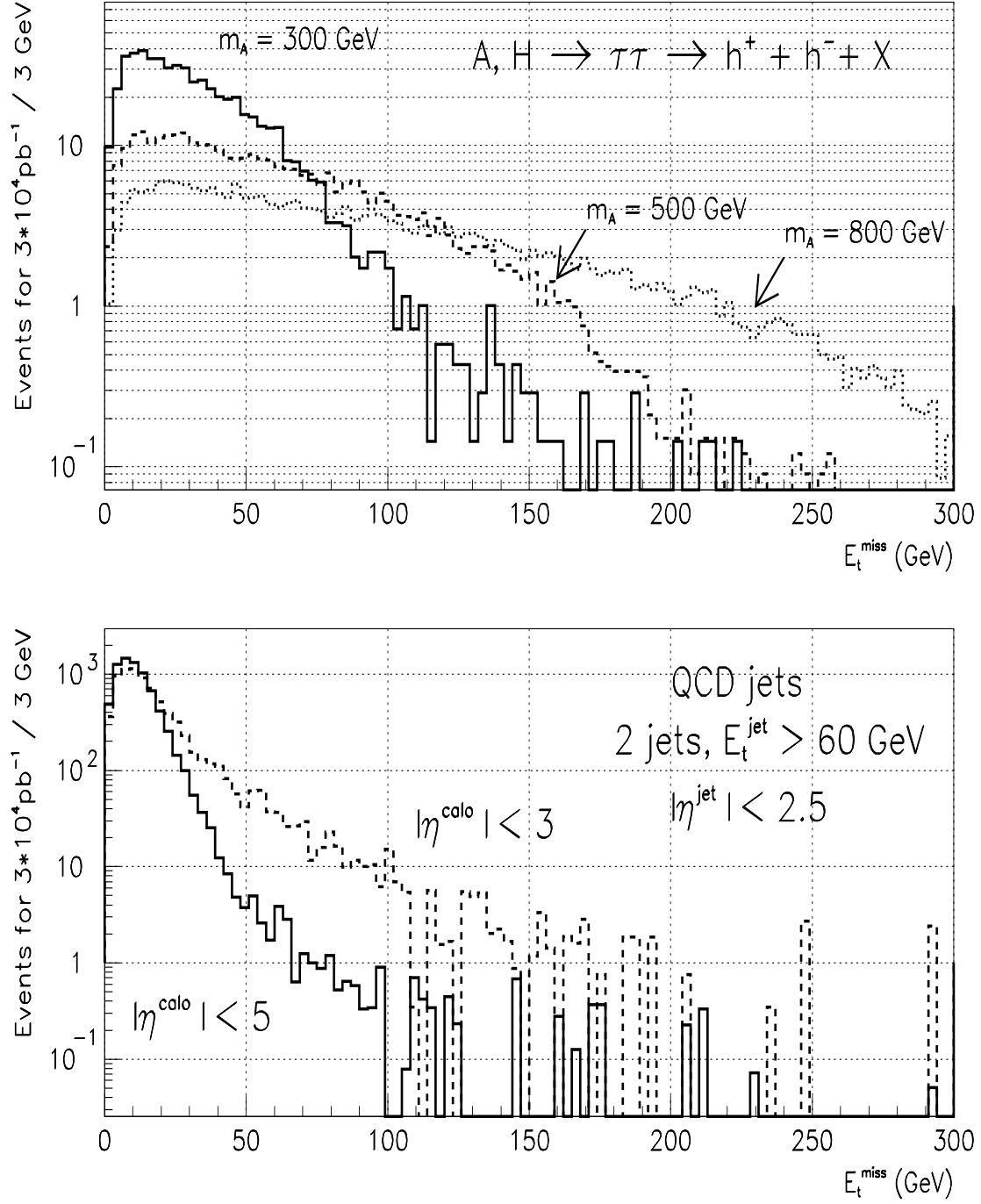


Figure 4: a) Distribution of the missing transverse energy for $A, H \rightarrow \tau\tau$ at $m_A=300 \text{ GeV}$ and $\tan\beta=15$ (solid histogram), $m_A=500 \text{ GeV}$ and $\tan\beta=20$ (dashed histogram) and $m_A=800 \text{ GeV}$ and $\tan\beta=45$ (dotted histogram). The detector response is simulated with CMSJET. No pile-up is included. b) The same for QCD jet events in the full η range and for the central calorimeters only.

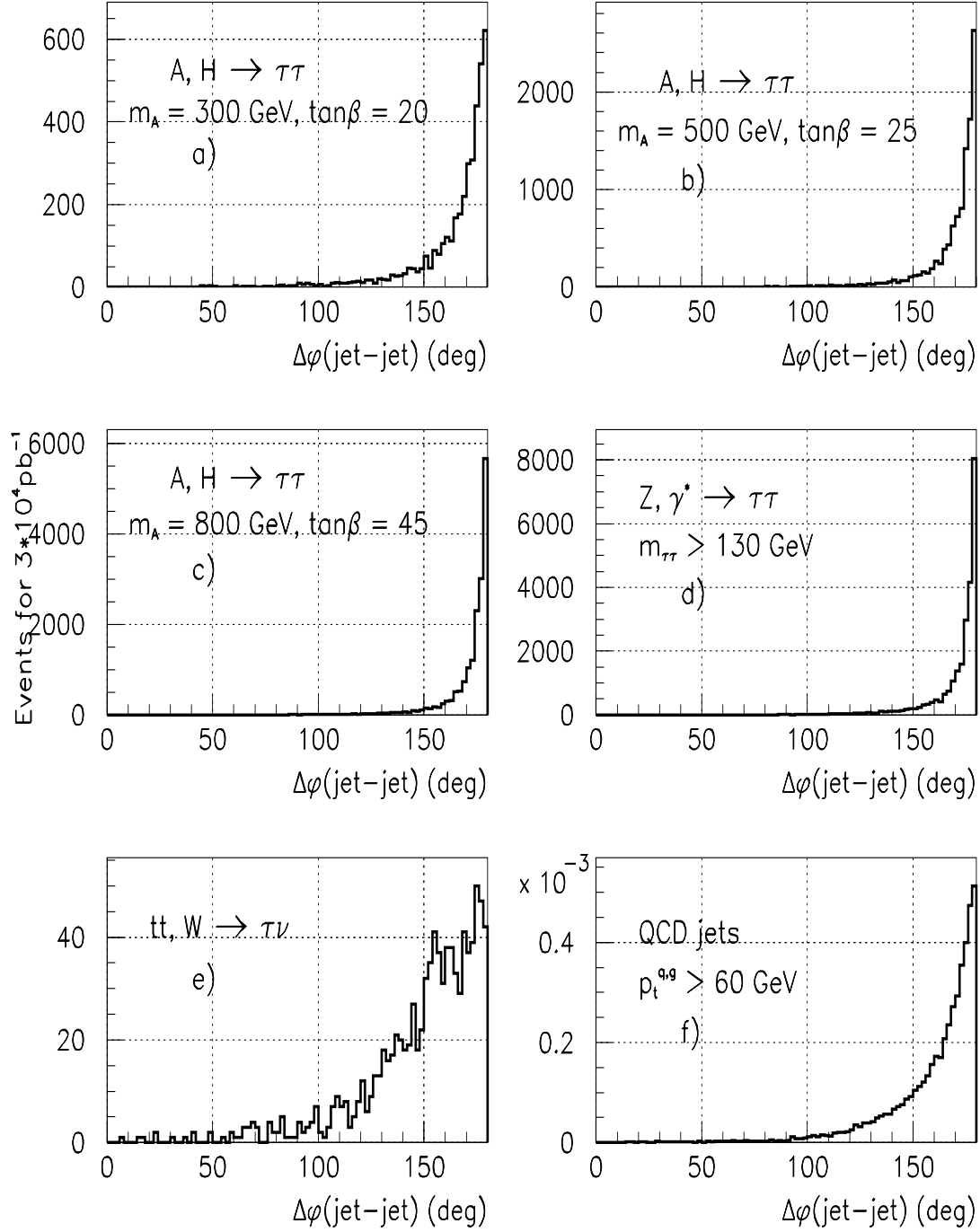


Figure 5: Distribution of the $\Delta\phi$ angle in the transverse plane between the two τ jets for $A, H \rightarrow \tau\tau$ at $m_A=300$ GeV and $\tan\beta=20$ (a), $m_A=500$ GeV and $\tan\beta=25$ (b), $m_A=800$ GeV and $\tan\beta=45$ (c), $Z, \gamma^* \rightarrow \tau\tau$ with $m_{\tau\tau} > 130$ GeV (d), $t\bar{t}$ with $W \rightarrow \tau\nu$ (e) and QCD jet events (f).

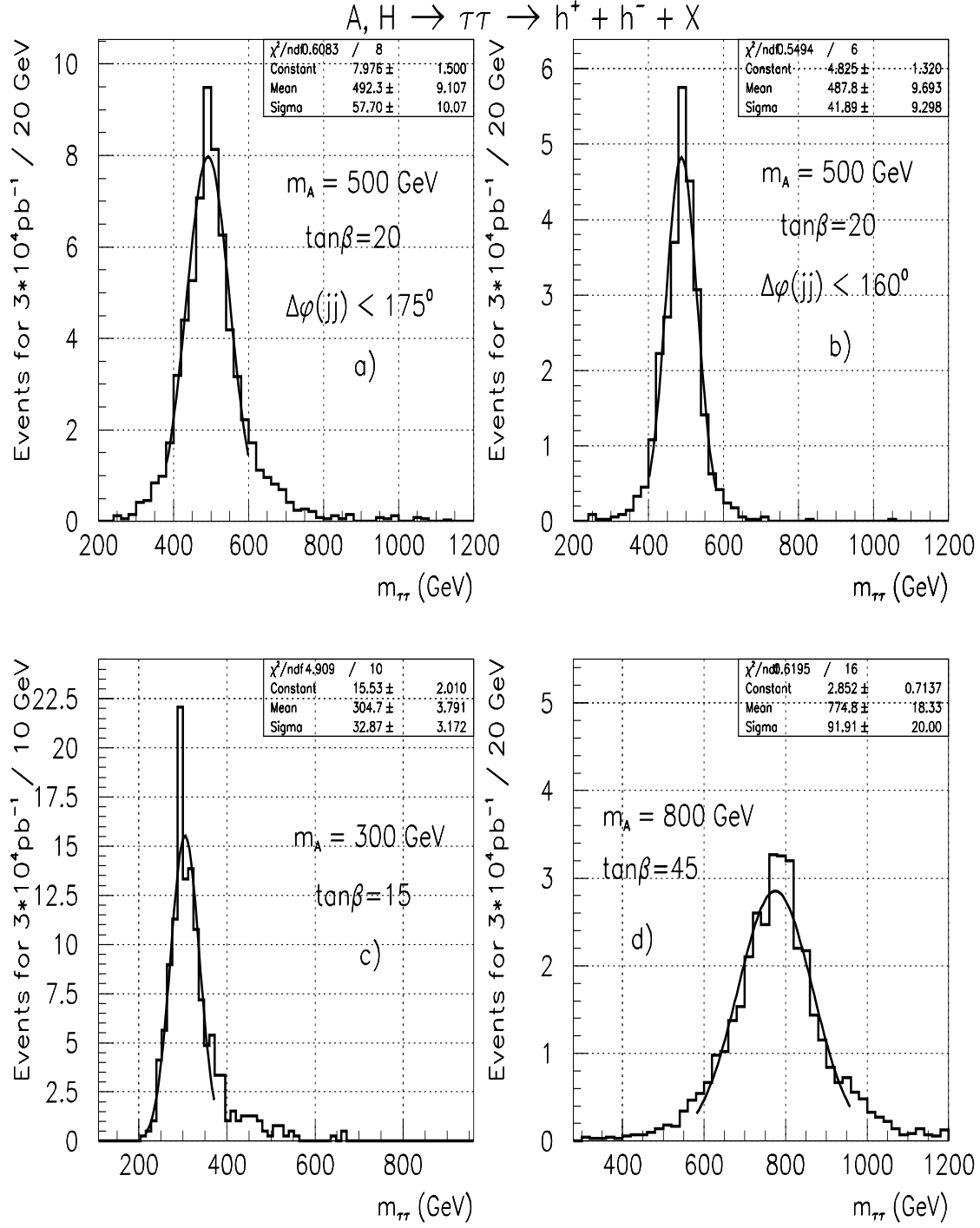


Figure 6: a) Higgs mass reconstructed from the two τ -jets and the E_t^{miss} vector for $A, H \rightarrow \tau\tau$ at $m_A = 500 \text{ GeV}$ and $\tan\beta = 20$. The detector response is simulated with CMSJET. No pile-up is included. b) The same as in a) but with $\Delta\phi(\tau_1, \tau_2) < 160^\circ$. c) Higgs mass reconstructed from the two τ jets and E_t^{miss} vector for $A, H \rightarrow \tau\tau$ at $m_A = 300 \text{ GeV}$ and $\tan\beta = 15$. d) Higgs mass reconstructed from the two τ jets and E_t^{miss} vector for $A, H \rightarrow \tau\tau$ at $m_A = 800 \text{ GeV}$ and $\tan\beta = 45$.

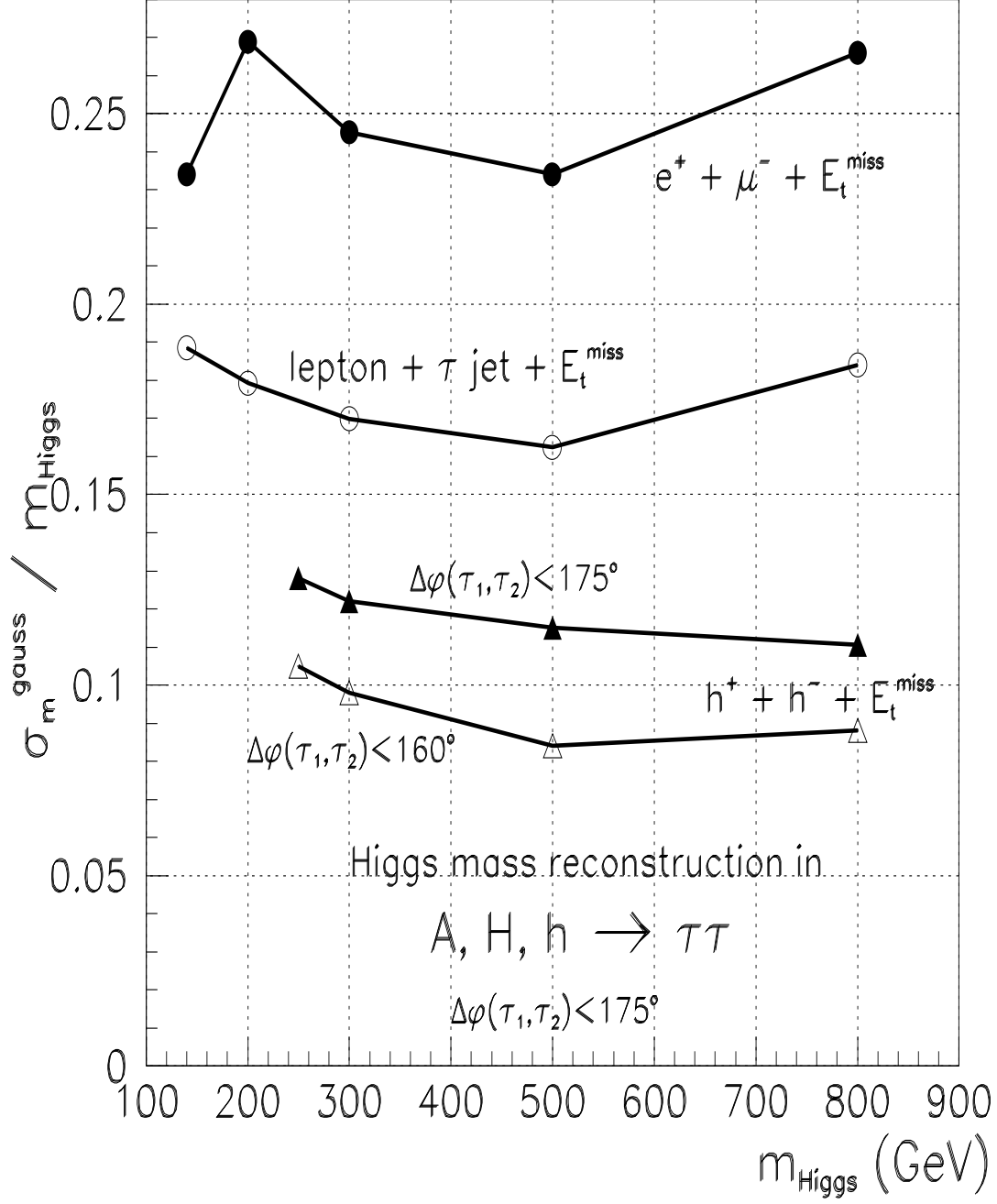


Figure 7: relative mass resolution σ_m/m of the reconstructed Higgs mass for the $A, H \rightarrow \tau\tau$ in the $e^\pm + \mu^\mp$, $lepton + \tau$ jet and $h^\pm + h^\mp$ final states as a function of Higgs mass. The event selection and mass reconstruction in the $e^\pm + \mu^\mp$, $lepton + \tau$ jet channels are discussed in refs. [2], [3]. The detector response is simulated with CMSJET. No pile-up is included.

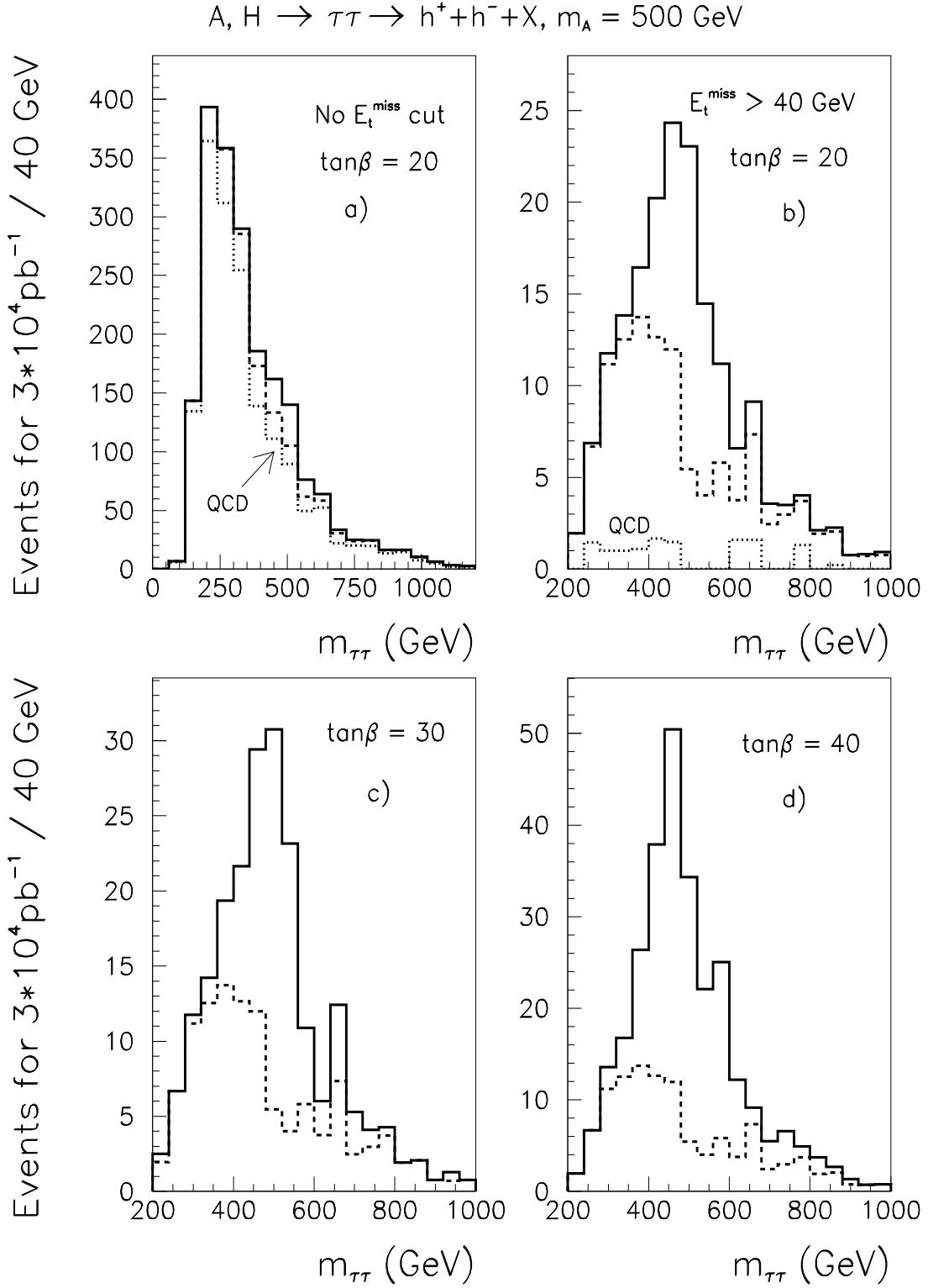


Figure 8: a) Reconstructed Higgs mass for $A, H \rightarrow \tau\tau$ at $m_A = 500 \text{ GeV}$ and $\tan\beta = 20$ over the total background distribution for $3 \times 10^4 \text{ pb}^{-1}$. The statistical fluctuations correspond to the expected statistics for $3 \times 10^4 \text{ pb}^{-1}$. No cut is applied in E_t^{miss} . b) The same as in a) but for $E_t^{\text{miss}} > 40 \text{ GeV}$. c) Reconstructed Higgs mass for $A, H \rightarrow \tau\tau$ at $m_A = 500 \text{ GeV}$ and $\tan\beta = 30$ with the cut $E_t^{\text{miss}} > 40 \text{ GeV}$ over the total background distribution for $3 \times 10^4 \text{ pb}^{-1}$. d) The same as in c) but for $\tan\beta = 40$.

$$A, H \rightarrow \tau\tau \rightarrow h^+h^-+X$$

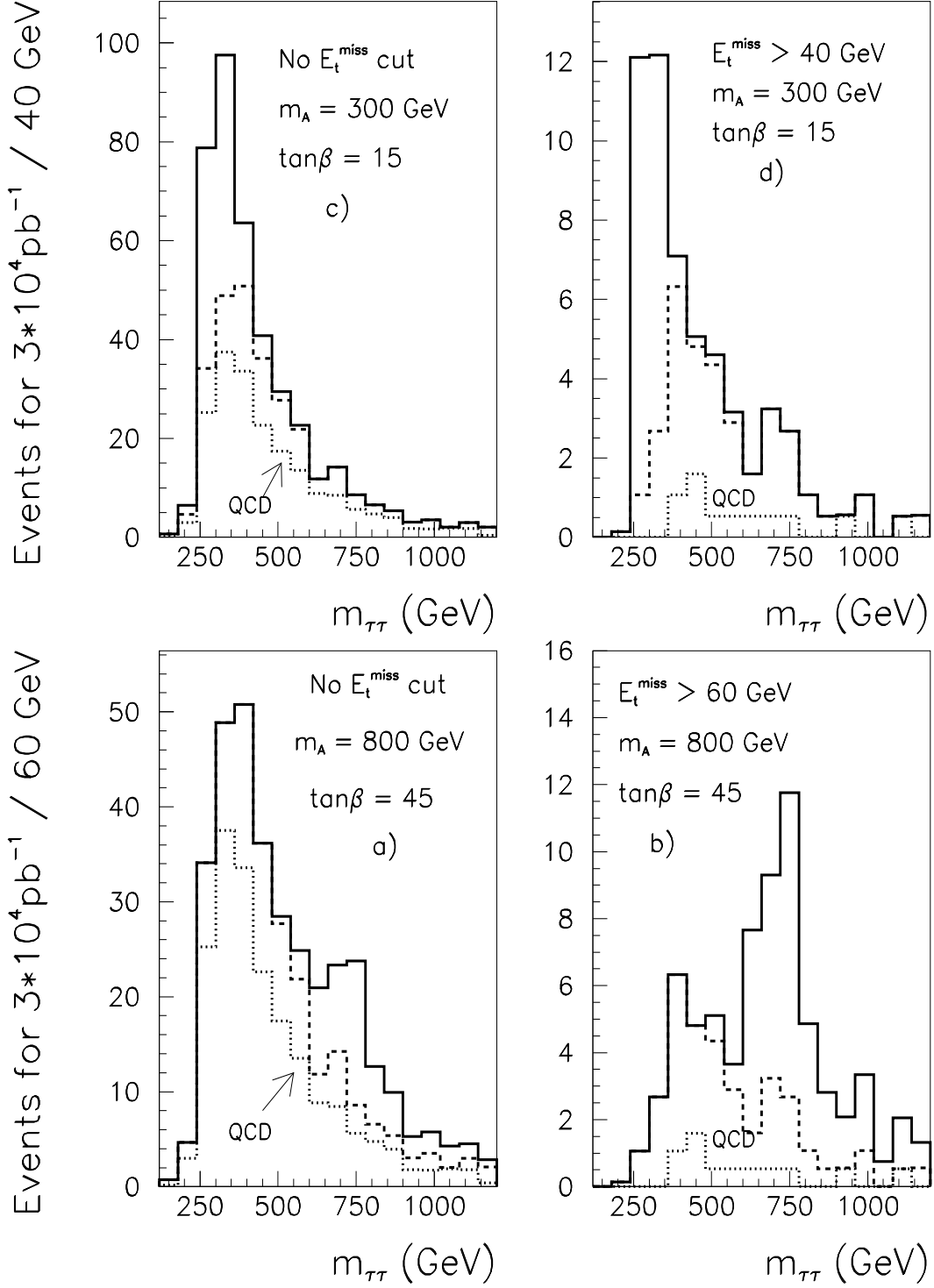


Figure 9: a) Reconstructed Higgs mass for $A, H \rightarrow \tau\tau$ at $m_A = 300 \text{ GeV}$ and $\tan\beta = 15$ over the total background distribution for $3 \times 10^4 \text{ pb}^{-1}$. b) The same as in a) but for $E_t^{\text{miss}} > 40 \text{ GeV}$. c) Reconstructed Higgs mass for $A, H \rightarrow \tau\tau$ at $m_A = 800 \text{ GeV}$ and $\tan\beta = 45$ over the total background distribution for $3 \times 10^4 \text{ pb}^{-1}$. The statistical fluctuations correspond to the expected statistics for $3 \times 10^4 \text{ pb}^{-1}$. No cut is applied in E_t^{miss} . d) The same as in c) but for $E_t^{\text{miss}} > 60 \text{ GeV}$.

Significance contours for SUSY Higgses

Regions of the MSSM parameter space (m_A , $\tan\beta$) explorable through various SUSY Higgs channels

- 5σ significance contours
- two-loop / RGE-improved radiative corrections
- $m_{\text{top}} = 175 \text{ GeV}$, $m_{\text{SUSY}} = 1 \text{ TeV}$, no stop mixing ;

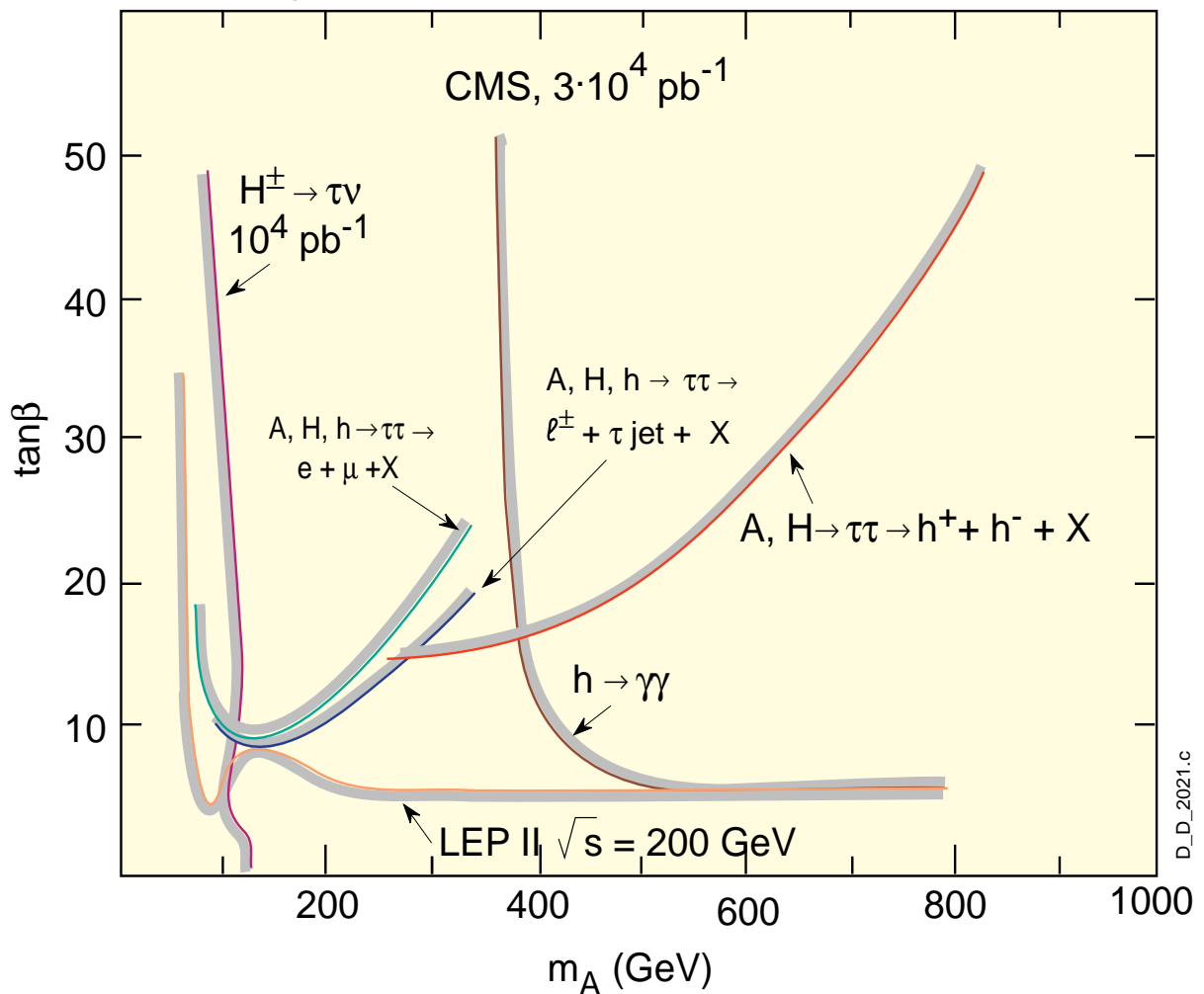


Figure 10: Some 5σ -discovery limits for SUSY Higgses as a function of m_A and $\tan\beta$ for $3 \times 10^4 \text{ pb}^{-1}$ assuming no stop mixing.