

## General relativity in electrical engineering

**Ulf Leonhardt and Thomas G Philbin**

School of Physics and Astronomy, University of St Andrews,  
North Haugh, St Andrews KY16 9SS, UK

E-mail: [ulf@st-andrews.ac.uk](mailto:ulf@st-andrews.ac.uk)

*New Journal of Physics* **8** (2006) 247

Received 26 July 2006

Published 23 October 2006

Online at <http://www.njp.org/>

doi:10.1088/1367-2630/8/10/247

**Abstract.** In electrical engineering metamaterials have been developed that offer unprecedented control over electromagnetic fields. Here, we show that general relativity provides the theoretical tools for designing devices made of such versatile materials. Given a desired device function, the theory describes the electromagnetic properties that turn this function into fact. We consider media that facilitate space-time transformations and include negative refraction. Our theory unifies the concepts operating behind the scenes of perfect invisibility devices, perfect lenses, the optical Aharonov–Bohm effect and electromagnetic analogues of the event horizon, and may lead to further applications.

**Contents**

<b>1. Introduction</b>	<b>2</b>
<b>2. Theory</b>	<b>3</b>
2.1. Electromagnetism in curved coordinates . . . . .	3
2.2. Transformation media . . . . .	4
<b>3. Examples</b>	<b>6</b>
3.1. Perfect invisibility devices. . . . .	6
3.2. Perfect lenses . . . . .	8
3.3. Optical Aharonov–Bohm effect . . . . .	9
3.4. Artificial black holes. . . . .	10
<b>4. Conclusions</b>	<b>12</b>
<b>Acknowledgments</b>	<b>13</b>
<b>Appendix A</b>	<b>13</b>
<b>Appendix B</b>	<b>16</b>
<b>References</b>	<b>17</b>

**1. Introduction**

Modern metamaterials offer remarkable control over electromagnetic fields [1] with applications ranging from invisibility devices [1]–[8] to perfect lenses [9]–[15]. Imagine there were no practical limits on the electromagnetic properties of materials. Given a desired function, how do we find the design of the device that turns this function into fact? In this paper, we show that general relativity provides clear recipes for calculating the required material properties. The practical use of general relativity in electrical engineering may seem surprising: relativity has been associated with the physics of gravitation [16] and cosmology [17] or, in engineering [18], has been considered a complication, not a simplification. But the design concept described here is rooted in a simple idea with a distinguished history: according to Fermat’s principle [5, 19, 20] light rays follow the shortest optical paths in media; they are effective geodesics, and general relativity has developed the theoretical tools for fields in curved geometries<sup>1</sup> [16]. Our theory generalizes the concept behind the perfect invisibility devices [1]–[3] to magneto-electric or moving media and it incorporates negative refraction [9]–[15]. For example, using a simple pictorial argument we show how to design perfect magnifying lenses. Finally, metamaterials may be also applied for laboratory analogues of general relativity, in particular for artificial black holes [21]–[31]. In this way, we unify and generalize a range of physical phenomena that rely on the geometry of media and the recent opportunities of metamaterials.

Metamaterials are materials with designed properties that stem from structure, not substance, whereas man-made structures determine the electromagnetic properties, structures that are smaller than the electromagnetic wavelengths involved. Metamaterials have a long history: mediaeval ruby glass, for example, is a metamaterial. Ruby glass contains nano-scale gold colloids that render the glass neither golden nor transparent, but ruby, depending on the size and concentration of the gold droplets. The colour originates from a resonance of the surface

<sup>1</sup> However, as in other analogue models of gravity [21], we only use some aspects of general relativity, in particular the kinematic aspects, not the dynamic ones.

plasmons [32] on the metallic droplets. Metamaterials *per se* are nothing new: what is new is the degree of control over the structures in the material that generate the desired properties. For example, in the modern version of negatively refracting ruby glass [33] nano-manufactured pairs of gold-pillars on a silicon substrate generate finely tuned plasmon resonances where each pair acts like a designer atom with controllable properties.

Our starting point is not new either: in the early 1920s Gordon [34] noticed that moving isotropic media appear to electromagnetic fields as certain effective space-time geometries. Tamm [35, 36] generalized this geometric approach to anisotropic media and briefly applied this theory [36] to the propagation of light in curved geometries. In 1960 Plebanski [37] formulated the electromagnetic effect of curved space-time or curved coordinates in concise constitutive equations. Dielectric media act on electromagnetic fields as geometries and geometries act as effective media. In 2000, it was understood [38] that the dipole forces of electromagnetic fields in media appear as the effects of geometries as well; electromagnetic fields act as geometries on media, a concept used to identify the conditions for the Abraham or the Minkowski momentum in media [39]. Geometrical ideas have been applied to construct conductivities that are undetectable by static electric fields [40, 41]. Only very recently [1]–[5] meta-material implementations of coordinate transformations were considered as engineering tools, ideas we take further here: we show that general relativity provides the most natural recipes for such engineering applications.

## 2. Theory

### 2.1. Electromagnetism in curved coordinates

A geometry is characterized by the space-time measure [42]  $ds^2 = \sum_{\alpha\beta} g_{\alpha\beta} dx^\alpha dx^\beta$ , the metric, where we denote the space-time coordinates by  $x^\alpha$  with Greek indices running from 0 to 3. Latin indices indicate the spatial coordinates and run from 1 to 3, whereas  $x^0 = ct$  describes time measured in spatial units with  $c$  being the speed of light in vacuum. The matrix  $g_{\alpha\beta}$ , the metric tensor, may vary as a function of the coordinates, because space-time may be curved or because curved coordinates are used in flat space. The determinant  $g$  of  $g_{\alpha\beta}$  measures the four-dimensional (4D) volume of an infinitesimal space-time element as  $\sqrt{-g}$  times the infinitesimal coordinate volume [16, 42]. We denote the matrix inverse of  $g_{\alpha\beta}$  by  $g^{\alpha\beta}$ ; where, as customary in general relativity [16, 42], the position of the indices indicates that  $g_{\alpha\beta}$  is co-variant and  $g^{\alpha\beta}$  is contra-variant under coordinate transformations. For example, flat space in cylindrical coordinates  $ct, r, \varphi, z$  is described by the metric tensor  $g_{\alpha\beta} = \text{diag}(1, -1, -r^2, -1)$  with matrix inverse  $g^{\alpha\beta} = \text{diag}(1, -1, -r^{-2}, -1)$  and determinant  $g = -r^2$ .

As our starting point, we use the result of general relativity [37, 43], derived in appendix A, that the free-space Maxwell equations can be written in the macroscopic form [44]

$$\nabla \cdot \mathbf{D} = \rho, \quad \nabla \times \mathbf{H} = \frac{\partial \mathbf{D}}{\partial t} + \mathbf{j}, \quad \nabla \cdot \mathbf{B} = 0, \quad \nabla \times \mathbf{E} = -\frac{\partial \mathbf{B}}{\partial t}, \quad (1)$$

or, in Cartesian components,

$$\sum_i \frac{\partial D^i}{\partial x^i} = \rho, \quad \sum_i \frac{\partial B^i}{\partial x^i} = 0, \quad (2)$$

$$\sum_{jk} \epsilon^{ijk} \frac{\partial H_k}{\partial x^j} = \frac{\partial D^i}{\partial t} + j^i, \quad \sum_{jk} \epsilon^{ijk} \frac{\partial E_k}{\partial x^j} = -\frac{\partial B^i}{\partial t}, \quad (3)$$

where  $\epsilon^{ijk}$  is the completely antisymmetric Levi-Civita tensor [16]: in Cartesian components  $\epsilon^{ijk}$  is 1 for all cyclic permutations of  $\epsilon^{123}$ ,  $-1$  for all cyclic permutations of  $\epsilon^{213}$  and 0 otherwise. The spatial indices indicate that in this representation  $E_i$  and  $H_i$  form the components of vectors that are co-variant under purely spatial transformations, whereas  $D^i$  and  $B^i$  constitute contra-variant spatial vectors. The charge density  $\rho$  and the current density  $\mathbf{j}$  are given by  $\sqrt{-g} j^0$  and  $c\sqrt{-g} j^i$  of the four-current  $j^\alpha$  [42]. In empty but possibly curved space, the electromagnetic fields are connected by the constitutive equations in SI units [37],

$$\mathbf{D} = \epsilon_0 \epsilon \mathbf{E} + \frac{\mathbf{w}}{c} \times \mathbf{H}, \quad \mathbf{B} = \frac{\mu}{\epsilon_0 c^2} \mathbf{H} - \frac{\mathbf{w}}{c} \times \mathbf{E} \quad (4)$$

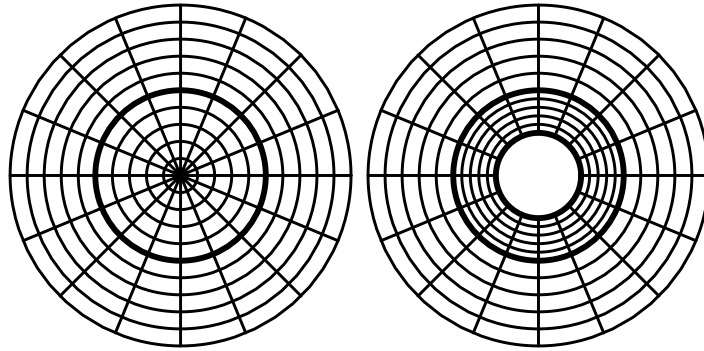
with the symmetric matrices  $\epsilon$  and  $\mu$  and the vector  $\mathbf{w}$  given as [37]

$$\epsilon = \mu = -\frac{\sqrt{-g}}{g_{00}} g^{ij}, \quad w_i = \frac{g_{0i}}{g_{00}}. \quad (5)$$

In dielectric media, the  $\mathbf{E}$ ,  $\mathbf{B}$  vectors generate electric polarizations and magnetizations that constitute the  $\mathbf{D}$ ,  $\mathbf{H}$  fields. The constitutive equations are described here in implicit form, but one can also write  $\mathbf{D}$ ,  $\mathbf{H}$  as functions of  $\mathbf{E}$  and  $\mathbf{B}$  [18]. We see that empty but curved space-time manifolds or curved coordinates appear as effective dielectric media. The electric permittivity  $\epsilon$  and the magnetic permeability  $\mu$  are equal, as in perfect impedance matching [44]. In addition, in the general case, in which  $\epsilon$  and  $\mu$  are not multiples of the identity, they represent an anisotropic medium. The  $\mathbf{w}$  vector describes a magneto-electric coupling between the magnetic and the electric fields. Some materials are magneto-electric, but the simplest example is a moving medium [18, 38, 45], because a moving medium responds to the electromagnetic field in locally co-moving frames and Lorentz transformations from the laboratory frame naturally mix electric and magnetic fields [18, 45]. Summarizing, one can say that empty space appears as an impedance-matched anisotropic magneto-electric or moving medium.

## 2.2. Transformation media

Since empty space appears as a medium, what happens if a medium appears as empty space [1]–[5]? Consider the following situation: suppose that the constitutive equations (4) of the medium fit the equations (5) of empty flat space in some curved coordinates. The medium thus maps the electromagnetism in this virtual empty space to physical space, see, for example, figure 1. Such media are called *transformation media* [1]. We call the virtual space electromagnetic space-time, in analogy to optical space [4]. Imagine we invert the coordinate transformation from electromagnetic space-time to physical space: the medium would disappear. For instance, in electromagnetic space-time, light would travel along straight lines, whereas in physical space light rays follow the curved lines of the transformed coordinate grid. Of course, this apparent curvature is an illusion, because in theory it is removable by the inverse coordinate transformation: but, in practice, one can exploit this apparent curvature to create illusions [1]–[5].



**Figure 1.** Transformation media implement coordinate transformations. The left figure shows an orthogonal grid of coordinates in electromagnetic space (a slice of cylindrical coordinates at constant  $z$ ). The right figure shows the transformed grid in physical space that corresponds to the invisibility device described by equation (11) and illustrated in figure 2.

We use primes to denote the geometry and coordinates of electromagnetic space-time.<sup>2</sup> For keeping the theory as flexible as possible, we describe physical space in another set of arbitrary spatial coordinates  $x^i$  with spatial metric  $\gamma_{ij}$  and determinant  $\gamma$ . For example, we may wish to use cylindrical coordinates  $r, \varphi, z$  with spatial metric tensor  $\gamma_{ij} = \text{diag}(1, r^2, 1)$  and  $\gamma = r^2$ . Since the transformation medium exploits differences in the coordinates of physical space and electromagnetic space-time, the metric  $\gamma_{ij}$  should differ from the spatial part of the effective geometry  $g_{\alpha\beta}$  generated by the medium.

The transformation rules of tensors in general relativity give rise to a simple recipe for the construction of media that facilitate space-time coordinate transformations. Contra-variant tensors are transformed as [16, 18, 42]

$$g^{\alpha\beta} = \sum_{\alpha'\beta'} \frac{\partial x^\alpha}{\partial x'^{\alpha'}} \frac{\partial x^\beta}{\partial x'^{\beta'}} g'^{\alpha'\beta'}. \quad (6)$$

The transformed inverse metric serves as the building block of the dielectric tensors (5) of the medium. If we wish to express physical space in arbitrary coordinates, we need to consider a subtlety that appears when we write the divergences in Maxwell's equations (2) in spatially co-variant form [42]

$$\frac{1}{\sqrt{\gamma}} \sum_i \frac{\partial \sqrt{\gamma} D^i}{\partial x^i} = \rho, \quad \frac{1}{\sqrt{\gamma}} \sum_i \frac{\partial \sqrt{\gamma} B^i}{\partial x^i} = 0. \quad (7)$$

The  $\varepsilon^{ij}$  and  $\mu^{ij}$  tensors are naturally contra-variant with respect to the background geometry of physical space, but  $\gamma$  differs from  $-g$ , in general. Consequently, for writing the medium as an active coordinate transformation, we need to multiply  $\mathbf{D}$  and  $\mathbf{B}$  by  $\sqrt{\gamma}$  in the constitutive equations (4) and re-scale  $\rho$  and  $\mathbf{j}$  accordingly, which is also consistent with the form of the Levi-Civita tensor in curved coordinates [16] in the curls in Maxwell's equations (3). However,

<sup>2</sup> We use the opposite notation of [1] since, we believe, it is more logical.

a second subtlety arises from the curls: the coordinate transformation may turn a right-handed coordinate system into a locally left-handed one. The coordinate directions change handedness when the product of the eigenvalues of the Jacobian matrix  $\partial x^i / \partial x^j$  changes sign, i.e. when the Jacobian changes from positive to negative. The problem is that the curls (3) implicitly assume a right-handed system, because  $\epsilon^{ijk}$  changes sign under coordinate transformations from right to left-handed systems. Consequently, wherever this is the case, we need to invert the sign of  $\epsilon$ ,  $\mu$  and  $\rho$ ,  $\mathbf{j}$ . The transformation to a left-handed coordinate system thus corresponds to negative refraction [14, 15] occurring in what has, for other reasons [15], been fittingly described as left-handed media.<sup>3</sup> Taking all this into account, we arrive at the simple recipe

$$\epsilon^{ij} = \mu^{ij} = \mp \frac{\sqrt{-g}}{\sqrt{\mathcal{V}}} \frac{g^{ij}}{g_{00}}, \quad w_i = \frac{1}{\sqrt{\mathcal{V}}} \frac{g_{0i}}{g_{00}}. \quad (8)$$

The  $\mp$  sign indicates the handedness: minus for right-handed transformations and plus for locally left-handed ones. Starting from the inverse metric  $g^{\alpha\beta}$  in electromagnetic space, the  $g^{\alpha\beta}$  matrix is calculated according to the transformation rule (6). The matrix inverse of  $g^{\alpha\beta}$  gives the metric tensor  $g_{\alpha\beta}$  and the inverse of the determinant of  $g^{\alpha\beta}$  gives  $g$ . Equations (8) specify the required electromagnetic properties that will turn the coordinate transformation into reality. In the special case of right-handed and purely spatial transformations our recipe agrees with the theory of [1, 56], see appendix B, where however, instead of the contra-variant  $\epsilon$  and  $\mu$ , mixed tensors occur with one of the indices lowered by the spatial metric,

$$\epsilon_k^i = \mu_k^i = \sum_j \epsilon^{ij} \gamma_{jk}. \quad (9)$$

Here, we consider more general transformations that may mix space and time and that may be multivalued. As long as the matrix (6) is single-valued and not explicitly time-dependent such a device is physically allowed and stationary.


The coordinate transformation encodes the function of the device. Outside of it, the electromagnetic coordinates agree with the coordinates of physical space: the transformation is trivial;  $\epsilon$  and  $\mu$  are unity and  $\mathbf{w}$  vanishes. Inside the device, electromagnetic fields are controlled as prescribed by the coordinate transformation. If the physical coordinates enclose a hole one obtains the blueprint of an invisibility device [1]–[5]. We show in the next section that perfect lensing [9]–[15], the optical Aharonov–Bohm effect [22, 23, 57, 58] and optical black holes [21]–[31] can be understood as applications of the same idea as well.

### 3. Examples

#### 3.1. Perfect invisibility devices

Perfect invisibility devices [1]–[3] facilitate coordinate transformations with holes: suppose that electromagnetic space does not cover the entire physical space; the medium excludes electromagnetic fields in certain regions, but smoothly fits them to fields outside the device.

<sup>3</sup> Negative refraction in left-handed media is not related to the case of negative phase velocities in gravity [46]–[53], because transformations to left-handed or any other coordinates have no physical significance there, in contrast to transformations facilitated by media. Note also that the papers [46]–[53] have been criticized [54, 55].



**Figure 2.** Invisibility device. The transformation medium (11) acts as an invisibility cloak, guiding light around the interior of the cloak without causing any distortion. The device facilitates the coordinate transformation illustrated in figure 1.

Therefore, electromagnetic radiation is naturally guided around the excluded regions. The medium cloaks these regions such that any object placed inside is hidden without revealing anything to the outside world. Perfect invisibility devices [1]–[3] must employ anisotropic media, because the inverse scattering problem for waves in isotropic media has unique solutions [59, 60]. They also require media where the phase velocity of light approaches infinity at the inside of the cloaking layer, because coordinate transformations with holes rip apart points of zero volume in electromagnetic space and tear them to finite volumes in physical space, unless the coordinate transformation is singular. To prove this, consider the determinant of the  $\varepsilon$  and  $\mu$  tensor (8). For an invisibility device [1]–[3] only space is transformed, so  $\mathbf{w}$  vanishes,  $g_{00}$  is unity and  $-g$  is reduced to the inverse of the determinant of the spatial components  $g^{ij}$ . For  $\det \varepsilon$  we obtain from equations (6) and (8) in 3D space in terms of the Jacobian [42]

$$\det \varepsilon = (-g)^{1/2} \gamma^{-3/2} = (-g')^{1/2} \gamma^{-3/2} \frac{\partial(x'^1, x'^2, x'^3)}{\partial(x^1, x^2, x^3)}. \quad (10)$$

At a point of measure zero  $\sqrt{-g'}$  vanishes and so does  $\det \varepsilon$ , the product of the eigenvalues of  $\varepsilon$  and  $\mu$ . Consequently, at least one of the eigenvalues of  $\varepsilon$  and  $\mu$  are zero; therefore in at least one direction of the anisotropic medium the phase-velocity of light diverges near the inside of the cloak. The speed of light in media can reach high values in narrow frequency ranges or, naturally, for static fields. On the other hand, invisibility devices that are only perfect within the limits of geometrical optics [4]–[6] are not subject to such constraints [6].

Figure 2 illustrates a cylindrical invisibility device that stretches the  $z$ -axis out in the radial direction to a full cylinder of radius  $R_1$ , compressed within a cylindrical volume of radius  $R_2$ ,

as shown in figure 1. This device is an invisibility cloak of thickness  $R_2 - R_1$  where anything placed inside the inner radius  $R_1$  is hidden. We obtain from the theory

$$r = R_1 + r' \frac{R_2 - R_1}{R_2} \implies \varepsilon_j^i = \frac{R_2}{R_2 - R_1} \frac{r'}{r} \text{diag} \left( \frac{(R_2 - R_1)^2}{R_2^2}, \frac{r^2}{r'^2}, 1 \right), \quad (11)$$

within  $R_1 \leq r \leq R_2$  or, equivalently,  $0 \leq r' \leq R_2$ . Clearly, close to the lining of the cloak at  $r \rightarrow R_1$  where  $r' \rightarrow 0$  the speed of light in the  $r$  and  $z$  directions diverges, whereas in  $\varphi$  direction the phase velocity tends to zero.

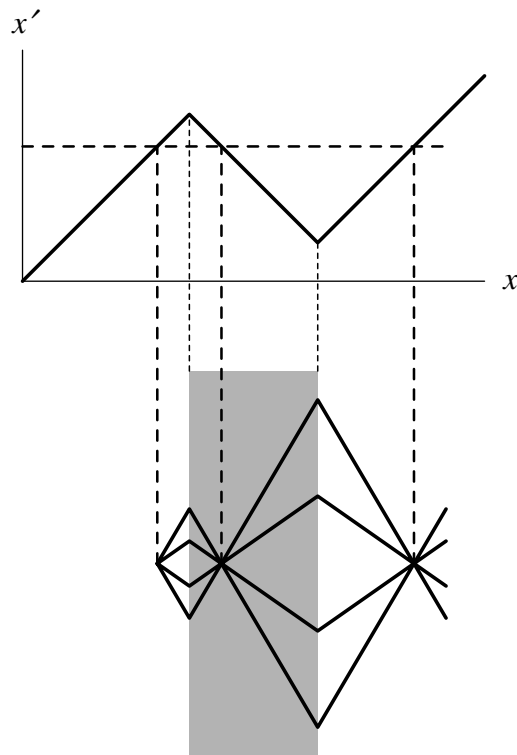
### 3.2. Perfect lenses

In perfect invisibility devices, electromagnetic space does not cover the entire physical space; here, we show that perfect lenses correspond to multi-valued electromagnetic space: single points in electromagnetic space are mapped to multiple points in physical space. Consider in Cartesian coordinates the transformation  $x(x')$  illustrated in figure 3, whereas all other coordinates are not changed. In the fold of the function  $x(x')$  a point  $x'$  in electromagnetic space has three faithful images in physical space. Obviously, electromagnetic fields at one of those points are perfectly imaged on to the other: the device is a perfect lens [9]. Such perfect lensing requires left-handed media with negative  $\varepsilon$  and  $\mu$  [14, 15], because inside the device, i.e. inside of the  $x'$  fold, the derivative of  $x(x')$  becomes negative and the coordinate system changes handedness. We obtain from our recipe (8) the compact result

$$\varepsilon = \mu = \text{diag} \left( \frac{dx}{dx'}, \frac{dx'}{dx}, \frac{dx'}{dx} \right). \quad (12)$$

At the place where the transition from right-handed to left-handed coordinates occurs, the derivative of  $x(x')$  is undefined and so are  $\varepsilon$  and  $\mu$ , but this has no adverse effect in practice [61]. It simply describes the discontinuity at the boundary of the medium where our transformation  $x'(x)$  automatically gives the correct boundary conditions [44], because Maxwell's equations are satisfied arbitrarily close to the boundary.


Equation (12) shows that when  $dx'/dx$  is  $-1$  inside the device and  $+1$  outside, we obtain the standard perfect lens [9]–[15] based on an isotropic left-handed material with  $\varepsilon = \mu = -1$  inside. Perfect lensing was first analysed [9] as the imaging of evanescent waves in a slab of negatively refracting material, waves that may carry images finer than the optical resolution limit [19]. Various aspects of this idea [9] have been subject to a considerable theoretical debate [62]–[66], but recent experiments [10]–[13] confirmed sub-resolution imaging. Our pictorial argument leads to a simple intuitive explanation of why such lenses are indeed perfect. Furthermore, we see that lenses with  $\varepsilon = \mu = -1$  are not the most general choice. One could use an anisotropic medium to magnify perfect images, in contrast to the existing examples [10]–[13], by embedding the source or the image in transformation media with  $|dx'/dx| \neq 1$ . Additionally, our picture turns out [67] to give an intuitive explanation why the Casimir force [68, 69] in media with negative refraction may turn from attraction to repulsion, possibly to the extend of levitating objects on quantum zero-point fluctuations [67].



**Figure 3.** Perfect lens. Negatively refracting perfect lenses employ transformation media. The top figure shows a suitable coordinate transformation from the physical  $x$ -axis to the electromagnetic  $x'$ ; the lower figure illustrates the corresponding device. The inverse transformation from  $x'$  to  $x$  is either triple- or single-valued. The triple-valued segment on the physical  $x$ -axis corresponds to the focal region of the lens: any source point has two images, one inside the lens and one on the other side. Since the device facilitates an exact coordinate transformation, the images are perfect with a resolution below the normal diffraction limit [19]: the lens is perfect [9]. In the device, the transformation changes right-handed into left-handed coordinates. Consequently, the medium employed here is left-handed, with negative refraction [15].

### 3.3. Optical Aharonov–Bohm effect

Perfect invisibility devices and perfect lenses exploit transformation media with non-trivial topology, with excluded regions in physical space or folds in electromagnetic space. Here we consider an example where the transformation to physical space is multi-valued, but the medium is single-valued and hence physically allowed: the optical Aharonov–Bohm effect [22, 23, 57, 58]. One can demonstrate this effect with light passing through a water vortex [22] or with slow light in Bose–Einstein condensates [23]. Note that the effect is related to the Aharonov–Bohm effect with surface waves [70]–[72] and to the gravitational Aharonov–Bohm effect [73]. The optical Aharonov–Bohm effect is an example of a transformation medium that mixes space and time,



**Figure 4.** Aharonov–Bohm effect. A fluid vortex generates the optical Aharonov–Bohm effect described by the coordinate transformation (13). Light, incident from the right, is Fresnel-dragged by the moving medium: light propagating with the flow is advanced, whereas light propagating against the current is retarded. The wave should develop the phase slip shown in the left-hand side figure. However, although the transformation (13) is exact, physical space-time would be described in multi-valued coordinates here. Instead of the simple phase slip, the light turns out to exhibit the characteristic interference pattern illustrated in the right-hand side figure [74, 75].

and yet the medium is stationary. Consider in cylindrical coordinates the transformation

$$ct = ct' + a\varphi', \quad r = \frac{r'}{n}, \quad \varphi = \varphi', \quad z = \frac{z'}{n}, \quad (13)$$

with the constants  $n$  and  $a$ . We obtain from our theory (8) that the medium is isotropic with refractive index  $n$  and is magneto-electric with  $w_i = (0, a/r, 0)$ , which corresponds to a fluid vortex with velocity profile  $\mathbf{u}/c = \mathbf{w}/(n^2 - 1)$ , as we see comparing equation (4) with the constitutive equations of moving media [18, 45] in lowest relativistic order. Normally, a moving medium Fresnel-drags light [22], but in the case of a vortex, light rays follow straight lines, because the transformation (13) changes only time, such that straight rays in electromagnetic space are mapped on to straight lines in physical space. Similarly, in the original Aharonov–Bohm effect [74, 75] electron rays are not bent by a magnetic vortex, but they develop a phase slip in the direction of incidence. In our case, when the light has passed the vortex, the time change in the transformation (13) results in a phase slip of  $\pm\pi ak$ , where  $k$  is the wavenumber, depending on whether the light propagates with or against the current, see figure 4. The coordinate transformation to physical space-time is multi-valued, with a branch cut in the direction of incidence, resembling the infinitely sheeted Riemann surfaces around a logarithmic branch point [76], but the medium is single-valued and has the simple physical interpretation of a moving fluid forming a vortex.

### 3.4. Artificial black holes

Moving isotropic media generate the effective space-time geometry discovered by Gordon in 1923 [34]. Consider an effectively 1D situation where the medium is moving in  $x$ -direction and the electromagnetic field varies along the  $x$ -axis with field vectors pointing orthogonal to  $x$ .

An impedance-matched medium of refractive index  $n$  and velocity  $u$  is described by the inverse metric tensor [22, 34, 38]

$$g^{\alpha\beta} = \begin{pmatrix} 1 & 0 & 0 & 0 \\ 0 & -1 & 0 & 0 \\ 0 & 0 & -1 & 0 \\ 0 & 0 & 0 & -1 \end{pmatrix} + \frac{n^2 - 1}{1 - u^2/c^2} \begin{pmatrix} 1 & u/c & 0 & 0 \\ u/c & u^2/c^2 & 0 & 0 \\ 0 & 0 & 0 & 0 \\ 0 & 0 & 0 & 0 \end{pmatrix}. \quad (14)$$

Both the velocity  $u$  and the index  $n$  may vary. We show that this effective geometry is generated from empty space by the coordinate transformation

$$ct' = \frac{c}{2}(t_- + t_+), \quad x' = \frac{c}{2}(t_- - t_+), \quad t_{\pm} = t - \int \frac{n \pm u/c}{nu \pm c} dx, \quad (15)$$

as long as we restrict our attention to fields varying in  $x$ -direction. For this, we use the transformation rule (6), but from un-primed to primed space-time, and find that

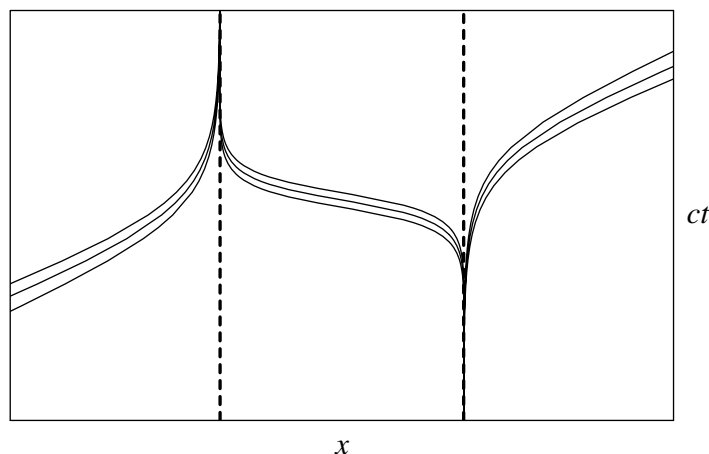
$$g'^{\alpha\beta} = \text{diag} \left( \frac{n^2(c^2 - u^2)}{c^2 - n^2u^2}, -\frac{n^2(c^2 - u^2)}{c^2 - n^2u^2}, -1, -1 \right). \quad (16)$$

In electromagnetic space-time, we are free to apply the recipe (8) for assigning the medium properties as well as in physical space. We find  $\varepsilon' = \mu' = 1$  in the directions orthogonal to  $x$  and  $w' = 0$ : vacuum, which proves our point. Here wave packets are superpositions of waves propagating in positive or negative direction as functions of either  $t_+$  or  $t_-$ . Substituting for  $t_{\pm}$  the representations (15) as functions of  $ct$  and  $x$ , we obtain the electromagnetic waves in physical space. The transformation (15) describes the relativistic addition theorem of velocities [18, 42] for the medium and light propagating in the positive or negative direction.

Interesting phenomena occur when the velocity of the medium,  $u$ , reaches the speed of light in the medium,  $c/n$ , which is possible in theory and perhaps also in practice. In this case, the integral in  $t_{\pm}$  develops a logarithmic singularity. Light propagating against the current freezes with exponentially increasing oscillations at a horizon [77], see figure 5. This horizon is completely analogous to the event horizon of the black hole if the light is escaping from a superluminal region and to a white hole if the light is attempting to enter a counter-propagating superluminal medium [30]. A horizon cuts physical space-time into two distinct regions without possible communication in one direction. It corresponds to two disconnected branches of multi-valued electromagnetic space-time, where each branch maps to one of the regions in physical space. On the other hand, in the case of perfect lensing the folds of electromagnetic space are finite and connected. Horizons are predicted to exhibit remarkable quantum effects [77], in particular Hawking radiation [78], that are extremely difficult to observe in astronomy, but may possibly be demonstrated in laboratory analogues [21]–[31]. Our method suggests a magneto-electric analogue of the event horizon, perhaps with metamaterials, if we interpret the effective geometry (14) as generating the constitutive equations (4) expressed in terms of the  $D$  and  $H$  fields as

$$D_y = \varepsilon_0 \frac{(n^2 - u^2/c^2)E_y - (n^2 - 1)uB_z}{n(1 - u^2/c^2)}, \quad H_y = \varepsilon_0 \frac{(c^2 - n^2u^2)B_y - (n^2 - 1)uE_z}{n(1 - u^2/c^2)}. \quad (17)$$

Here, the functions  $n$  and  $u$  of the moving medium appear as parameters of a magneto-electric material at rest. The material establishes horizons at  $u = c/n$  without singular dielectric



**Figure 5.** Event horizons. Space-time diagram showing light propagation near two artificial event horizons, a white-hole horizon at the left-hand side and a black-hole horizon at the right-hand side. The horizons could be made by a medium moving from the right-hand side to the left. The places  $x$  where the medium velocity reaches the local speed of light in the medium are the horizons. At the black-hole horizon the medium turns from subluminal to superluminal velocity; at the white-hole horizon it returns to subluminal speed. The exponential confinement near the horizons translates into exponential red shifts of optical oscillations at the black hole and exponential blue shifts at the white hole. Magneto-electric media could mimic the moving medium generating the horizons.

properties, in contrast to the previous proposal [24]. General relativity can be put to practical use in electrical engineering, but electrical engineering may be also used for demonstrating some elusive effects of general relativity.

#### 4. Conclusions

Perfect invisibility devices [1]–[3], perfect lenses [9]–[15], the optical Aharonov–Bohm effect [22, 23, 57, 58] and artificial event horizons [21]–[31] are all examples of one unifying concept: electromagnetic media that facilitate coordinate transformations. Adopting ideas from general relativity [34]–[43], we developed a concise formalism for finding the properties of metamaterials that turn a desired function into fact. We extended the previously reported method [1]–[3] to media that act as space-time transformations and that may exhibit negative refraction and other signs of multi-valued transformations. The concepts of general relativity lead to practical applications in electrical engineering.

Of course, here we exploited only some of the aspects of general relativity: we used the physics of curved space, but not the physics [16] that creates space-time curvature in gravity. In our case, electromagnetic metamaterials, not masses, create effective geometries. On the other hand, we also extended some concepts beyond their normal use in general relativity. In general relativity, coordinate transformations are theoretical techniques to describe the physics of curved space-time, they have no influence on the physics itself, whereas here we considered

active transformations generated by real dielectric media. Transformation media do have physical effects, sometimes dramatic ones.

The most interesting properties of transformation media seem to stem from non-trivial topologies: spaces with holes in the case of invisibility devices, coordinate folds for negative refraction, multi-valued transformations for the Aharonov–Bohm effect and multiple sheets of electromagnetic space-time in the case of artificial event horizons. Our theory can be extended in at least two directions. So far we have assumed that electromagnetic space-time is empty, but one could easily incorporate media with non-trivial  $\varepsilon'$  and  $\mu'$  here. We have also assumed that the mapping between electromagnetic fields in real and fictitious space is exact. In practice, the accuracy of geometrical optics [19] is often completely sufficient; one could further generalize our method to include transformations that are only exact within the validity range of geometrical optics. Optical conformal mapping [4, 5] is such an example. These more general transformation media act as local transformations of the dispersion relation of light waves. They all share the same spirit: electromagnetic media act as effective geometries.

## Acknowledgments

We thank John Allen, Ildar Gabitov, Andrew Green, Chris Hooley, Natalia Korolkova and Irina Leonhardt for their help and helpful comments. Our work was supported by the Leverhulme Trust and the Engineering and Physical Sciences Research Council.

## Appendix A

In this appendix, we show that the free-space Maxwell equations in generally covariant form are equivalent to Maxwell's equations in a material medium with constitutive equations (4) and (5). The generally covariant Maxwell equations are [16, 42]

$$F_{[\mu\nu;\lambda]} = \partial_{[\lambda} F_{\mu\nu]} = 0, \quad \varepsilon_0 F_{;\nu}^{\mu\nu} = \frac{\varepsilon_0}{\sqrt{-g}} \partial_\nu (\sqrt{-g} F^{\mu\nu}) = j^\mu, \quad (\text{A.1})$$

where  $F_{\mu\nu}$  denotes the electromagnetic field tensor,  $j^\mu$  is the four-current, the square brackets denote antisymmetrization and the semi-colon indicates covariant differentiation. We employ Einstein's summation convention over repeated indices. The covariant tensor  $F_{\mu\nu}$  contains the  $\mathbf{E}$  and  $\mathbf{B}$  fields in the usual manner:

$$F_{\mu\nu} = \begin{pmatrix} 0 & E_x & E_y & E_z \\ -E_x & 0 & -cB_z & cB_y \\ -E_y & cB_z & 0 & -cB_x \\ -E_z & -cB_y & cB_x & 0 \end{pmatrix}. \quad (\text{A.2})$$

We define a quantity  $H^{\mu\nu}$  with contravariant indices by

$$H^{\mu\nu} = \varepsilon_0 \sqrt{-g} F^{\mu\nu} = \varepsilon_0 \sqrt{-g} g^{\mu\lambda} g^{\nu\rho} F_{\lambda\rho} \quad (\text{A.3})$$

$$\implies F_{\mu\nu} = \frac{1}{\varepsilon_0 \sqrt{-g}} g_{\mu\lambda} g_{\nu\rho} H^{\lambda\rho}, \quad (\text{A.4})$$

and regard  $H^{\mu\nu}$  as being constructed from  $\mathbf{D}$  and  $\mathbf{H}$  fields as follows:

$$H^{\mu\nu} = \begin{pmatrix} 0 & -D_x & -D_y & -D_z \\ D_x & 0 & -H_z/c & H_y/c \\ D_y & H_z/c & 0 & -H_x/c \\ D_z & -H_y/c & H_x/c & 0 \end{pmatrix}. \quad (\text{A.5})$$

Then, introducing a new four-current  $J^\mu = \sqrt{-g}j^\mu$ , Maxwell's equations (A.1) can be written

$$\partial_{[\lambda} F_{\mu\nu]} = 0, \quad \partial_\nu H^{\mu\nu} = J^\mu, \quad (\text{A.6})$$

which are the electromagnetic equations in a material medium, described by the constitutive equations (A.2)–(A.5), with free charge and current densities  $J^\mu$ .

To obtain relations between the vector fields  $\mathbf{D}$ ,  $\mathbf{H}$  and  $\mathbf{E}$ ,  $\mathbf{B}$  consider first the components  $F_{0i}$ ; from equations (A.2), (A.4) and (A.5), one obtains

$$E_i = \frac{1}{\varepsilon_0 \sqrt{-g}} (g_{i0} g_{j0} - g_{ij} g_{00}) D_j - \frac{c}{\varepsilon_0 \sqrt{-g}} [jkl] g_{0j} g_{ik} H_l, \quad (\text{A.7})$$

where  $[jkl]$  denotes the completely antisymmetric permutation symbol [16] with  $[xyz] = +1$ . We simplify this result as follows. The identity

$$g_{\mu\lambda} g^{\lambda\nu} = \delta_\mu^\nu$$

gives

$$g_{i\lambda} g^{\lambda 0} = 0 \implies g_{i0} = -\frac{1}{g^{00}} g_{ij} g^{j0}, \quad (\text{A.8})$$

$$g_{0\lambda} g^{\lambda i} = 0 \implies g^{i0} = -\frac{1}{g_{00}} g^{ij} g_{j0}, \quad (\text{A.9})$$

$$g_{j\lambda} g^{\lambda i} = g_{j0} g^{0i} + g_{jk} g^{ki} = \delta_j^i. \quad (\text{A.10})$$

Use of equations (A.8) or (A.9) in equation (A.10) produces the two relations

$$\left( g^{ij} - \frac{1}{g^{00}} g^{i0} g^{j0} \right) g_{kj} = \delta_j^i, \quad g^{ik} \left( g_{kj} - \frac{1}{g_{00}} g_{k0} g_{j0} \right) = \delta_j^i, \quad (\text{A.11})$$

which reveal inverse-related  $3 \times 3$  matrices. In view of equations (A.10) and (A.11), transvection of (A.7) by  $g^{li}$  yields

$$D_i = -\frac{\varepsilon_0 \sqrt{-g}}{g_{00}} g^{ij} E_j + \frac{\varepsilon_0 c}{g_{00}} [ijk] g_{j0} H_k, \quad (\text{A.12})$$

the first of the constitutive equations (4) with (5).

To obtain the second constitutive relation, we employ the tensors dual to  $F_{\mu\nu}$  and  $H^{\mu\nu}$ . This requires use of the 4D Levi-Civita tensor [16], given by

$$\epsilon_{\mu\nu\lambda\rho} = \sqrt{-g} [\mu\nu\lambda\rho], \quad \epsilon^{\mu\nu\lambda\rho} = -\frac{1}{\sqrt{-g}} [\mu\nu\lambda\rho], \quad [0123] = +1. \quad (\text{A.13})$$

The dual tensors  $*F^{\mu\nu}$  and  $*H_{\mu\nu}$  are defined by [16]

$$*F^{\mu\nu} = \frac{1}{2}\epsilon^{\mu\nu\lambda\rho}F_{\lambda\rho} \implies F_{\mu\nu} = \frac{1}{2}\epsilon_{\mu\nu\lambda\rho}*F^{\lambda\rho}, \quad (\text{A.14})$$

$$*H_{\mu\nu} = \frac{1}{2}\epsilon_{\mu\nu\lambda\rho}H^{\lambda\rho} \implies H^{\mu\nu} = \frac{1}{2}\epsilon^{\mu\nu\lambda\rho}*H^{\lambda\rho}, \quad (\text{A.15})$$

so they have components

$$*F^{\mu\nu} = \frac{1}{\sqrt{-g}} \begin{pmatrix} 0 & -cB_x & -cB_y & -cB_z \\ cB_x & 0 & E_z & -E_y \\ cB_y & -E_z & 0 & E_x \\ cB_z & E_y & -E_x & 0 \end{pmatrix}, \quad (\text{A.16})$$

$$*H_{\mu\nu} = \sqrt{-g} \begin{pmatrix} 0 & H_x/c & H_y/c & H_z/c \\ -H_x/c & 0 & D_z & -D_y \\ -H_y/c & -D_z & 0 & D_x \\ -H_z/c & D_y & -D_x & 0 \end{pmatrix}. \quad (\text{A.17})$$

Re-expressed in terms of the dual tensors, the constitutive equations (A.3) and (A.4) read

$$*H_{\mu\nu} = \epsilon_0\sqrt{-g}g_{\mu\lambda}g_{\nu\rho}*F^{\lambda\rho}, \quad (\text{A.18})$$

$$*F^{\mu\nu} = \frac{1}{\epsilon_0\sqrt{-g}}g^{\mu\lambda}g^{\nu\rho}*H_{\lambda\rho}. \quad (\text{A.19})$$

Writing out  $*H_{0i}$  using equations (A.16)–(A.18), one finds

$$H_i = -\frac{\epsilon_0 c^2}{\sqrt{-g}}(g_{00}g_{ij} - g_{i0}g_{j0})B_j + \frac{\epsilon_0 c}{\sqrt{-g}}[jkl]g_{j0}g_{ik}E_l. \quad (\text{A.20})$$

Comparison of this with equations (A.7) and (A.12) shows that

$$B_i = -\frac{\sqrt{-g}}{\epsilon_0 c^2 g_{00}}g^{ij}H_j - \frac{1}{\epsilon_0 c g_{00}}[ijk]g_{j0}E_k, \quad (\text{A.21})$$

which is the second of the constitutive equations (4) with (5).

Clearly, several other relations between  $\mathbf{D}$ ,  $\mathbf{H}$ ,  $\mathbf{E}$  and  $\mathbf{B}$  are contained in (A.3) and (A.4), and (A.18) and (A.19). For example, to express  $\mathbf{D}$  and  $\mathbf{H}$  in terms of  $\mathbf{E}$  and  $\mathbf{B}$ , as is done in equation (17), we need only take the time-space components of (A.3), obtaining

$$D_i = \epsilon_0\sqrt{-g}(g^{i0}g^{j0} - g^{ij}g^{00})E_j - \epsilon_0 c\sqrt{-g}[jkl]g^{k0}g^{ij}B_l, \quad (\text{A.22})$$

and the required formulae are equations (A.20) and (A.22).

## Appendix B

In this appendix, we show that the expressions for  $\varepsilon^{ij}$  and  $\mu^{ij}$  derived in [56] and utilized in [1] are a special case of the formalism used in this paper. Consider the effective  $\varepsilon^{ij}$  and  $\mu^{ij}$  resulting from a transformation of the *spatial* coordinates of a Minkowski system. From equation (5) we obtain

$$\varepsilon^{ij} = -\sqrt{-g}g^{ij}\varepsilon', \quad \mu^{ij} = -\sqrt{-g}g^{ij}\mu', \quad (\text{B.1})$$

where we have allowed for general isotropic permittivity and permeability  $\varepsilon' \neq 1$ ,  $\mu' \neq 1$  in electromagnetic space.

Rescale the spatial coordinate basis vectors  $\partial_i$  so that they form a (in general non-coordinate) basis  $\mathbf{u}_i$  of vectors of unit length:

$$\mathbf{u}_i = \frac{1}{\sqrt{-g_{ii}}}\partial_i, \quad \mathbf{g}(\mathbf{u}_i, \mathbf{u}_i) = 1 \quad (\text{no summation}). \quad (\text{B.2})$$

Let  $\bar{g}_{ij}$  be the components of the metric tensor in the basis  $\mathbf{u}_i$ :

$$\bar{g}_{ij} = \mathbf{g}(\mathbf{u}_i, \mathbf{u}_j) = \frac{1}{\sqrt{g_{ii}g_{jj}}}g_{ij} \quad (\text{no summation}). \quad (\text{B.3})$$

We need to compute the triple product  $\mathbf{u}_1 \cdot (\mathbf{u}_2 \times \mathbf{u}_3)$  in the coordinate basis  $\partial_i$ ; for this we require the 3D Levi-Civita tensor in this basis:

$$\varepsilon_{ijk} = \sqrt{-g}[ijk], \quad \varepsilon^{ijk} = -\frac{1}{\sqrt{-g}}[ijk], \quad (\text{B.4})$$

where  $g$  is both the determinant of the space-time metric and the negative determinant of the spatial metric  $g_{ij}$  since  $g_{00} = 1$ ,  $g_{i0} = 0$ . Using equations (B.2)–(B.4), we find

$$\begin{aligned} \mathbf{u}_1 \cdot (\mathbf{u}_2 \times \mathbf{u}_3) &= -g_{ij}u_1^i \varepsilon^{jkl} u_{2k} u_{3l} = -g_{ij}u_1^i \varepsilon^{jkl} g_{km} u_2^m g_{ln} u_3^n \\ &= -g_{1j} \frac{1}{\sqrt{-g_{11}}} \varepsilon^{jkl} g_{k2} \frac{1}{\sqrt{-g_{22}}} g_{l3} \frac{1}{\sqrt{-g_{33}}} = \frac{1}{\sqrt{-g_{11}g_{22}g_{33}}} \frac{1}{\sqrt{-g}} [jkl] g_{1j} g_{2k} g_{3l} \\ &= \frac{1}{\sqrt{-g_{11}g_{22}g_{33}}} \frac{1}{\sqrt{-g}} g = \frac{\sqrt{-g}}{\sqrt{-g_{11}g_{22}g_{33}}}. \end{aligned} \quad (\text{B.5})$$

Using equations (B.3) and (B.5) we write (B.1) as

$$\varepsilon^{ij} = -\varepsilon' \mathbf{u}_1 \cdot (\mathbf{u}_2 \times \mathbf{u}_3) \sqrt{-g_{11}g_{22}g_{33}} \frac{1}{\sqrt{g_{ii}g_{jj}}} \bar{g}^{ij} \quad (\text{no summation}). \quad (\text{B.6})$$

$$\mu^{ij} = -\mu' \mathbf{u}_1 \cdot (\mathbf{u}_2 \times \mathbf{u}_3) \sqrt{-g_{11}g_{22}g_{33}} \frac{1}{\sqrt{g_{ii}g_{jj}}} \bar{g}^{ij} \quad (\text{no summation}). \quad (\text{B.7})$$

which are the expressions derived in [56]. Note that this form of the theory implicitly contains the case of negative refraction, because for a transition to a left-handed system the cross products change sign, but this fact has never been mentioned nor used so far.

## References

- [1] Pendry J B, Schurig D and Smith D R 2006 *Science* **312** 1780
- [2] Schurig D, Pendry J B and Smith D R 2006 *Opt. Express* at press (*Preprint* [physics/0607205](http://arxiv.org/abs/physics/0607205))
- [3] Schurig D, Mock J J, Justice B J, Cummer S A, Pendry J B, Starr A F and Smith D R 2006 *Science* at press
- [4] Leonhardt U 2006 *Science* **312** 1777
- [5] Leonhardt U 2006 *New J. Phys.* **8** 118
- [6] Hendi A, Henn J and Leonhardt U 2006 *Phys. Rev. Lett.* **97** 073902
- [7] Alu A and Engheta N 2005 *Phys. Rev. E* **72** 016623
- [8] Milton G W and Nicorovici N-A P 2006 *Proc. R. Soc. Lond. A*, published online 3 May: doi:10.1098/rspa.2006.1715
- [9] Pendry J B 2000 *Phys. Rev. Lett.* **85** 3966
- [10] Grbic A and Eleftheriades G V 2004 *Phys. Rev. Lett.* **92** 117403
- [11] Fang N, Lee H, Sun C and Zhang X 2005 *Science* **308** 534
- [12] Lee H, Xiong Y, Fang N, Srituravanich W, Durant S, Ambati M, Sun C and Zhang X 2005 *New J. Phys.* **7** 255
- [13] Melville D O S and Blaikie R J 2005 *Opt. Express* **13** 2127
- [14] Smith D R, Pendry J B and Wiltshire M C K 2004 *Science* **305** 788
- [15] Veselago V, Braginsky L, Shkover V and Hafner C 2006 *J. Comput. Theor. Nanosci.* **3** 189
- [16] Misner Ch W, Thorne K S and Wheeler J A 1999 *Gravitation* (New York: Freeman)
- [17] Peacock J A 1999 *Cosmological Physics* (Cambridge: Cambridge University Press)
- [18] Van Bladel J 1984 *Relativity and Engineering* (Berlin: Springer)
- [19] Born M and Wolf E 1999 *Principles of Optics* (Cambridge: Cambridge University Press)
- [20] Feynman R P, Leighton R B and Sands M 1983 *The Feynman Lectures on Physics. Mainly Mechanics, Radiation and Heat* (Reading, MA: Addison Wesley) chapter 26
- [21] Novello M, Visser M and Volovik G E (ed) 2002 *Artificial Black Holes* (Singapore: World Scientific)
- [22] Leonhardt U and Piwnicki P 1999 *Phys. Rev. A* **60** 4301
- [23] Leonhardt U and Piwnicki P 2000 *Phys. Rev. Lett.* **84** 822
- [24] Reznik B 2000 *Phys. Rev. D* **62** 044044
- [25] Schützhold R, Plunien G and Soff G 2002 *Phys. Rev. Lett.* **88** 061101
- [26] Leonhardt U 2002 *Nature* **415** 406
- [27] Leonhardt U 2002 *Phys. Rev. A* **65** 043818
- [28] Schützhold R and Unruh W G 2002 *Phys. Rev. D* **66** 044019
- [29] Unruh W G and Schützhold R 2003 *Phys. Rev. D* **68** 024008
- [30] Leonhardt U 2003 *Rep. Prog. Phys.* **66** 1207
- [31] Schützhold R and Unruh W G 2005 *Phys. Rev. Lett.* **95** 031301
- [32] Barnes W L, Dereux A and Ebbesen Th W 2003 *Nature* **424** 824
- [33] Grigorenko A N, Geim A K, Gleeson H F, Zhang Y, Firsov A A, Khrushchev I Y and Petrovic J 2005 *Nature* **438** 335
- [34] Gordon W 1923 *Ann. Phys., Lpz.* **72** 421 (in German)
- [35] Tamm I Y 1924 *J. Russ. Phys.—Chem. Soc.* **56** 248 (in Russian)
- [36] Tamm I Y 1925 *J. Russ. Phys.—Chem. Soc.* **56** 1 (in Russian)
- [37] Plebanski J 1960 *Phys. Rev.* **118** 1396
- [38] Leonhardt U 2000 *Phys. Rev. A* **62** 012111
- [39] Leonhardt U 2006 *Phys. Rev. A* **73** 032108
- [40] Greenleaf A, Lassas M and Uhlmann G 2003 *Physiol. Meas.* **24** S1
- [41] Greenleaf A, Lassas M and Uhlmann G 2003 *Math. Res. Lett.* **10** 1
- [42] Landau L D and Lifshitz E M 1995 *The Classical Theory of Fields* (Oxford: Butterworth-Heinemann)
- [43] Schleich W and Scully M O 1984 General relativity and modern optics *Les Houches Session 38 New Trends in Atomic Physics* (Amsterdam: Elsevier)

- [44] Jackson J D 1998 *Classical Electrodynamics* (New York: Wiley)
- [45] Landau L D and Lifshitz E M 1993 *Electrodynamics of Continuous Media* (Oxford: Butterworth-Heinemann)
- [46] Lakhtakia A and Mackay T G 2004 *J. Phys. A: Math. Gen.* **37** L505
- [47] Lakhtakia A and Mackay T G 2005 *J. Phys. A: Math. Gen.* **38** 2545
- [48] Lakhtakia A, Mackay T G and Setiawan S 2005 *Phys. Lett. A* **336** 89
- [49] Setiawan S, Mackay T G and Lakhtakia A 2005 *Phys. Lett. A* **341** 15
- [50] Mackay T G, Lakhtakia A and Setiawan S 2005 *New J. Phys.* **7** 75
- [51] Mackay T G, Lakhtakia A and Setiawan S 2005 *New J. Phys.* **7** 171
- [52] Mackay T G, Setiawan S and Lakhtakia A 2005 *Eur. Phys. J. C* **41** 1
- [53] Mackay T G, Lakhtakia A and Setiawan S 2005 *Europhys. Lett.* **71** 925
- [54] McCall M W 2005 *J. Phys. A: Math. Gen.* **38** 2543
- [55] McCall M W 2006 *J. Mod. Opt.* at press
- [56] Ward A J and Pendry J B 1996 *J. Mod. Opt.* **43** 773
- [57] Hannay J H 1976 Cambridge University Hamilton Prize Essay (unpublished)
- [58] Cook R J, Fearn H and Milonni P W 1995 *Am. J. Phys.* **63** 705
- [59] Nachman A I 1988 *Ann. Math.* **128** 531
- [60] Gbur G 2003 *Prog. Opt.* **45** 273
- [61] Leonhardt U 2003 *IEEE J. Selected Topics Quantum Electron.* **9** 102
- [62] Minkel J R 2002 *Phys. Rev. Focus* **9** 23
- [63] Pendry J B and Smith D R 2003 *Phys. Rev. Lett.* **90** 029703
- [64] Valanju P M, Walser R M and Valanju A P 2003 *Phys. Rev. Lett.* **90** 029704
- [65] Pendry J B 2003 *Phys. Rev. Lett.* **91** 099701
- [66] Nieto-Vesperinas M and Garcia N 2003 *Phys. Rev. Lett.* **91** 099702
- [67] Leonhardt U and Philbin T G 2006 [quant-ph/0608115](#)
- [68] Milonni P W 1994 *The Quantum Vacuum* (London: Academic)
- [69] Lamoreaux S K 1999 *Am. J. Phys.* **67** 850
- [70] Berry M V, Chambers R G, Large M D, Upstill C and Walmsley J C 1980 *Eur. J. Phys.* **1** 154
- [71] Roux P, deRosny J, Tanter M and Fink M 1997 *Phys. Rev. Lett.* **79** 3170
- [72] Vivanco F, Melo F, Coste C and Lund F 1999 *Phys. Rev. Lett.* **83** 1966
- [73] Stachel J 1982 *Phys. Rev. D* **26** 1281
- [74] Aharonov Y and Bohm D 1959 *Phys. Rev.* **115** 485
- [75] Peshkin M and Tonomura A 1989 *The Aharonov–Bohm Effect* (Berlin: Springer)
- [76] Ablowitz M J and Fokas A S 1997 *Complex Variables* (Cambridge: Cambridge University Press)
- [77] Brout R, Massar S, Parentani R and Spindel Ph 1995 *Phys. Rep.* **260** 329
- [78] Hawking S M 1974 *Nature* **248** 30