



Automatic log analysis with NLP for the CMS workflow handling

CHEP 2019

Daniel Robert Abercrombie¹, Hamed Bakhshiansohi², Sharad Agarwal³,
Jennifer Adelman-McCarthy⁴, Andres Vargas Hernandez⁵, Weinan Si⁶,
Lukas Layer⁷, Jean-Roch Vlimant⁸


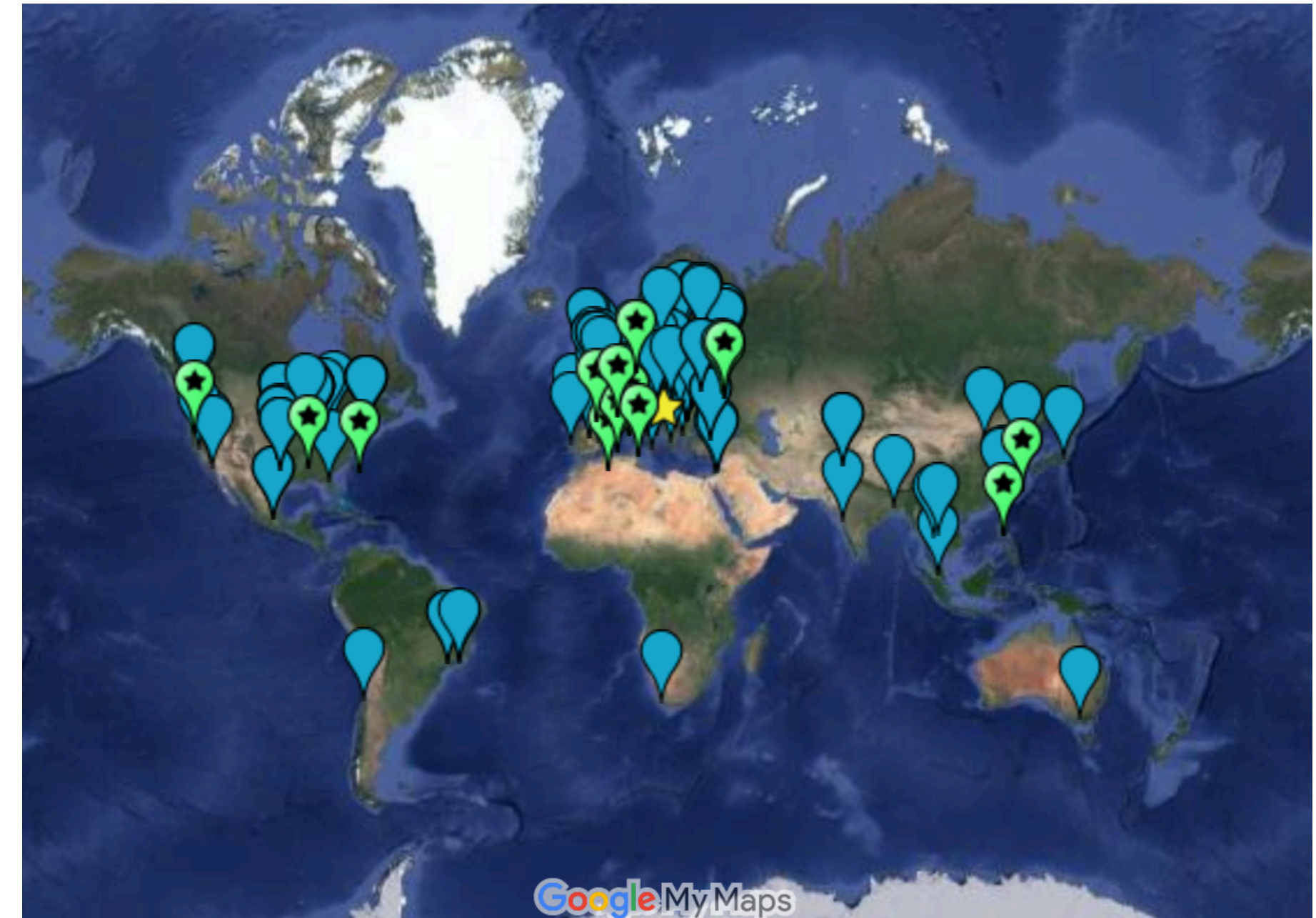
on behalf of the CMS collaboration

Massachusetts Institute of Technology¹, DESY², CERN³, FNAL⁴, Catholic University of America⁵,
University of California Riverside⁶, Università e sezione INFN di Napoli⁷, California Institute of Technology⁸



Automatization of failing workflow handling

- Central MC production in CMS utilizes the **LHC computing grid**
- Thousands of **workflow tasks** each with thousands of jobs on more than 100 sites worldwide
- A **certain rate fails** and has to be handled manually by **Computing Operators**: e.g. resubmit, kill, change memory, change splitting, etc.
- **Common errors** are missing/corrupt input files, high memory usage, etc.




Operational Intelligence: Automatize the failure handling using Machine Learning - CMS Tools & Integration group

Strategy and Dataset


- Information of ~ **33.000 failing workflow tasks** collected since 2017

- Actions** of the operators stored

- For each **task** we know on which **sites** how many times an **error code** was thrown



Build a sparse matrix for each workflow

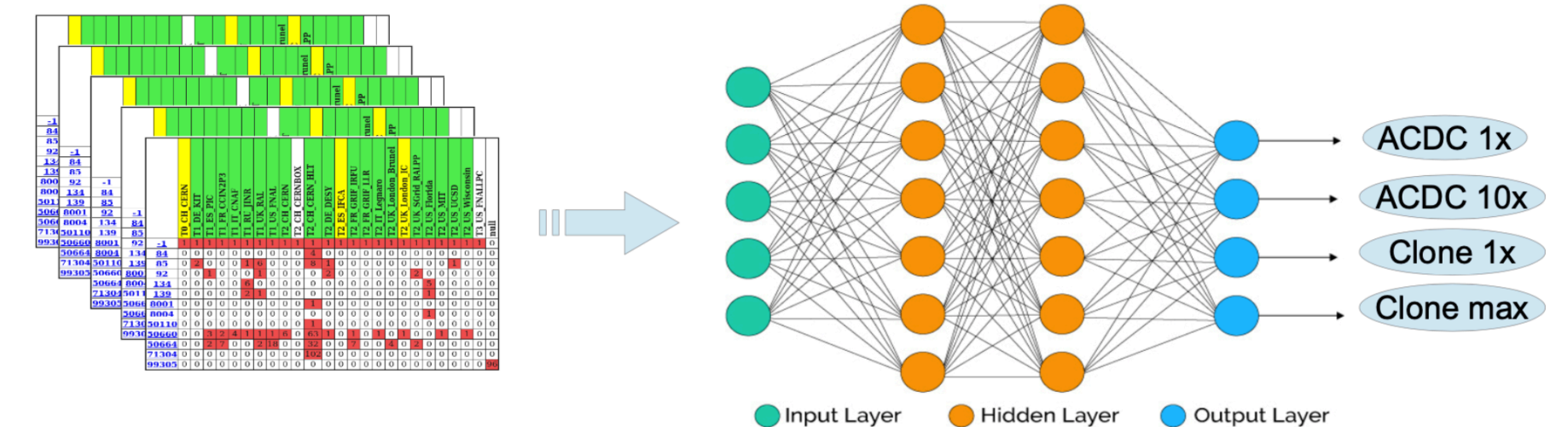


Goal: Predict the operator's action

- Challenges: **small data**, **sparse input**, **class imbalance**
- Tried: **Feed-Forward NN**, **CNN**, **Embedding Models**
- Similar results** for different models

Site: T1_DE_KIT
Error code: 85
Counts: 2

	T0_CH_CERN	T1_DE_KIT	T1_ES_PIC	T1_FR_CCIN2P3	T1_IT_CNAF	T1_RU_JINR	T1_UK_RAL	T1_US_FNAL	T2_CH_CERN	T2_CH_CERNBOX	T2_CH_CERN_HLT	T2_DE_DESY	T2_ES_IFCA	T2_FR_GRIF_IRFU	T2_FR_GRIF_LLIR	T2_IT_Legnaro	T2_UK_London_Brunel	T2_UK_London_IC	T2_UK_SGrid_RALPP	T2_US_Florida	T2_US_MIT	T2_US_UCSD	T2_US_Wisconsin	T3_US_FNALLPC	null
-1	1	1	1	1	1	1	1	1	1	1	1	1	1	1	1	1	1	1	1	1	1	1	1	1	0
84	0	0	0	0	0	0	0	0	0	0	4	0	0	0	0	0	0	0	0	0	0	0	0	0	0
85	0	2	0	0	0	1	6	0	0	0	8	1	0	0	0	0	0	0	0	0	1	0	0	0	0
92	0	0	1	0	0	0	1	0	0	0	0	2	0	0	0	0	0	0	2	0	0	0	0	0	0
134	0	0	0	0	0	6	0	0	0	0	0	0	0	0	0	0	0	0	5	0	0	0	0	0	0
139	0	0	0	0	0	2	1	0	0	0	0	0	0	0	0	0	0	0	1	0	0	0	0	0	0
8001	0	0	0	0	0	0	0	0	0	0	1	0	0	0	0	0	0	0	0	0	0	0	0	0	0
8004	0	0	0	0	0	0	0	0	0	0	0	0	0	0	0	0	0	0	1	0	0	0	0	0	0
50110	0	0	0	0	0	0	0	0	0	0	1	0	0	0	0	0	0	0	0	0	0	0	0	0	0
50660	0	0	3	2	4	1	1	1	6	0	63	1	0	1	0	1	0	1	0	0	1	0	1	0	0
50664	0	0	2	7	0	0	2	18	0	0	32	0	0	7	0	0	4	0	2	0	0	0	0	0	0
71304	0	0	0	0	0	0	0	0	0	0	102	0	0	0	0	0	0	0	0	0	0	0	0	0	0
99305	0	0	0	0	0	0	0	0	0	0	0	0	0	0	0	0	0	0	0	0	0	0	0	0	96



Poster at CHEP 2018:

<https://indico.cern.ch/event/587955/contributions/2937424/>

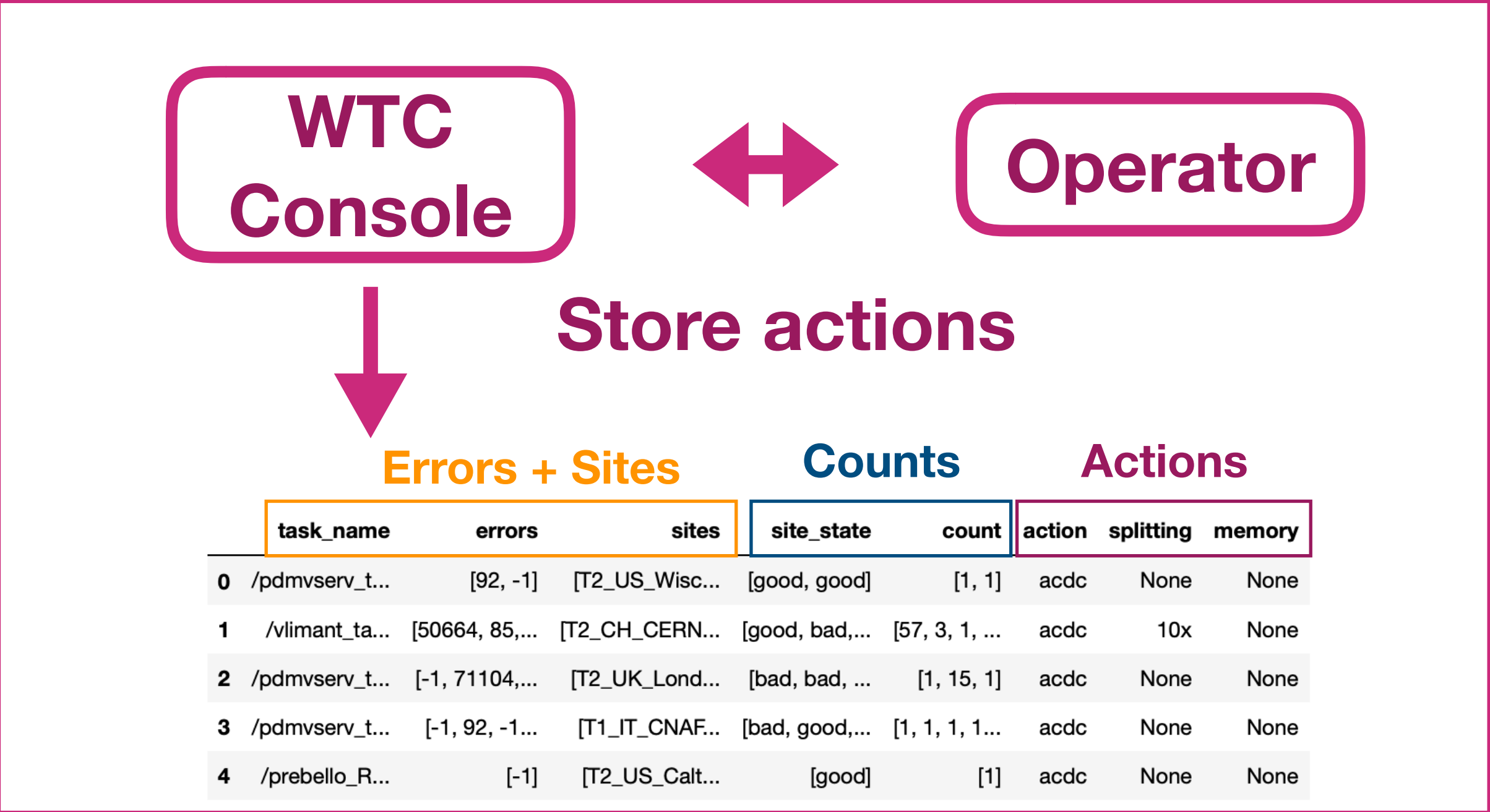
Dev:

<https://github.com/CMSCompOps/AIErrorHandling>

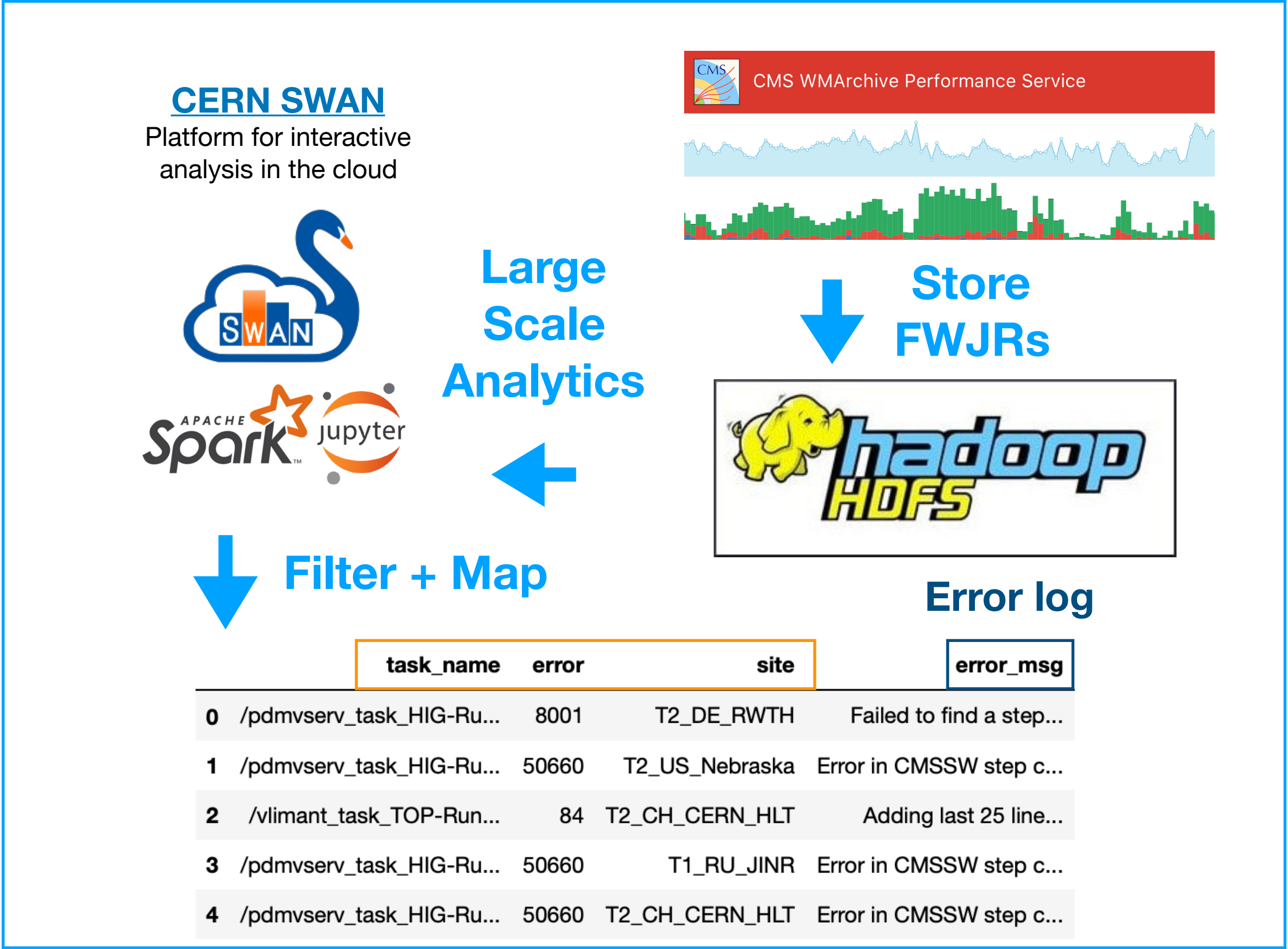
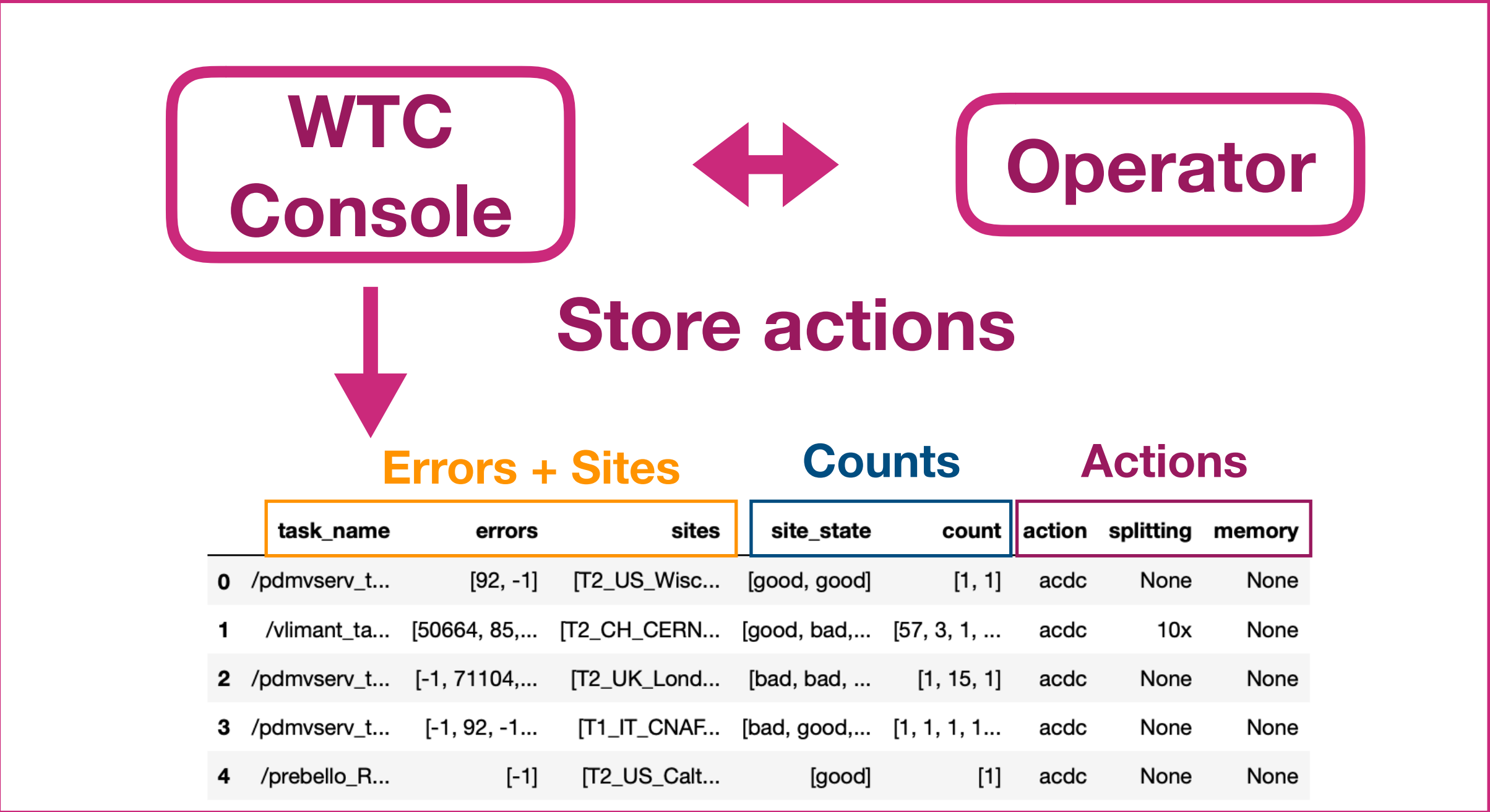
Idea for further improvement:

Addition of Error Logs using Natural Language Processing

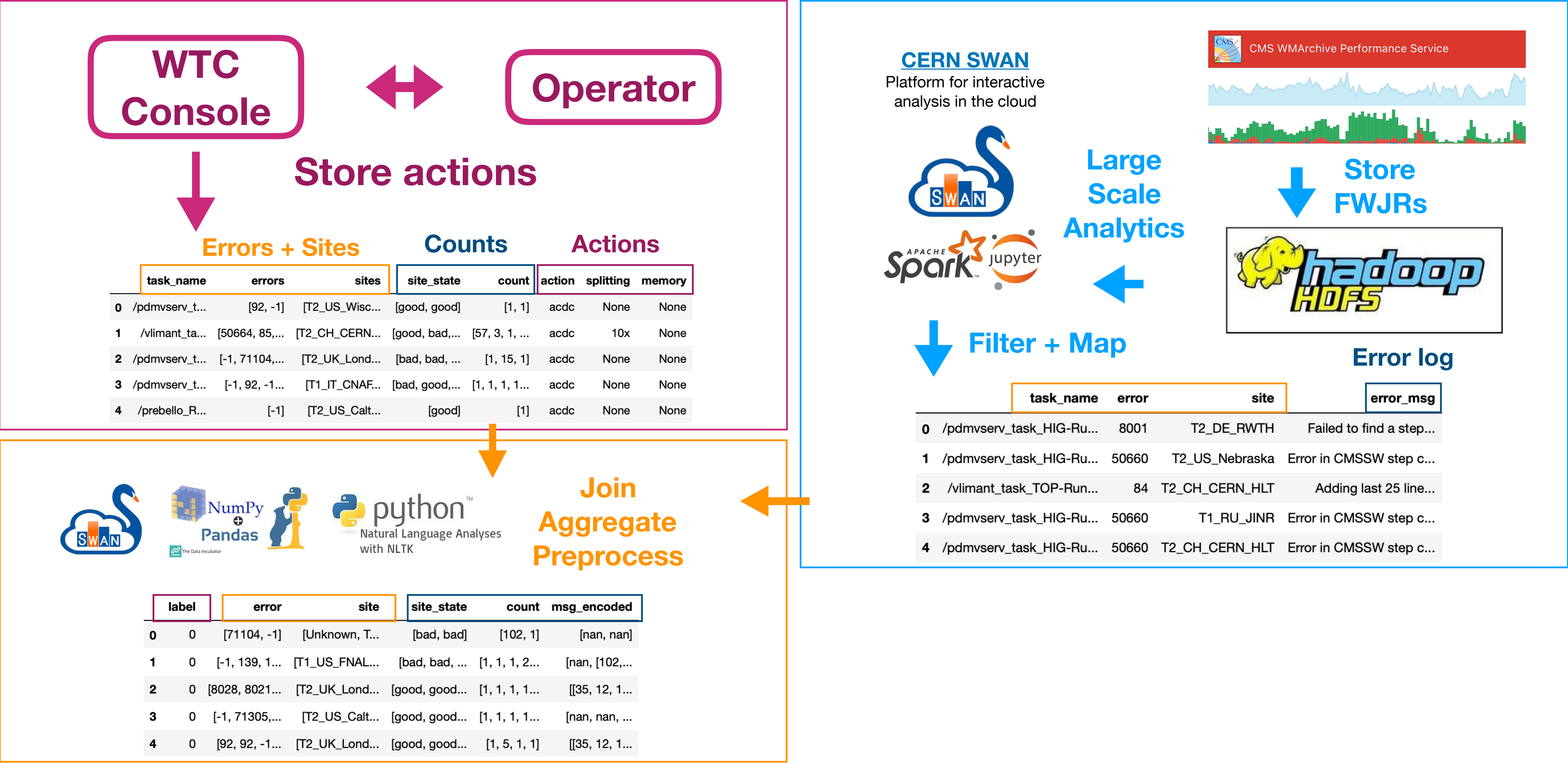
Pipeline



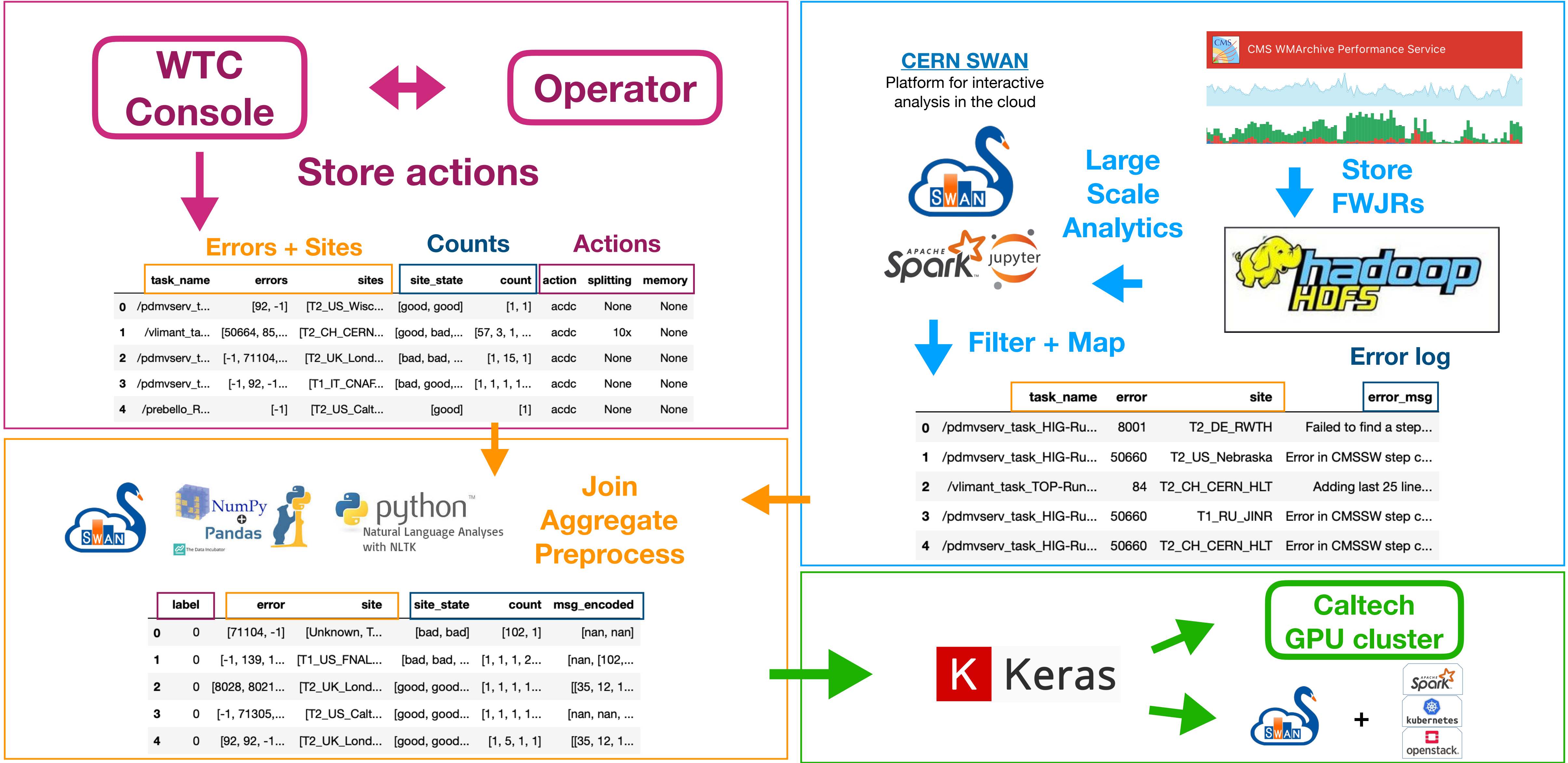
Pipeline



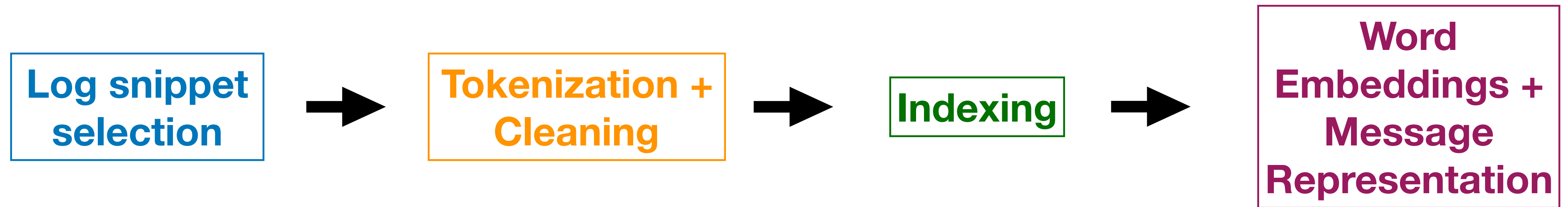
Pipeline



Pipeline



NLP Workflow



```
An exception of category 'FileReadError' occurred while [0] Calling InputSource::getNextItemType [1] Reading branch EventAuxiliary [2] Calling XrdFile::readv() [3] Calling XrdAdaptor::RequestManager::OpenHandler::open() Exception Message: XrdCl::File::Open(name='root://polgrid4.in2p3.fr//store/data/Run2018A/EGamma/RAW/v1/000/315/363/00000/76CD1546-854B-E811-9B3C-FA163EBA2BF6.root?tried=ccxrpli003.in2p3.fr,ds21.kipt.kharkov.ua', flags=0x10, permissions=0660) => error '[FATAL] Connection error' (errno=0, code=108) Additional Info: [a] Active source: ccxrpli003.in2p3.fr:1095 (site T1_FR_CCIN2P3)
```

```
[u'An', u'exception', u'of', u'category', u'FileReadError', u'occurred', u'while', u'0', u'Calling', u'InputSource', u'getNextItemType', u'1', u'Reading', u'branch', u'EventAuxiliary', u'2', u'Calling', u'XrdFile', u'readv', u'3', u'Calling', u'XrdAdaptor', u'RequestManager', u'OpenHandler', u'open', u'Exception', u'Message', u'XrdCl', u'File', u'Open', u'name='root', u'tried=ccxrpli003.in2p3.fr', u'flags=0x10', u'permissions=0660', u'error', u'FATAL', u'Connection', u'error', u'errno=0', u'code=108', u'Additional', u'Info', u'Active', u'source', u'ccxrpli003.in2p3.fr:1095', u'site', u'T1_FR_CCIN2P3']
```


```
[35, 12, 10, 37, 186, 34, 25, 3, 11, 291, 532, 4, 188, 183, 273, 16, 11, 83, 251, 33, 11, 38, 77, 33, 7, 17, 24, 23, 68, 18, 48, 41, 15875, 46, 47, 6, 4, 39, 847, 6, 107, 2210, 65, 66, 531, 19, 867, 58, 168]
```

```
[-0.9386204 0.9671039 1.206119 -0.19411911 -0.23051228 -0.65913016 0.00338563 -0.5044939 -0.02717912 0.09867108 -0.05116596 -0.5569398 0.618001 -0.73519474 0.640754 -0.15959941 0.12680046 0.15426521 0.42407024 -0.14709638 0.47534356 -0.18739735 -0.03758601 1.0197228 0.06810962 -0.02504043 -0.11898965 0.11782035 -0.34788233 0.14381583 0.67742926 0.43483204 0.39772424 0.10286205 -0.3774167 0.36935064 -0.1227726 -0.20352381 -0.22164229 0.10978855 -0.50076777 0.39308718 0.1865182 0.33458158 -0.3371736 0.0493757 0.5454126 -0.94923306 -0.1352783 -0.34716246]
```


Unsupervised word embeddings

- Map **similar words** to **nearby points** in a high-dimensional vector space → Capture **relations** and **reduce dimensionality**
- Train with [Word2vec Skip-Gram](#) algorithm: model to predict context given a word
- Average the word vectors in each message → **input for ML**

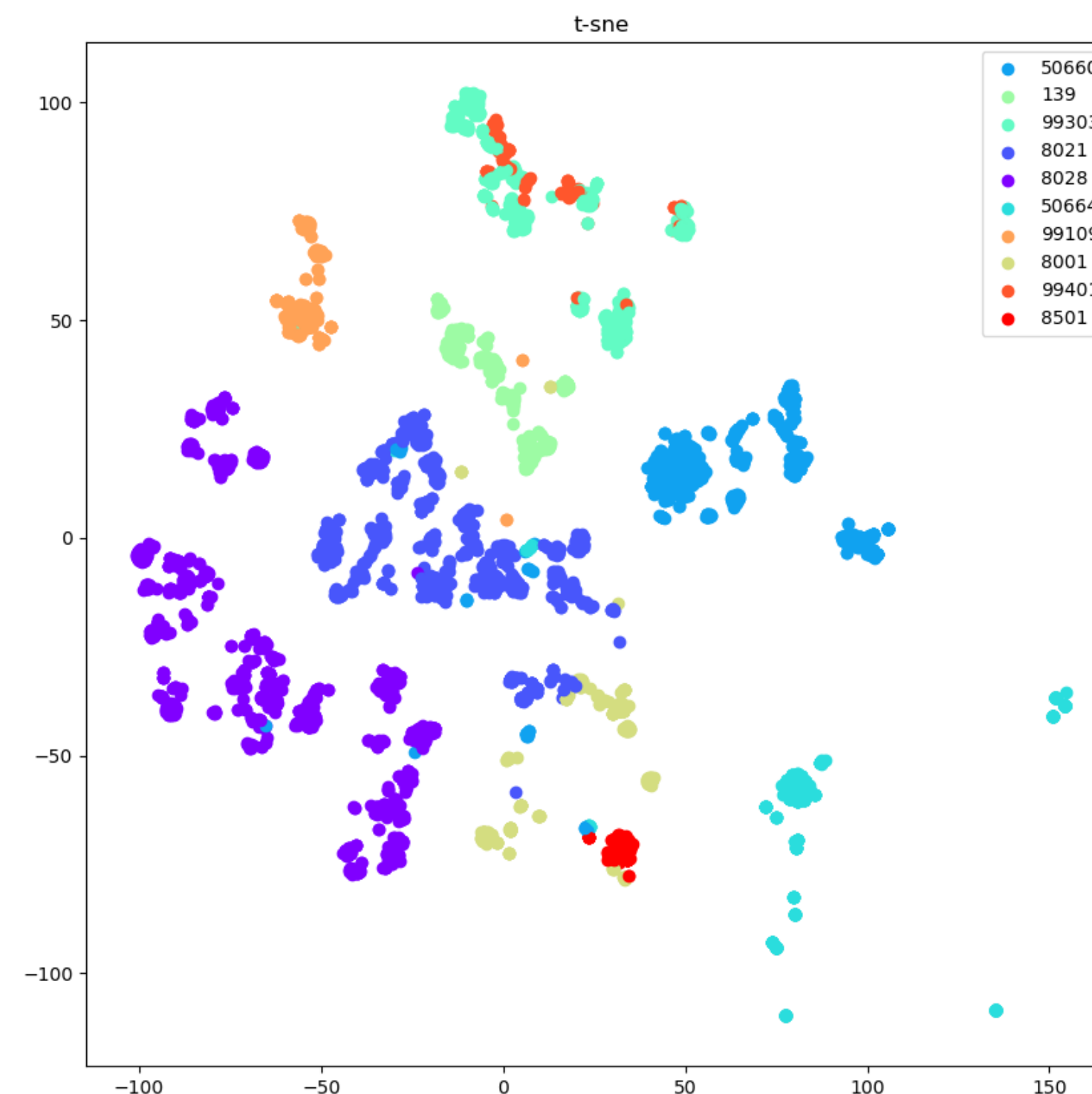

```
[u'An', u'exception', u'of', u'category', u'FileReadError', u'occurred', u'while', u'0', u'Calling', u'InputSource', u'getNextItemType', u'1', u'Reading', u'branch', u'EventAuxiliary', u'2', u'Calling', u'XrdFile', u'readv', u'3', u'Calling', u'XrdAdaptor', u'RequestManager', u'OpenHandler', u'open', u'Exception', u'Message', u'XrdCl', u'File', u'Open', u'name='root", u'tried=ccxrpli003.in2p3.fr', u'flags=0x10', u'permissions=0660', u'error', u'FATAL', u'Connection', u'error', u'errno=0', u'code=108', u'Additional', u'Info', u'Active', u'source', u'ccxrpli003.in2p3.fr:1095', u'site', u'T1_FR_CCIN2P3']
```



Average word vectors

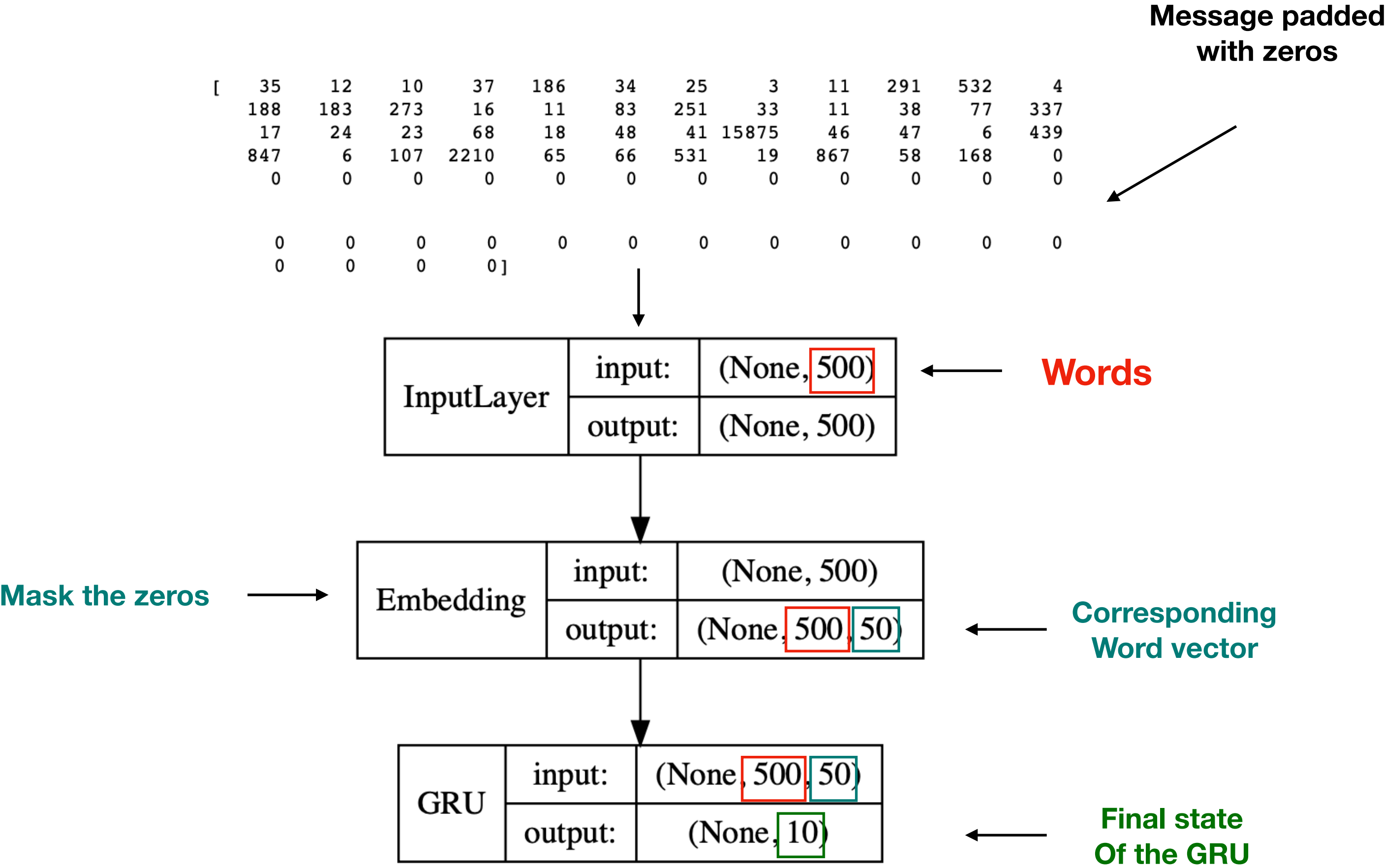
```
[-0.9386204  0.9671039  1.206119  -0.19411911 -0.23051228 -0.65913016  
 0.00338563 -0.5044939  -0.02717912  0.09867108 -0.05116596 -0.5569398  
 0.618001  -0.73519474  0.640754  -0.15959941  0.12680046  0.15426521  
 0.42407024 -0.14709638  0.47534356 -0.18739735 -0.03758601  1.0197228  
 0.06810962 -0.02504043 -0.11898965  0.11782035 -0.34788233  0.14381583  
 0.67742926  0.43483204  0.39772424  0.10286205 -0.3774167  0.36935064  
 -0.1227726  -0.20352381 -0.22164229  0.10978855 -0.50076777  0.39308718  
 0.1865182  0.33458158 -0.3371736  0.0493757  0.5454126  -0.94923306  
 -0.1352783  -0.34716246]
```

t-sne for 5000 averaged
error message vectors

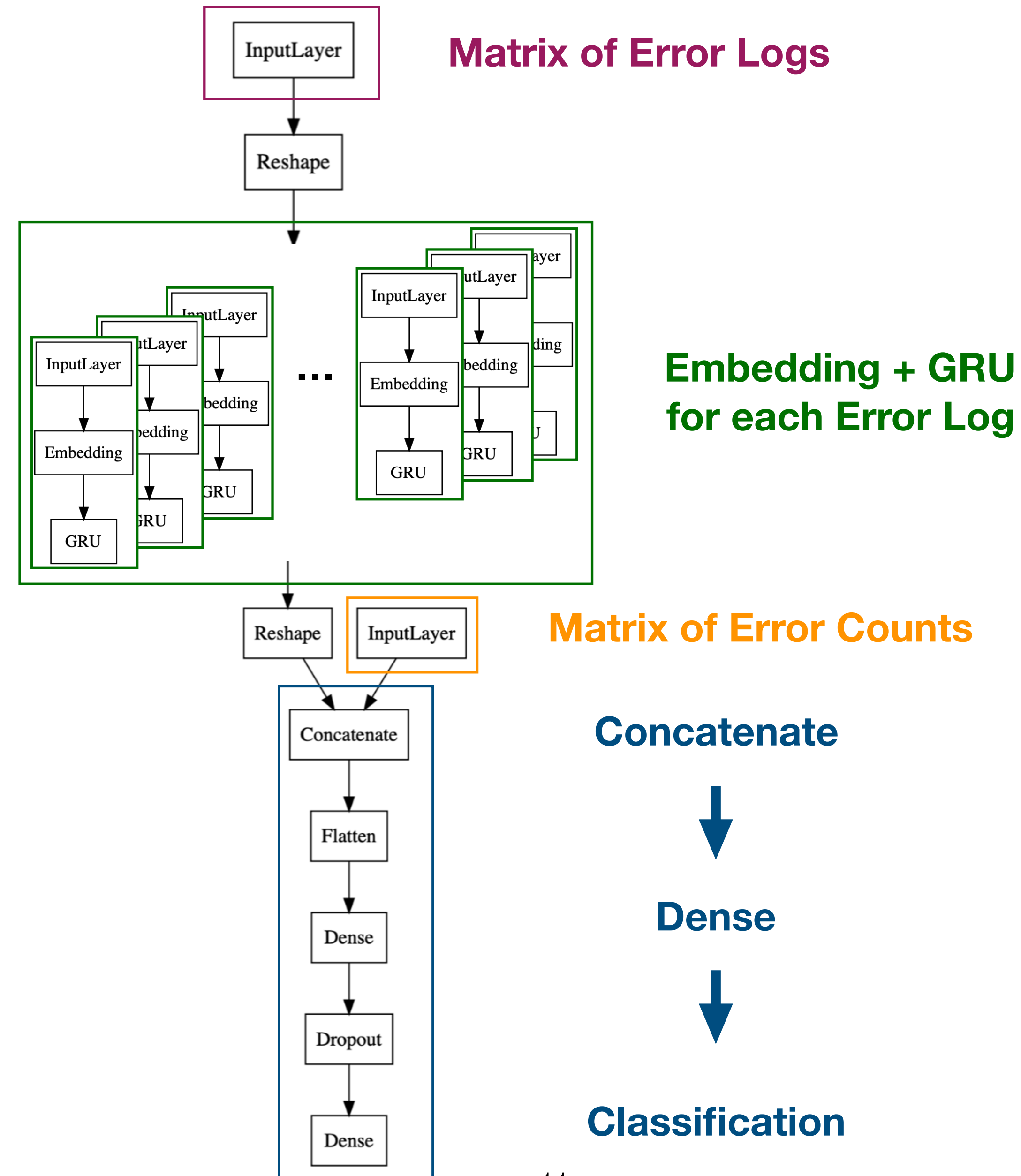


Supervised word embeddings: RNN

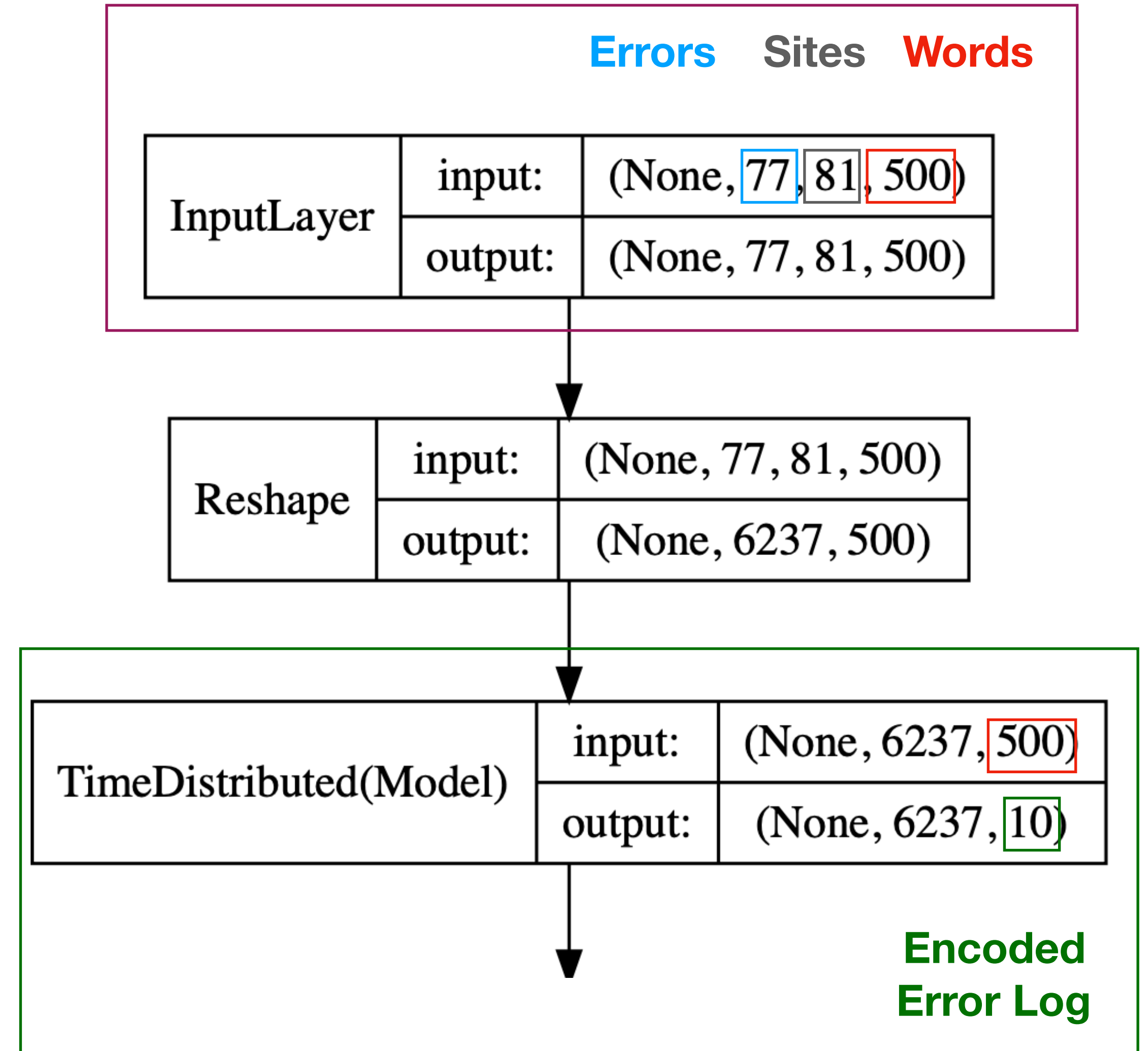
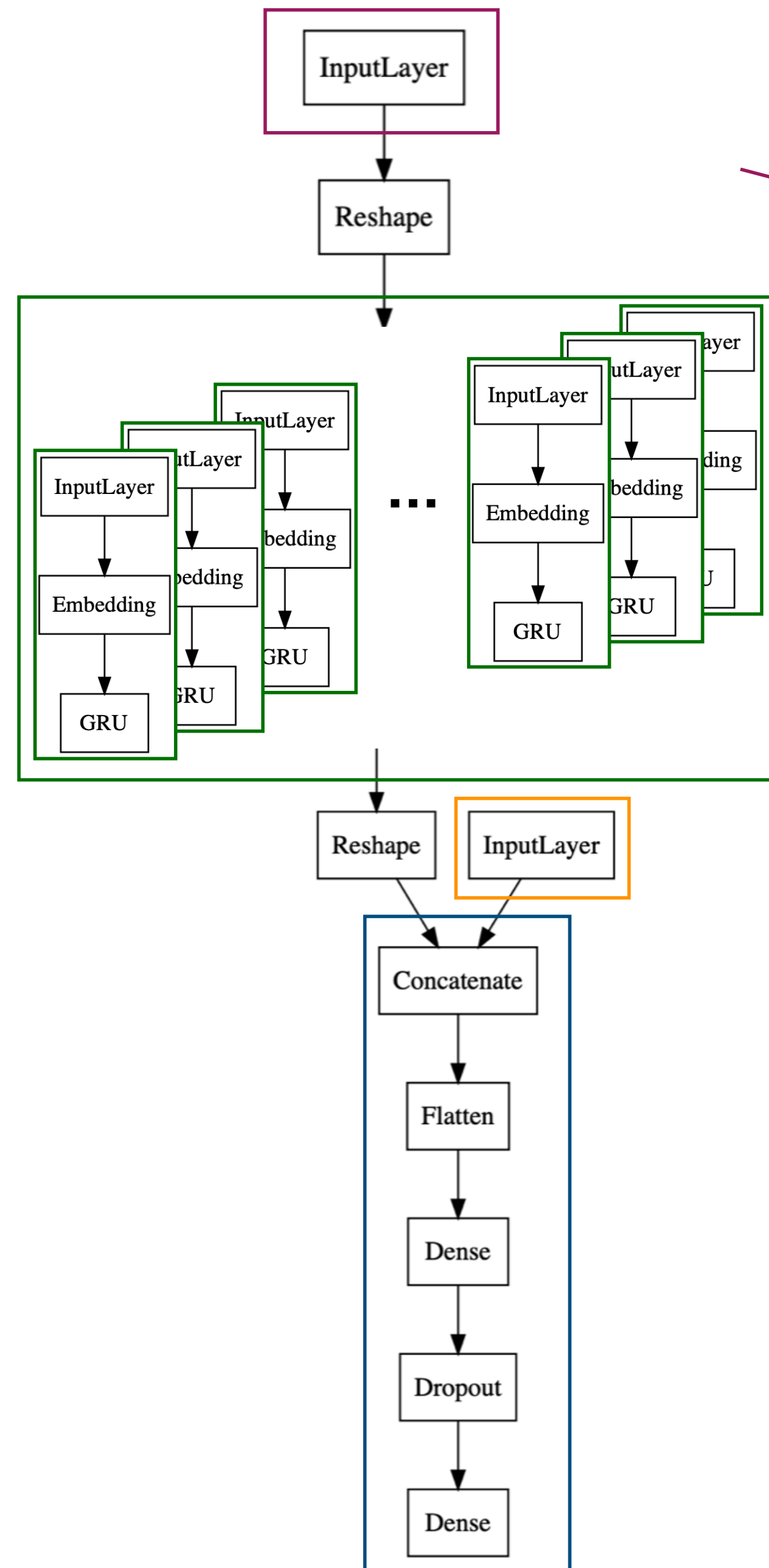
- Averaging does not exploit the **sequential nature of language** → use a RNN (LSTM / GRU)
- GRU **encodes** the embedding vectors of the error log words in a **vector**



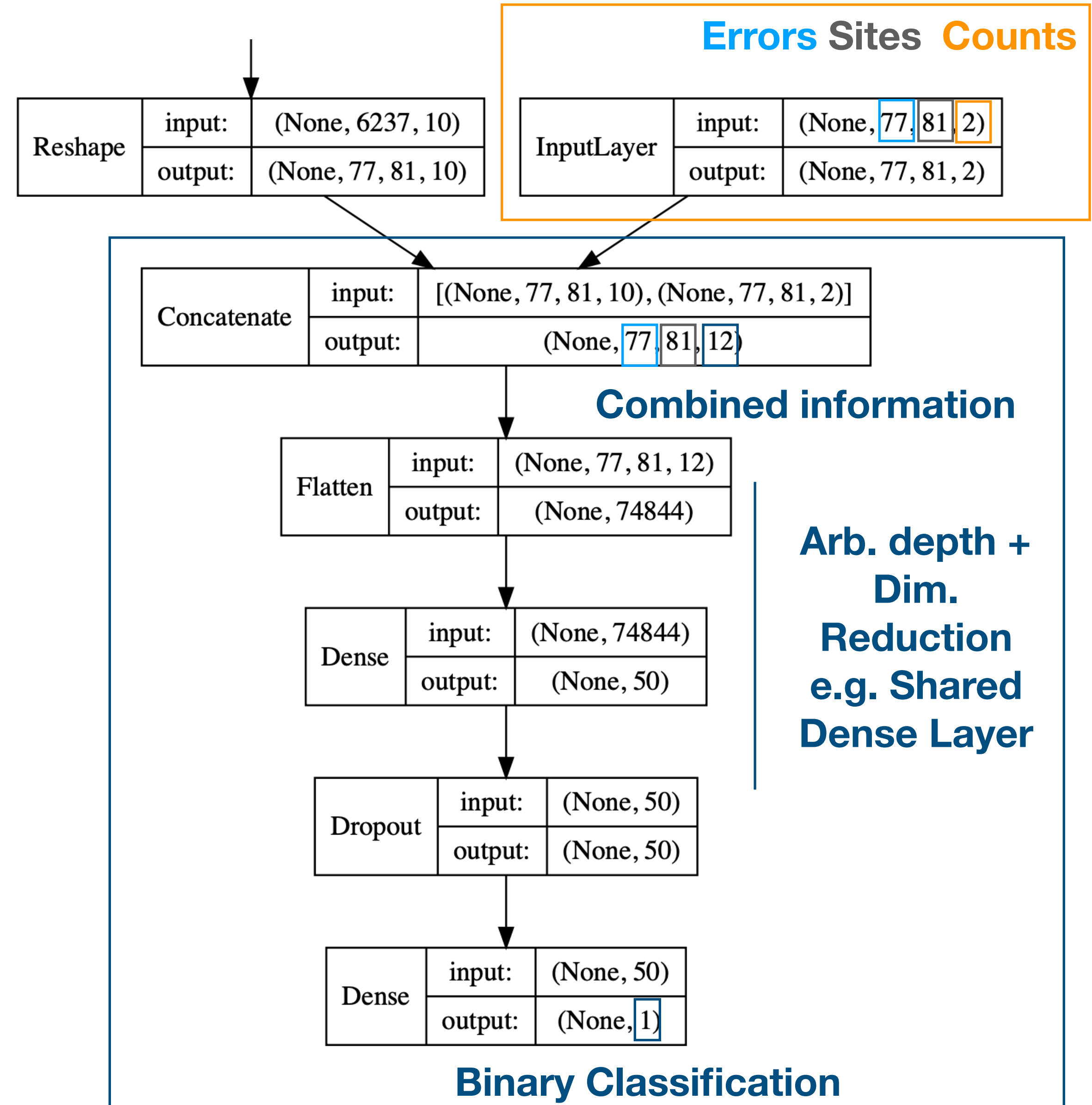
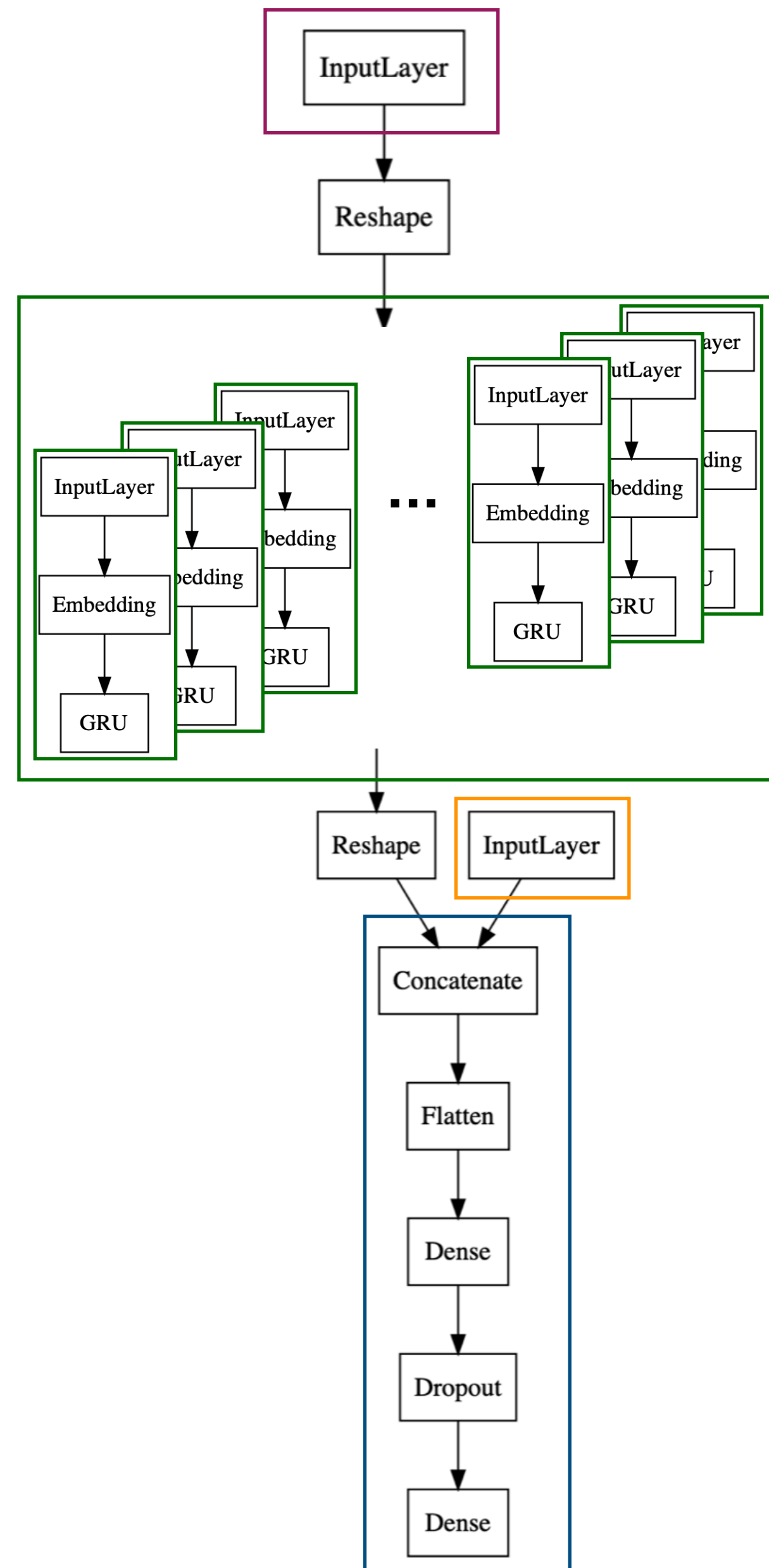
NLP model for error logs



NLP model for error logs



NLP model for error logs



Training and target

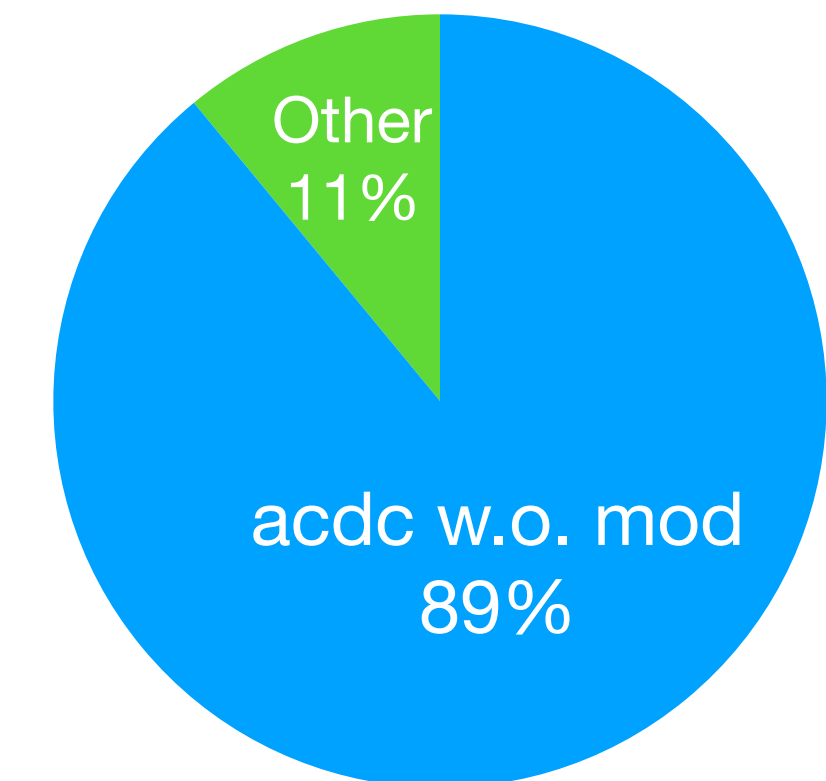
acdc w.o. modification

Retry only failed jobs
No modification of memory or
splitting

vs. **all other actions**

- Simplest target → future: multiclass classification for more actions
- Small data + imbalanced classes → Cross-validation (3-Folds)
- Sparse input: batch size = 4 → **O(1h) / epoch** on a NVidia GeForce GTX 1080

~33.000 samples



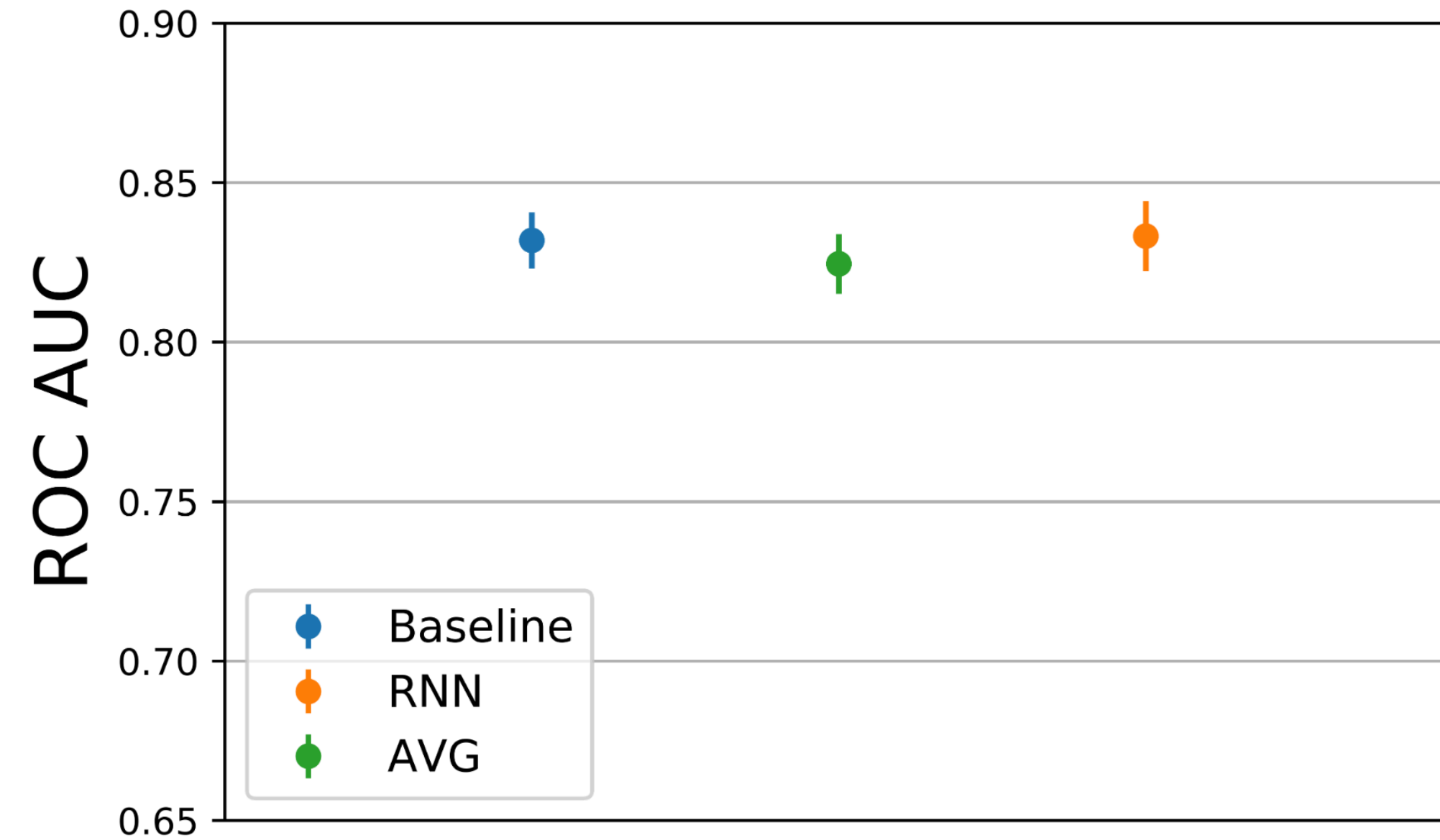
Hyper-parameter Optimization

- Bayesian Optimization with **scikit-optimize**
- 2-8 GPUs on **Caltech GPU cluster** with NVidia GeForce GTX 1080 / Titan X
- Experimental: distributed training with the **NNLO framework** → [Talk at CHEP](https://github.com/vlimant/NNLO)
<https://github.com/vlimant/NNLO>
- Experimental: Training models in parallel with **spark_sklearn** on **SWAN** with the help of CERN IT



Results

ROC AUC for acdc w.o. modification vs. other

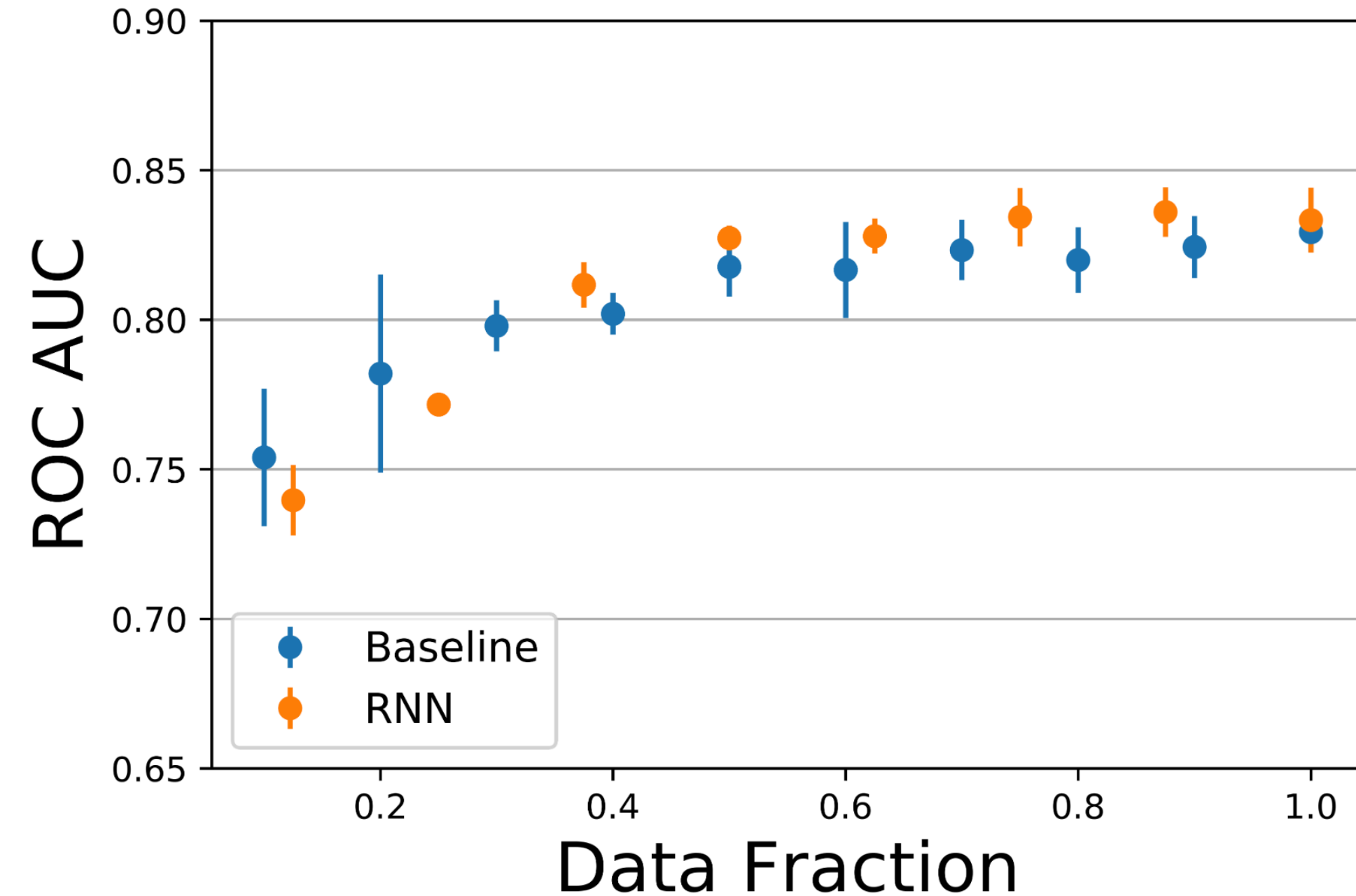


Baseline:
FF with counts only

AVG:
FF for averaged
w2v + counts

RNN:
RNN for embeddings
+ counts

ROC AUC as a function of the fraction of the total data set used for training



- ➡ **Successful training** of first complex NLP models
- ➡ **Similar results** as baseline - performance **improving with more data**
- ➡ **Work ongoing** → Full potential not yet exploited

Summary

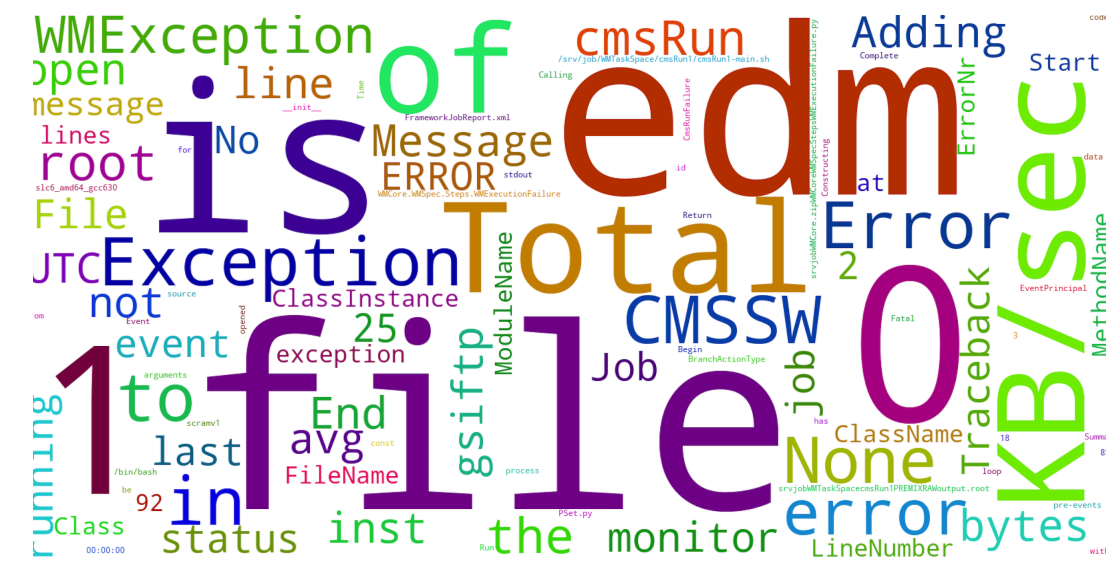
- Implementation of a **pipeline for DAQ and ML** of error logs using big data analysis tools → <https://github.com/l1ayer/AIErrorLogAnalysis>
- Development of a prototype **NLP model** in Keras

Outlook

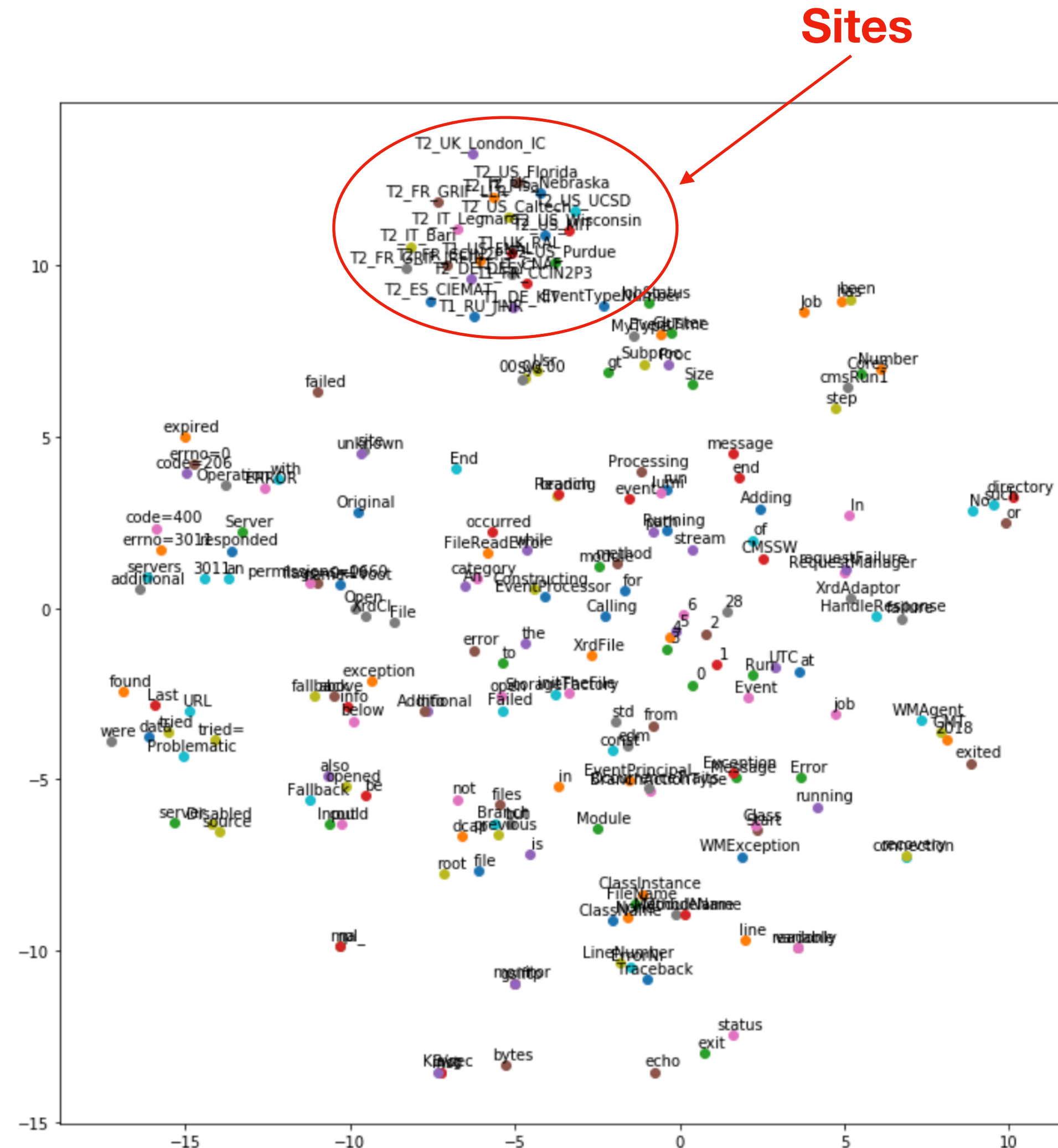
- **Further investigations** of data and model → Reimplement in **pytorch** / **tensorflow** and exploit the **NNLO framework**
- Get involved with the **NLP community** and learn from their experiences
- **RUCIO** (→ [Talk at CHEP](#)): Development of a **common system** to collect and categorize errors, provide shifters with actions and collect feedback on the suggestion → could also contain **error log snippets**

BACKUP

Word embeddings for log messages



- Vocabulary: ~ **30.000 words** after filtering
- Unsupervised training with **word2vec**
- Standard parameters with embedding dimensions **10, 20, 50**
- Visualization: non-linear dimensionality reduction with the **t-sne algorithm** in 2D



Message representation: RNN + Attention

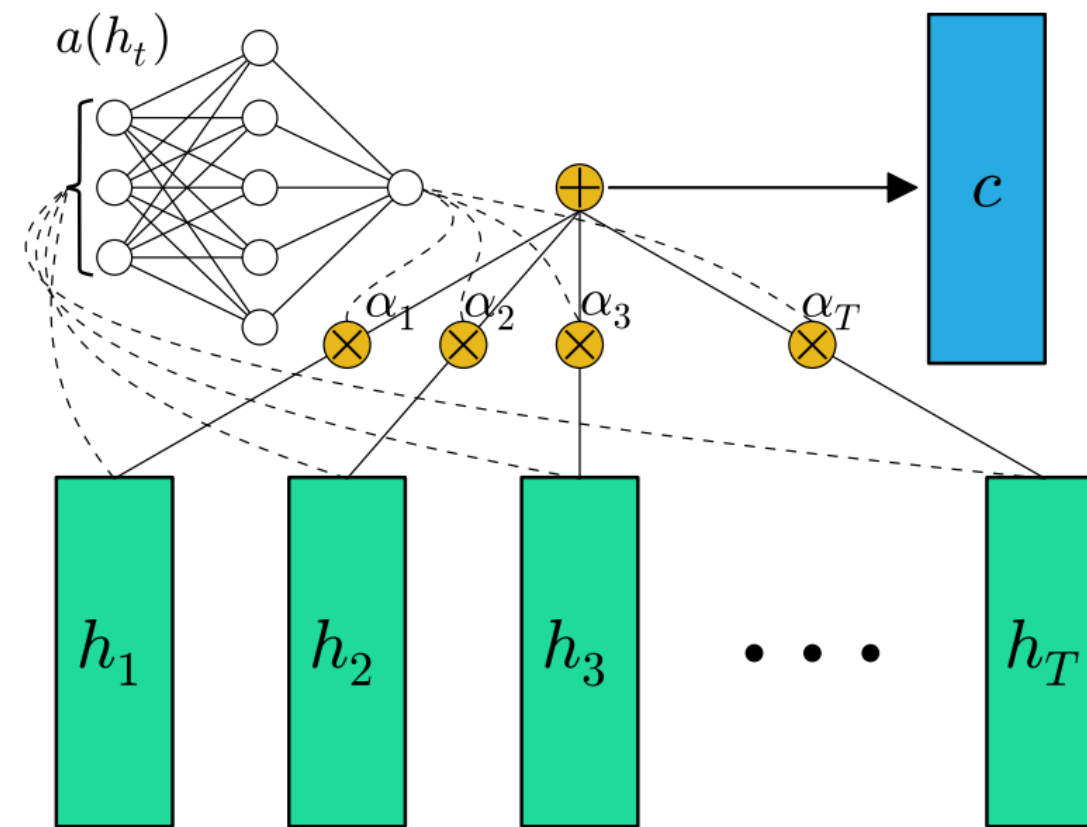
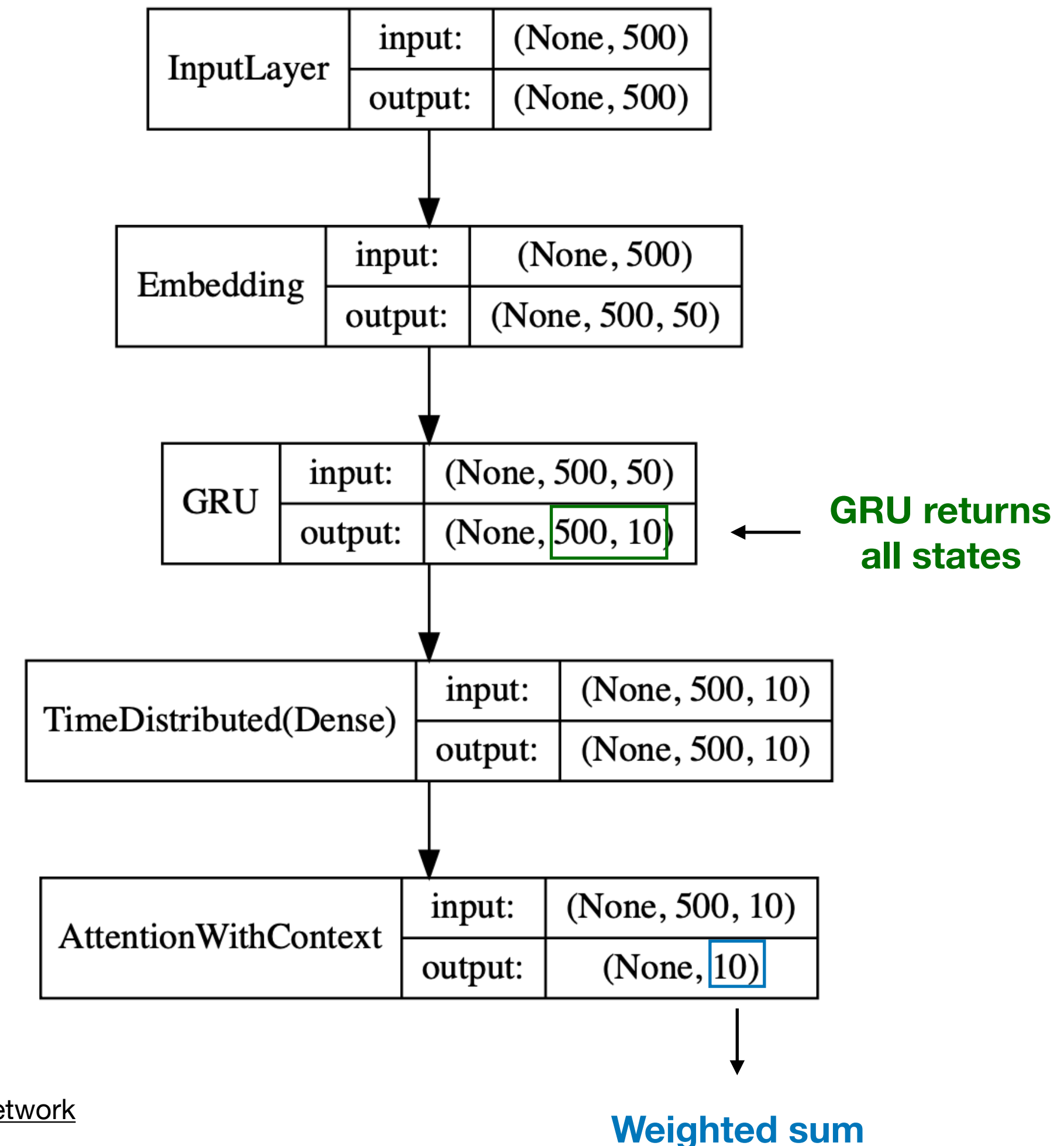
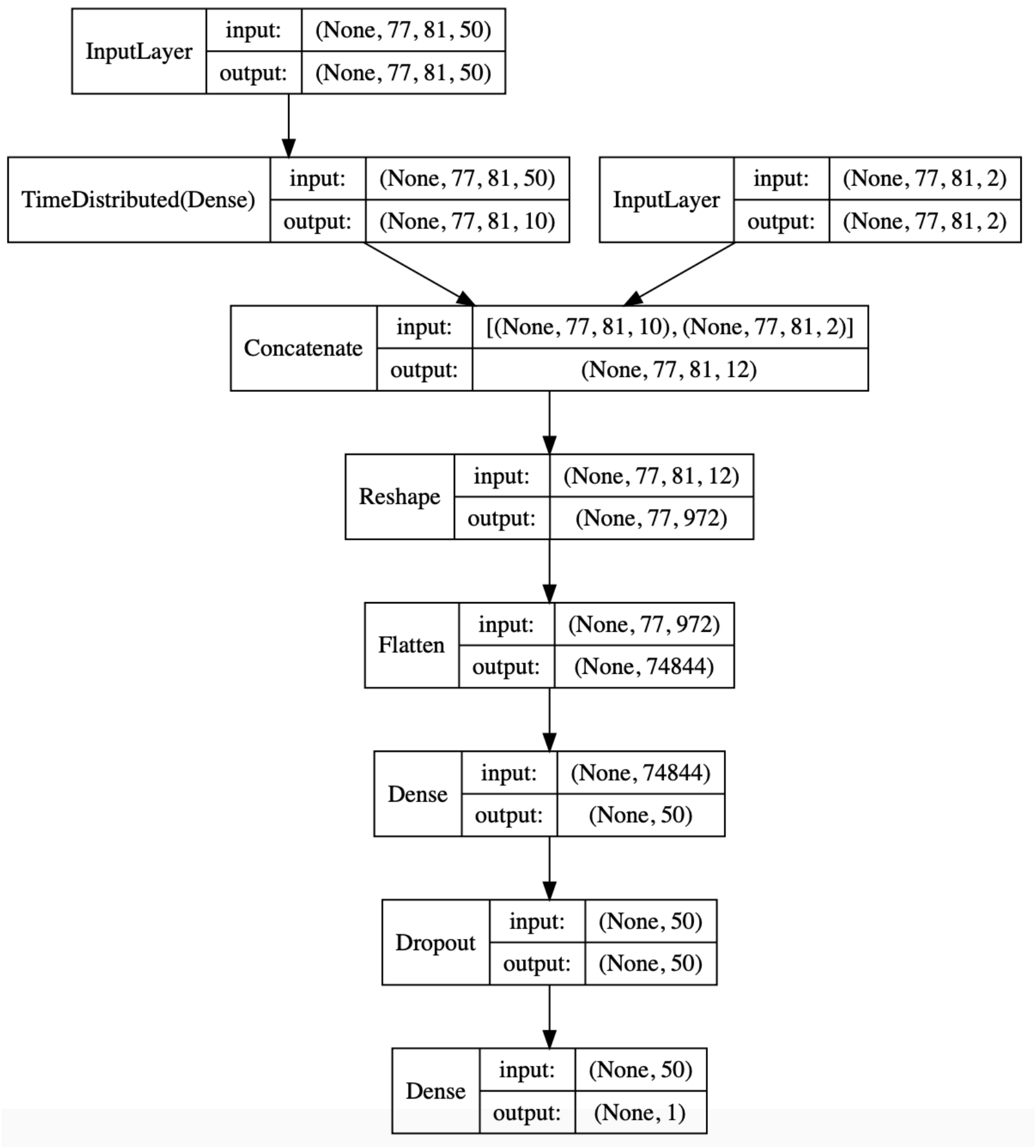


Figure 1: Schematic of our proposed “feed-forward” attention mechanism (cf. (Cho, 2015) Figure 1). Vectors in the hidden state sequence h_t are fed into the learnable function $a(h_t)$ to produce a probability vector α . The vector c is computed as a weighted average of h_t , with weighting given by α .

- Not all words are equally important
- Return **all RNN states** and pass through a **shallow network** to decide **weight** corresponding to each vector
- The **weighted sum** of each vector embodies the **meaning** of those vectors combined



Model for averaged w2v vectors



Best hyperparameters for the RNN model

Batch size = 4

Maximum number of words = 400

```
skot_dim_dimred = [  
    Real(      low=1e-5, high=1e-3, prior='log-uniform', name='learning_rate'      ),  
    Real(      low=1e-3, high=0.1, prior='log-uniform', name='dropout'      ),  
    Integer(    low=5, high=32,                                name='embedding'    ),  
    Integer(    low=2, high=20,                                name='rnn_units'    ),  
    Integer(    low=10, high = 100,                            name = 'units_site' ),  
    Integer(    low=1,  high=5,                                name='dense_layers' ),  
    Integer(    low=10,  high=50,                             name='dense_units'  ),  
    Integer(    low=0,  high=1,                                name='encode_sites' ),  
]
```

	learning_rate	dropout	embedding	rnn_units	units_site	dense_layers	dense_units	encode_sites	result	std
14	0.000010	0.001	5.0	20.0	100.0	5.0	50.0	1.0	-0.833228	0.010969
11	0.000037	0.100	20.0	14.0	62.0	2.0	25.0	1.0	-0.831024	0.010876
2	0.000018	0.100	22.0	15.0	54.0	4.0	21.0	1.0	-0.828022	0.010423
6	0.000019	0.100	21.0	15.0	54.0	3.0	21.0	1.0	-0.826678	0.011404
13	0.000010	0.001	5.0	20.0	100.0	1.0	50.0	1.0	-0.824910	0.012229

Actions

action	splitting	Site list	memory	rate
ACDC	None	Modified	Not set	87.53%
clone	None	Not modified	Not set	4.61%
ACDC	None	Modified	> 20GB	3.28%
ACDC	None	Modified	> 10GB	1.12%
ACDC	None	Modified	< 10GB	0.75%
ACDC	10x	Modified	Not set	0.74%
Other actions (27 more rows)				< 2%