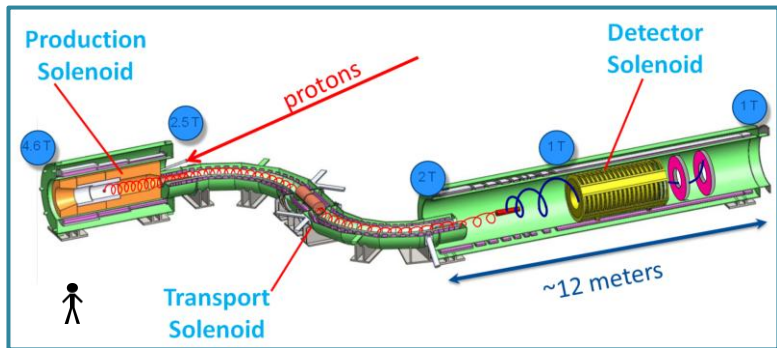


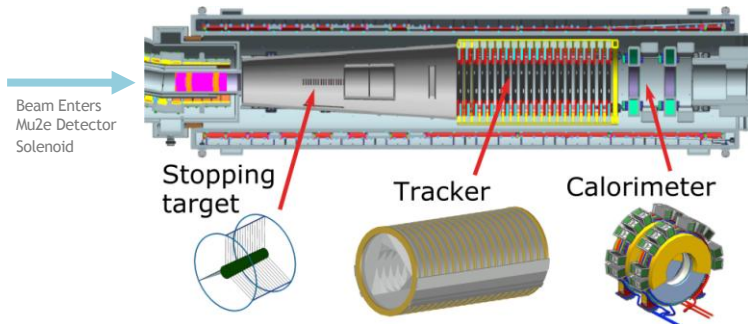
Design of the Mu2e Straw Tracker

Kate Ciampa
University of Minnesota

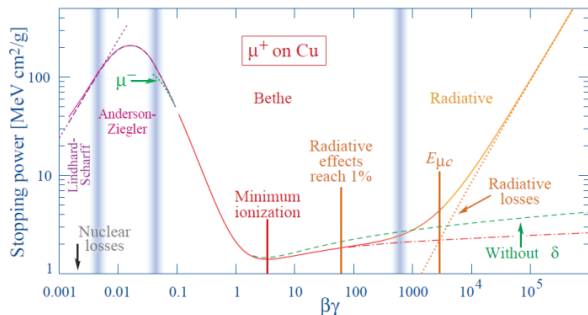
New Perspectives at Fermilab
June 19, 2018



- The Mu2e experiment searches for charged lepton flavor violation, when a muon converts to an electron inside an aluminum atom
- In the Detector Solenoid, tracker and calorimeter measure properties of signal electrons from this process
- Electrons move downstream from stopping target, and tracker determines momenta by fitting their helical trajectories through a magnetic field



- Sensitivity goal for the muon conversion measurement sets challenging physics goals for the tracker
 - Must determine electron momenta with better than 0.2% resolution
 - Use minimal material to avoid signal electron energy loss
 - Maintain efficiency at high hit rates
 - Operate in a strong magnetic field and high radiation environment



Example of energy loss for muon

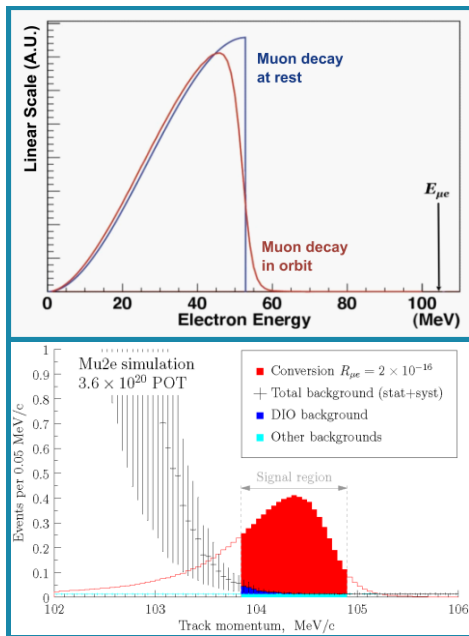
For comparison, Mu2e electron has $\gamma\beta=205$

- Particles lose energy as they pass through material, and Mu2e must minimize this effect for signal electrons
- Energy as a function of distance traveled decreases more rapidly for material with more protons, characterized by radiation length X_0

$$E(x) = E_0 \exp\left(\frac{-x}{X_0}\right) \text{ with } X_0 \sim 8.9\text{cm for aluminum}$$


- The Mu2e tracker can only use a very small amount of metal - even just 3cm of aluminum would cause 30% energy loss for electron

- Muon conversion produces a mono-energetic electron with kinetic energy nearly equal to the muon rest mass, $E_e \sim 105\text{MeV}$
- Energy from normal muon decay at rest is shared among electron and neutrinos, with maximum $E_e = m_\mu/2$
- For muon orbiting a nucleus in the aluminum target, decay spectrum has high energy tail that extends out to signal region
- Tracker must measure momentum with better than 0.2% resolution to separate conversion electrons from normal muon decay products



How is momentum measured with sufficient precision to identify conversion electron candidates?

- The tracker will use over 20,000 straw drift cells to locate high energy electrons based on ionization events along their trajectories

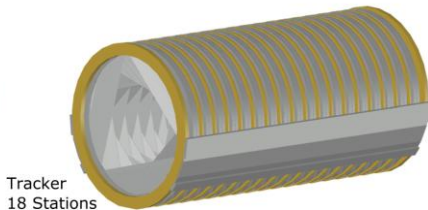
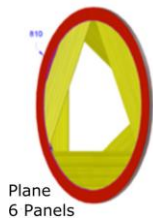


Mu2e Straws

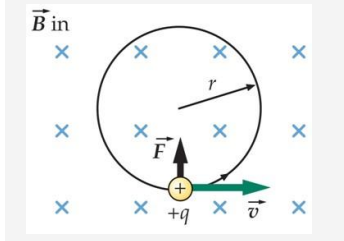


Mu2e Panel

- A panel holds 96 straws parallel under tension, and has space for readout electronics
- Panels of straws arranged in a circle around the beamline intercept only electrons with large transverse momentum
- Low energy electrons from muon decay, and beam muons, will pass through the hole along the axis of the detector



Abstract Scenario



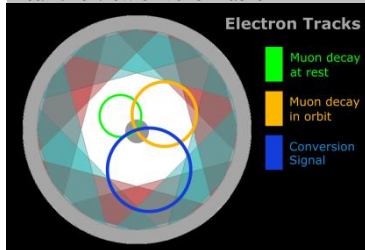
- A particle of mass m and charge q moves perpendicular to a magnetic field. What is the radius of its trajectory?
- Magnetic force provides centripetal acceleration

$$F = |q\vec{v} \times \vec{B}| = \frac{mv^2}{r}$$

- Track radius found from known momentum, or vice versa

$$r = \frac{mv_{\perp}}{qB} = \frac{p_{\perp}}{qB}$$

Beamline View of Mu2e Tracker




- In Mu2e detector, magnetic field is uniform 1T and signal electron has $q=-e$
- For limiting case where all momentum is transverse, $p_{\perp}=105\text{MeV}/c$

$$r = \frac{p_{\perp}}{eB} = 35\text{cm}$$

- Mu2e tracker instrumentation is positioned to contain these trajectories


How is a conversion electron trajectory located within the tracker?

- The tracker will use over 20,000 straw drift cells to locate high energy electrons based on ionization events along their trajectories
- To minimize multiple scattering, which alters electron momentum, straws use minimal material and are surrounded by vacuum
- Straws account for only about half of the active detector mass, comparable to the drift gas inside




Mu2e Straws

- Straws are made of low-mass metalized Mylar
- Wound from $15\mu\text{m}$ thick strips, with layers of aluminum to separate drift gas from vacuum and gold for conductivity
- Similar in diameter to drinking straws, with lengths varying from 44 to 114cm

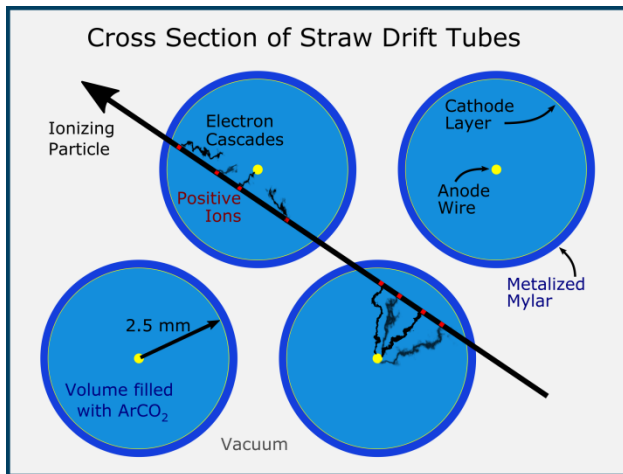


Pallet of Straws

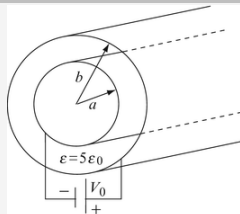


Metalized Mylar - Raw Material for Straws

- A high energy electron ionizes Ar:CO₂ gas in the straws, producing a cascade of secondary electrons that drift toward a central 25 μ m sense wire



Abstract Scenario



- Electric field between conductors with cylindrical symmetry can be found with Gauss' Law

$$\oint \vec{E} \cdot d\vec{A} = \frac{Q_{enc}}{\epsilon}$$

- Effective charge λ found by relating field to potential difference

$$\Delta V = - \int \vec{E} \cdot d\vec{l} = \frac{-\lambda}{2\pi\epsilon} \ln(r) + const.$$

Mu2e Straw and Sense Wire



- Straw is grounded (cathode) with radius $r_s=2.5\text{mm}$, and sense wire is at 1450V (anode) with radius $r_w=12.5\mu\text{m}$

$$E(r) = \frac{V_w}{r \ln(r_s/r_w)}$$


- Due to this electric field, secondary electrons drift toward sense wire
- Displacement of wire inside straw, or increase in voltage, can cause electrical breakdown

When an ionization event takes place in a straw,
how is it detected?

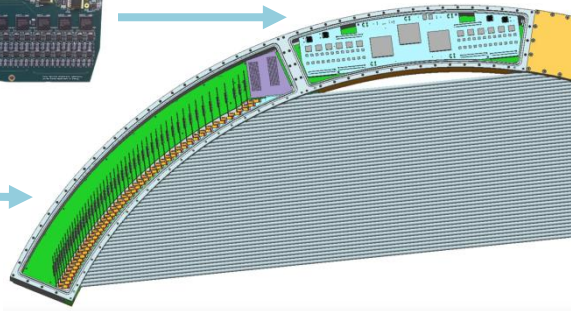
- Just outside active detector region, front-end electronics will amplify and digitize the signal from ionization events
- Highly segmented detector capable of readout efficiency in high hit rate averaging around 15 kHz/cm^2
- Electronics must also withstand neutron and photon flux produced when muons interact with stopping target nuclei



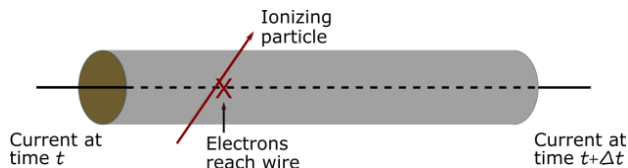
DRAC - Digitization and Readout Control



Preamps connected to straws

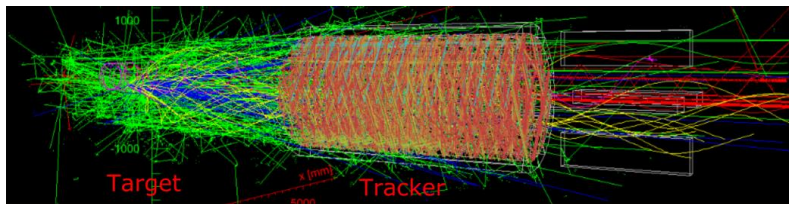


- Readout at both ends of the straw constrains hit position along straw axis, within several cm

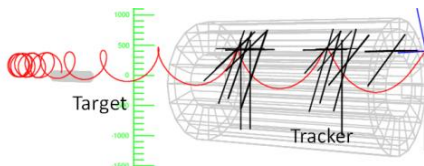


- Timing of the current pulse from an electron cascade gives the distance from ionization event to wire, based on electron drift velocity
- Measure current pulse time to within 2ns for 100 μ m resolution in hit position

With so many particles passing through the tracker,
how do we know if a hit is from a conversion
electron or another particle?



- Particle trajectories are simulated segment by segment using Monte Carlo methods in GEANT4, based on measured properties of the tracker
- Analysis goal: distinguish pattern of conversion electron hits
- Group hits by time and fit geometrically, using several iterations to reach a helix with $<0.2\%$ momentum resolution



Exciting Times Ahead...

- Mu2e has the potential to discover charged lepton flavor violation in muon to electron conversion, a previously unobserved process that would indicate the existence of new physics
- To reach a single event sensitivity of 3×10^{-17} , electron momenta must be determined with better than 0.2% resolution
- The Mu2e solution to this challenge is an innovative straw tracker design
 - Drift cell straws have ultra low mass to minimize energy loss and multiple scattering
 - A central hole to avoid beam particles and low energy electrons
 - Highly segmented active detector volume to maintain efficiency at high hit rates

...check back in 2021 to see the initial physics data!