

PAPER • OPEN ACCESS

## A trapped-ion simulator for spin-boson models with structured environments

To cite this article: A Lemmer *et al* 2018 *New J. Phys.* **20** 073002

View the [article online](#) for updates and enhancements.

### You may also like

- [Heat transport through a two-level system embedded between two harmonic resonators](#)  
Tsuyoshi Yamamoto and Takeo Kato
- [Quantum-classical correspondence in spin-boson equilibrium states at arbitrary coupling](#)  
F Cerisola, M Berritta, S Scali et al.
- [Fidelities in the spin-boson model](#)  
Sergei L Lukyanov



## PAPER

## A trapped-ion simulator for spin-boson models with structured environments

## OPEN ACCESS

## RECEIVED

10 February 2018

## REVISED

30 April 2018

## ACCEPTED FOR PUBLICATION

29 May 2018

## PUBLISHED

4 July 2018

Original content from this work may be used under the terms of the [Creative Commons Attribution 3.0 licence](#).

Any further distribution of this work must maintain attribution to the author(s) and the title of the work, journal citation and DOI.

A Lemmer<sup>1</sup>, C Cormick<sup>2</sup>, D Tamascelli<sup>1,3</sup>, T Schaetz<sup>4</sup>, S F Huelga<sup>1</sup> and M B Plenio<sup>1</sup><sup>1</sup> Institut für Theoretische Physik and IQ<sup>ST</sup>, Universität Ulm, Albert-Einstein Alle 11, D-89069 Ulm, Germany<sup>2</sup> IFEG, CONICET and Universidad Nacional de Córdoba, X5000HUA, Córdoba, Argentina<sup>3</sup> Dipartimento di Fisica, Università degli Studi di Milano, Via Celoria 16, I-20133 Milano, Italy<sup>4</sup> Physikalisches Institut, Albert-Ludwigs-Universität Freiburg, Hermann-Herder-Str. 3, D-79104 Freiburg, GermanyE-mail: [martin.plenio@uni-ulm.de](mailto:martin.plenio@uni-ulm.de)**Keywords:** quantum simulation, trapped ions, spin-boson models**Abstract**

We propose a method to simulate the dynamics of spin-boson models with small crystals of trapped ions where the electronic degree of freedom of one ion is used to encode the spin while the collective vibrational degrees of freedom are employed to form an effective harmonic environment. The key idea of our approach is that a single damped mode can be used to provide a harmonic environment with Lorentzian spectral density. More complex spectral functions can be tailored by combining several individually damped modes. The protocol is especially well-suited to simulate spin-boson models with structured environments. We propose to work with mixed-species crystals such that one species serves to encode the spin while the other species is used to cool the vibrational degrees of freedom to engineer the environment. The strength of the dissipation on the spin can be controlled by tuning the coupling between spin and vibrational degrees of freedom. In this way the dynamics of spin-boson models with macroscopic and non-Markovian environments can be simulated using only a few ions. We illustrate the approach by simulating an experiment with realistic parameters and show by computing quantitative measures that the dynamics is genuinely non-Markovian.

**1. Introduction**

The spin-boson model is an archetypical model of an open quantum system. It is applied in numerous contexts ranging from chemical reactions [1] and biological molecular aggregates [2] to solid state physics [3–5]. The model describes a single spin coupled to a dissipative environment formed by an infinite set of harmonic oscillators. It is well-known that the effect of thermal oscillator environments on a quantum system is fully described by a single scalar function, the spectral density (also spectral function) of the environment [4]. Although approximate analytic solutions have been found for some spectral densities [3, 4], no closed analytic solution of the spin-boson model is known. Meanwhile, dynamics and thermodynamical properties of spin-boson models have been investigated by a number of numerical approaches including techniques based on the numerical renormalization group [5], time-dependent density matrix renormalization group [6, 7], path integral Monte Carlo [8], or the quasi-adiabatic propagator path integral approach [9]. Numerical simulations are especially needed for environments with spectral densities where the reorganization energy is of the order of the spectral width or for highly structured environments with long-lived vibrational modes. In these cases, strong system-environment correlations can lead to highly non-trivial dynamics and it is known that reduced effective models do not represent the dynamics faithfully [10, 11]. Moreover, these types of spectral densities, which are of particular relevance for the excitonic and electronic dynamics in biomolecular systems [12], pose considerable challenges for the numerical methods. One example for this is the prediction of the results of nonlinear spectroscopy which is exceedingly hard on conventional computers already for small systems [13]. Therefore, an experimental simulator of spin-boson models with a high degree of control is desirable.

Trapped atomic ions provide a clean and highly controllable system where many dynamical quantities are directly accessible. They have proven to be a versatile platform for the simulation of a wide range of physical models including defect formation in classical phase transitions [14–16] as well as open and closed quantum systems [17–22]. The simulation of spin-boson models using trapped atomic ions has been proposed previously [23] requiring rather large crystals comprising 50–100 ions. These crystals feature a large number of vibrational modes which can be used to act as a mesoscopic environment for the spin. However, for such large crystals the level of control needed to simulate spin-boson models is experimentally very hard to achieve.

In this work, we develop a proposal to simulate the dynamics of spin-boson models with small crystals of trapped ions. Our procedure also relies on the vibrational degrees of freedom to act as the environment, but it makes use of the fact that a damped mode produces a Lorentzian spectral density [1]. This result was derived in [1] assuming that the damping is provided by an oscillator reservoir with Ohmic spectral density. Cooling of trapped ions, however, is usually described by a Lindblad equation. Here, we show that the Lorentzian spectral density can also be obtained for appropriate parameters if the damping is modeled by a Lindblad equation, extending the results of [24–27]. Combining several damped modes, arbitrary spectral densities can be constructed. The shape of the tailored spectral density is controlled by the couplings of the spin to the modes, the mode frequencies and the damping rates. Accordingly, both the shape of the spectral density and the strength of the dissipation can be tuned by the experimenter. As we show below, the effective Lorentzian spectral density can typically only be attributed to the damped oscillator in Lindblad description if the damping rate is considerably smaller than the mode frequency. Therefore, our protocol is especially well-suited for the simulation of spin-boson models with environments that feature structured spectral densities. The spectral densities constructed with the protocol are continuous functions of frequency and can thus be identified with an environment made up of a macroscopic number of modes as it occurs in the condensed phase. Accordingly, with our method one can tailor environments with continuous and highly structured spectral densities using only a small number of oscillators to form the environment.

It is interesting to note that this approach is useful already for a small number of modes that are used to model the environment because the direct numerical simulation of a spin coupled to damped modes in Lindblad description becomes inefficient already for a few modes. The reduced overhead of our protocol brings the simulation of spin-boson models and the prediction of nonlinear spectroscopy of such systems to the realm of state-of-the-art trapped-ion setups.

The article is structured as follows. In section 2, we introduce the spin-boson model and the concept of the influence functional. Then, in section 3 we discuss the spectral densities generated by damped oscillators in different models of damping. Based on these results, we introduce our protocol for the simulation of spin-boson models and benchmark the procedure with a comparison to a numerically exact simulation of the full many-body dynamics in section 4. We then proceed to illustrate how the protocol can be implemented with currently available ion trap experiments. In section 5, we show that the protocol is robust to the most common experimental sources of noise. Finally, in section 6 we show that the dynamics in our simulations are truly non-Markovian by computing two quantitative measures of non-Markovianity. We close with a summary of our results and discuss future perspectives for simulations of spin-boson models with trapped ions in section 7.

## 2. Spin-boson model

The spin-boson model describes a two-level system (spin 1/2) in a dissipative environment which is modeled by an infinite set of non-interacting harmonic oscillators. Denoting the energy splitting between the spin states  $|\uparrow\rangle$  and  $|\downarrow\rangle$  by  $\epsilon$  and the coupling between them by  $\hbar\Delta$ , the Hamiltonian of the global system reads [3]

$$H_{\text{sb}} = \frac{\epsilon}{2}\sigma^z - \frac{\hbar\Delta}{2}\sigma^x - \frac{1}{2}\sigma^z \sum_n \hbar\lambda_n(a_n + a_n^\dagger) + \sum_n \hbar\omega_n a_n^\dagger a_n, \quad (1)$$

where  $\sigma^z = |\uparrow\rangle\langle\uparrow| - |\downarrow\rangle\langle\downarrow|$  and  $\sigma^x = |\uparrow\rangle\langle\downarrow| + |\downarrow\rangle\langle\uparrow|$ .  $a_n^\dagger(a_n)$  denotes the raising (lowering) operator of environmental mode  $n$  and  $\omega_n$  its frequency while the real  $\lambda_n$  describe the couplings of the spin to the environmental oscillators. The spectral density which determines the influence of the oscillator environment on the spin [3, 4] reads

$$J(\omega) = \pi \sum_n \lambda_n^2 \delta(\omega - \omega_n) \quad (2)$$

with  $\delta$  the Dirac  $\delta$ -function. For a macroscopic environment, one assumes that the frequencies are so closely spaced that  $J(\omega)$  becomes a continuous function of  $\omega$ .

One is generally interested in finding the reduced dynamics of the spin for an environment with a certain spectral density. The path integral formalism [28] provides us with an exact expression for the propagator of the spin state where the effects of the environment are already included. For factorizing initial conditions

$\rho_0 = \rho_s \otimes \rho_\beta$  with some spin state  $\rho_s$  and the environmental modes in a thermal state  $\rho_\beta$  at inverse temperature  $\beta = (k_B T)^{-1}$ , the propagator for the spin reads [29]

$$G(t, 0) = \int_{q_0}^{q_f} Dq \int_{q'_0}^{q'_f} Dq' e^{\frac{i}{\hbar}(S_0[q] - S_0[q'])} F[q, q']. \quad (3)$$

Here, the path integral  $\int_{q_0}^{q_f} Dq$  runs over all spin state trajectories connecting  $q(0) = q_0$  and  $q(t) = q_f$ ,  $S_0[q]$  is the action of the free spin evolution and  $F[q, q']$  is the Feynman–Vernon influence functional [29]. The influence functional contains the effect of the environment on the spin dynamics. For an oscillator environment and the considered coupling it can be written as [3]

$$F[q, q'] = \exp \left\{ - \int_0^t dt' \int_0^{t'} ds [q(t') - q'(t')] [L(t' - s)q(s) - L^*(t' - s)q'(s)] \right\}. \quad (4)$$

Here

$$L(t) = \frac{1}{\hbar^2} \langle X(t)X(0) \rangle_\beta \quad (5)$$

is the reservoir correlation function with  $X = \sum_n \hbar \lambda_n (a_n + a_n^\dagger)$ . Note that the correlation function in equation (5) is evaluated with respect to the free evolution of the environmental oscillators. Alternatively,  $L(t)$  can be expressed in terms of the spectral density  $J(\omega)$ :

$$L(t) = \frac{1}{\pi} \int_0^\infty d\omega J(\omega) \left[ \coth \left( \frac{\beta \hbar \omega}{2} \right) \cos(\omega t) - i \sin(\omega t) \right]. \quad (6)$$

Hence, we see that the influence of the environment on the spin is equivalently given either by the coordinate correlation function of the environment or by its spectral density.

### 3. Environments of damped harmonic oscillators

The key idea underlying our proposal for the simulation of spin–boson models is the result that a harmonic oscillator damped by an oscillator bath with Ohmic spectral density yields an effective environment with Lorentzian spectral density [1]. In this section, we will analyze this effective spectral density and compare it to that of a damped harmonic oscillator in Lindblad description. In particular, we show that the two models of damping yield the same effective spectral density for appropriate parameters. To this end, we analyze the correlation functions of the two reservoirs and show when the correlation functions and their spectral representations coincide. The observation that different environments that produce the same influence functional have the same effect on the dynamics of a reduced system [29] completes the argument that also a damped oscillator in Lindblad description can act as an effective harmonic environment.

Let us start by considering an environment that consists of a single harmonic oscillator of free oscillation frequency  $\Omega$  which is damped by an oscillator reservoir with Ohmic spectral function  $J_O(\omega) = K\omega e^{-\omega/\omega_c}$ . Here,  $K$  is a constant and  $\omega_c$  a high-frequency cutoff. For brevity, we call this damped harmonic oscillator ‘Ohmic oscillator’ in the following. For a strictly Ohmic environment, i.e.  $\omega_c \rightarrow \infty$ , that causes damping at rate  $\kappa$  on the coordinate of the oscillator, the effective spectral density generated by the damped oscillator on the spin is Lorentzian [1]

$$J_{\text{eff}}(\omega) = \lambda^2 \left[ \frac{\kappa}{\kappa^2 + (\omega - \omega_m)^2} - \frac{\kappa}{\kappa^2 + (\omega + \omega_m)^2} \right]. \quad (7)$$

Here,  $\omega_m = \sqrt{\Omega^2 - \kappa^2}$  is the reduced frequency of the damped oscillator and  $\hbar\lambda$  the spin–oscillator coupling as in equation (1). Note that we restrict our considerations to the underdamped regime  $\kappa < \Omega$ .

In trapped-ion experiments, the motion of the ions is usually expressed in terms of a set of normal modes, each of which is a harmonic oscillator. Cooling of the modes is commonly described by a Lindblad equation [30, 31]. Therefore, it is not immediately clear if we can obtain an effective spectral density as for the Ohmic oscillator, equation (7). We will now show that this is possible and that we obtain the same spectral function for appropriate parameters. It is easier to start by considering the reservoir correlation functions in the time domain in order to establish the correspondence between the effective environments for the two models of damping.

#### 3.1. Reservoir correlation functions

The reservoir correlation function  $L(t)$  in equation (5) may be written explicitly in terms of the environmental coordinate correlation functions. To see this, note that we can write

$$\hbar\lambda_n(a_n + a_n^\dagger) = \frac{\hbar\lambda_n}{x_{0,n}}x_n, \quad (8)$$

where  $x_n$  is the position operator of oscillator  $n$  with mass  $m_n$  and  $x_{0,n} = \sqrt{\hbar/(2m_n\omega_n)}$ . Using the above identity, we may write the reservoir correlation function in equation (5) as

$$L(t) = \sum_n \frac{\lambda_n^2}{x_{0,n}^2} \langle x_n(t)x_n(0) \rangle_\beta, \quad (9)$$

where we have used that the oscillators are independent. We note again that for the coupling between spin and environment in the Hamiltonian in equation (1) the coordinate correlation function of the free environmental oscillators determines the influence on the spin.

In the following, we consider only a single oscillator and therefore we omit the index  $n$ . Since the coordinate correlation function  $\langle x(t)x(0) \rangle_\beta$  is in general complex-valued

$$\langle x(t)x(0) \rangle_\beta = S(t) + iA(t), \quad (10)$$

where  $S(t) = \frac{1}{2} \langle \{x(t), x(0)\} \rangle_\beta$  and  $A(t) = \frac{1}{2i} \langle [x(t), x(0)] \rangle_\beta$ , also  $L(t)$  is a complex-valued function

$$L(t) = L'(t) + iL''(t) \quad (11)$$

with real and imaginary parts  $L'(t)$  and  $L''(t)$ .

For the oscillator damped by a strictly Ohmic bath, the coordinate correlation function and thus  $L(t)$  can be calculated analytically [3, 32]. For a bath at inverse temperature  $\beta$ , we obtain

$$L'(t) = L_1(t) + L_2(t), \quad (12)$$

where

$$\begin{aligned} L_1(t) &= \lambda^2 \left[ \frac{\sinh(\beta\hbar\omega_m)}{\cosh(\beta\hbar\omega_m) - \cos(\hbar\beta\kappa)} \cos(\omega_m t) + \frac{\sin(\hbar\beta\kappa)}{\cosh(\beta\hbar\omega_m) - \cos(\hbar\beta\kappa)} \sin(\omega_m |t|) \right] e^{-\kappa|t|}, \\ L_2(t) &= -\lambda^2 \frac{8\kappa\omega_m}{\hbar\beta} \sum_{n=1}^{\infty} \frac{\nu_n e^{-\nu_n|t|}}{(\Omega^2 + \nu_n^2)^2 - 4\kappa^2\nu_n^2} \end{aligned} \quad (13)$$

with the Matsubara frequencies  $\nu_n = 2\pi n/(\hbar\beta)$ , and

$$L''(t) = -\lambda^2 \sin(\omega_m t) e^{-\kappa|t|}. \quad (14)$$

Note that we again assumed the underdamped regime  $\kappa < \Omega$  here. The reservoir correlation function for the Ohmic oscillator can also be written in the form of equation (6)

$$L(t) = \frac{1}{\pi} \int_0^\infty d\omega J_{\text{eff}}(\omega) \left[ \coth\left(\frac{\beta\hbar\omega}{2}\right) \cos(\omega t) - i \sin(\omega t) \right], \quad (15)$$

where  $J_{\text{eff}}(\omega)$  is given in equation (7).

In Lindblad description, a damped harmonic oscillator coupled to a thermal reservoir at inverse temperature  $\beta$  evolves according to

$$\dot{\rho} = -i[\omega_m a^\dagger a, \rho] + \mathcal{D}_{\kappa, \bar{n}} \rho, \quad (16)$$

where  $a, a^\dagger$  are the ladder operators of the damped mode and the frequency  $\omega_m$  is taken to include possible renormalizations due to the damping. The dissipator reads [33]

$$\mathcal{D}_{\kappa, \bar{n}} \rho = \kappa(\bar{n} + 1)[a\rho a^\dagger - a^\dagger a \rho] + \kappa\bar{n}[a^\dagger \rho a - a a^\dagger \rho] + \text{h.c.} \quad (17)$$

Note that the above form of the Lindblad equation is also used to describe laser cooling of trapped ions [30, 31]. In the following, we call the damped oscillator where the damping is described by the Lindblad equation (16) ‘Lindblad oscillator’. Employing the quantum regression theorem, we can compute the coordinate correlation function  $\langle x(t)x(0) \rangle_{\beta, \text{L}} = S_{\text{L}}(t) + iA_{\text{L}}(t)$  of the Lindblad oscillator. Inserting the resulting expressions into equation (9), we obtain the reservoir correlation function of the Lindblad oscillator

$$L_{\text{L}}(t) = L'_{\text{L}}(t) + iL''_{\text{L}}(t). \quad (18)$$

The real part reads

$$L'_{\text{L}}(t) = \lambda^2 \coth\left(\frac{\beta\hbar\omega_m}{2}\right) \cos(\omega_m t) e^{-\kappa|t|}, \quad (19)$$

and the imaginary part is given by

$$L''_{\text{L}}(t) = -\lambda^2 \sin(\omega_m t) e^{-\kappa|t|}. \quad (20)$$

Comparing equations (14) and (20), we find that the imaginary parts of the reservoir correlation functions  $L(t)$  and  $L_{\text{L}}(t)$  are exactly equal. Note that here we have tacitly assumed that the damping rates  $\kappa$  and the reduced

oscillator frequencies  $\omega_m$  are the same in both cases. However, despite this assumption  $L'_L(t)$  has a different functional form than  $L'(t)$  in equation (12).

Since  $L''_L(t) = L''(t)$ , we can also write  $L''_L(t)$  in terms of  $J_{\text{eff}}(\omega)$  of equation (7) by taking the imaginary part of equation (6). This is, however, not the case for  $L'_L(t)$ . Writing  $L'_L(t)$  as in equation (6), we obtain  $L'_L(t) = \frac{1}{\pi} \int_0^\infty d\omega J'_{\text{eff}}(\omega) \coth(\beta\hbar\omega/2) \cos(\omega t)$ , where

$$J'_{\text{eff}}(\omega) = \lambda^2 \frac{\coth\left(\frac{\beta\hbar\omega_m}{2}\right)}{\coth\left(\frac{\beta\hbar\omega}{2}\right)} \left[ \frac{\kappa}{\kappa^2 + (\omega - \omega_m)^2} + \frac{\kappa}{\kappa^2 + (\omega + \omega_m)^2} \right]. \quad (21)$$

Hence,  $L_L(t)$  in general cannot be written in terms of a single spectral density but takes the form

$$L_L(t) = \frac{1}{\pi} \int_0^\infty d\omega \left[ J'_{\text{eff}}(\omega) \coth\left(\frac{\beta\hbar\omega}{2}\right) \cos(\omega t) - i J_{\text{eff}}(\omega) \sin(\omega t) \right]. \quad (22)$$

Despite the differences, it is possible to obtain very good agreement also between the real parts  $L'(t)$  and  $L'_L(t)$  and their frequency space representations equations (7) and (21). References [32, 34] estimate that the quantum regression theorem can only yield quantitatively correct predictions for the two-time correlation functions of the damped harmonic oscillator if  $\kappa \ll \omega_m$  and  $\hbar\beta\kappa \ll 1$ . Indeed, under these assumptions we find very good agreement between both  $L'(t)$  and  $L'_L(t)$  and their frequency space representations  $J_{\text{eff}}(\omega)$  and  $J'_{\text{eff}}(\omega)$ . We can understand the two conditions as follows. The Lindblad equation (16) with the dissipator in equation (17) is a good description for the damped oscillator for weak coupling between the oscillator and its environment which is reflected by the condition  $\kappa \ll \omega_m$ . Furthermore, at very low temperatures the decay of  $L'(t)$  is dictated by the Matsubara frequencies in  $L_2(t)$ . This decay cannot be reproduced by  $L'_L(t)$  which only features a single decay rate. For

$$\kappa/\nu_1 = \hbar\beta\kappa/(2\pi) \ll 1, \quad (23)$$

the smallest Matsubara frequency is much larger than the decay rate  $\kappa$  and we can neglect  $L_2(t)$  if we are interested in not too short time scales [3]. In this case,  $L'(t) \approx L_1(t)$  which can be correctly reproduced by the regression theorem result  $L'_L(t)$  in the considered parameter regime, as we will see shortly.

Recalling that  $\beta = 1/(k_B T)$ , we find that the condition in equation (23) puts a lower bound on the temperature where the identification of  $L(t)$  and  $L_L(t)$  is possible for a fixed cooling rate. However, also too high temperatures lead to deviations such that there is an intermediate temperature range where the best agreement is achieved (see appendix A for a more detailed discussion).

Thus, we have established a regime where the coordinate correlation function of the Lindblad oscillator approximately coincides with that of the Ohmic oscillator. Summarizing, we require

$$\kappa \ll \omega_m \quad \text{and} \quad \kappa\hbar\beta/(2\pi) \ll 1 \quad (24)$$

for the functions  $L_L(t)$  and  $L(t)$  to coincide. In this regime, the Lindblad oscillator produces the same reservoir correlation function and thus influence functional as the Ohmic oscillator. According to the equivalence theorem in [35], in this regime the Lindblad oscillator acts as an effective macroscopic reservoir with Lorentzian spectral density as given in equation (7) above.

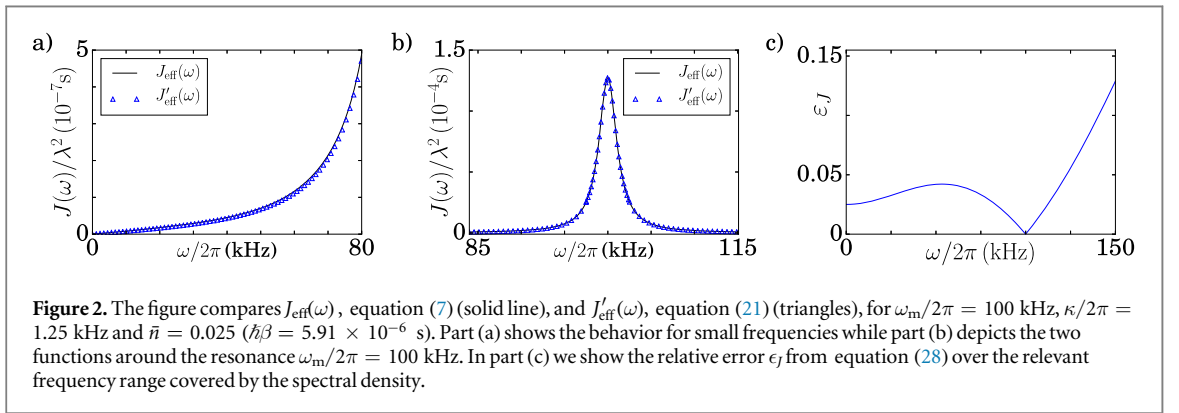
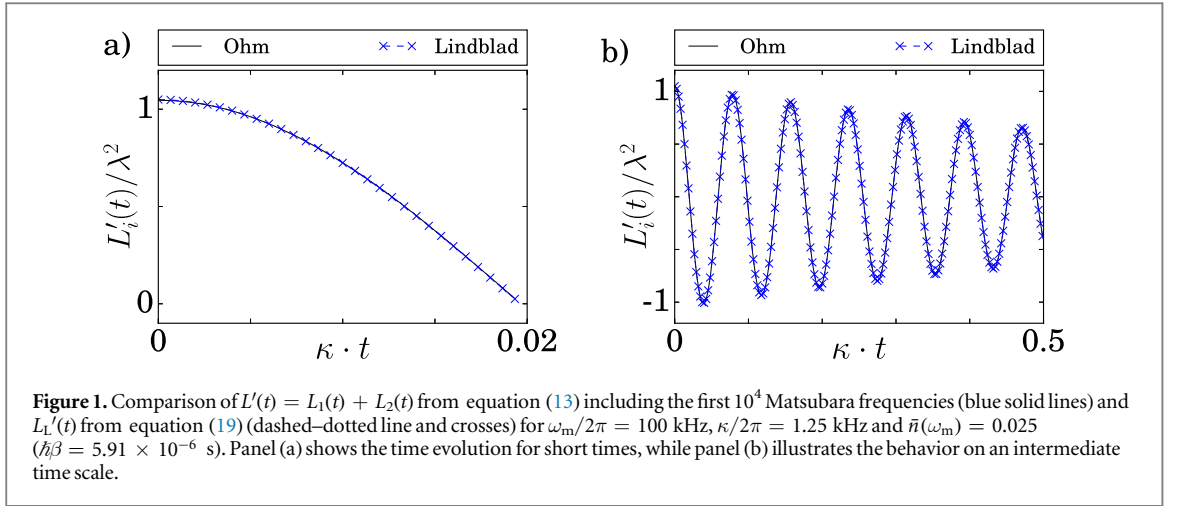
For ion-trap experiments, one usually considers the mean occupation number  $\bar{n}$  of the bosonic modes rather than their temperature and therefore it is desirable to cast condition (23) in a form where it depends on  $\bar{n}$ . Assuming a thermal state for a bosonic mode, we can associate the temperature  $T_{\text{eff}} = \hbar\omega/[k_B \log(1 + 1/\bar{n})]$  to the mode and the condition  $\hbar\beta\kappa/(2\pi) \ll 1$  becomes

$$\frac{\log(1 + \frac{1}{\bar{n}})}{2\pi} \frac{\kappa}{\omega_m} \ll 1. \quad (25)$$

In order to make our considerations more quantitative and to illustrate that the match of the reservoir correlation functions is indeed very good for parameters of interest, we make a numerical comparison of the functions  $L(t)$  and  $L_L(t)$  in the regime  $\kappa \ll \omega_m$ ,  $\nu_1$ . Since the imaginary parts of the two functions are equal, we focus on the real parts  $L'(t)$  and  $L'_L(t)$ . In figure 1 we plot  $L'(t)/\lambda^2$  including the first  $10^4$  Matsubara frequencies together with  $L'_L(t)/\lambda^2$  for the parameters specified in table 1 below. These parameters are realistic for an ion trap experiment. In part (a) of the figure we compare  $L'(t)$  and  $L'_L(t)$  on short and in part (b) on intermediate time scales. One can appreciate excellent agreement between the two functions.

### 3.2. Frequency space

In the previous section, we have seen that in the parameter regime specified in equation (24) the Lindblad description of the damped harmonic oscillator reproduces the reservoir correlation function  $L(t)$  of the Ohmic



**Table 1.** Parameters for the simulation of a spin-boson model with Lorentzian spectral density with trapped ions.

$\omega_m/2\pi$	$\kappa/2\pi$	$\bar{n}(\omega_m)$	$\hbar\beta$	$\epsilon/(\hbar 2\pi)$
100 kHz	1.25 kHz	0.025	$5.91 \times 10^{-6}$ s	0 kHz

oscillator. In fact, in almost all cases environments are characterized by their spectral density rather than their correlation function  $L(t)$ , which is obtained from the spectral density  $J(\omega)$  through equation (6).

The frequency space representation for the real part of the correlation function of the Lindblad oscillator is given in equation (22). Comparing the functions  $J_{\text{eff}}(\omega)$  and  $J'_{\text{eff}}(\omega)$  from equations (7) and (21), we find that in general  $J'_{\text{eff}}(\omega) \neq J_{\text{eff}}(\omega)$  and that we hence cannot write  $L_L(t)$  as a function of a single spectral density as in equation (6), in general. Yet, from our considerations in the previous section we expect that for parameters satisfying equation (24) we have

$$J'_{\text{eff}}(\omega) \approx J_{\text{eff}}(\omega), \quad (26)$$

such that we can write  $L_L(t)$  as

$$L_L(t) \approx \frac{1}{\pi} \int_0^\infty d\omega J_{\text{eff}}(\omega) \left[ \coth\left(\frac{\beta\hbar\omega}{2}\right) \cos(\omega t) - i \sin(\omega t) \right]. \quad (27)$$

In this case, the reservoir correlation function can also be written in the form of equation (6) as for a macroscopic oscillator environment.

In figure 2 we compare the left and right hand sides of equation (26) for the parameters specified in table 1 for which we found excellent agreement between the correlation functions  $L_L(t)$  and  $L(t)$  (see figure 1). Panel (a) shows  $J_{\text{eff}}(\omega)$  (solid line) and  $J'_{\text{eff}}(\omega)$  (triangles) for small frequencies and part (b) shows the behavior around the resonance  $\omega_m/2\pi = 100$  kHz. Both parts of the figure show that we obtain very good agreement in frequency space, too. Part (c) of the figure shows the relative error

$$\epsilon_J = \frac{|J'_{\text{eff}}(\omega) - J_{\text{eff}}(\omega)|}{J_{\text{eff}}(\omega)}, \quad (28)$$

which is remarkably small over the whole range  $\omega/2\pi = 0\text{--}150$  kHz. Note that the increase in the relative error for higher frequencies is because the spectral density  $J_{\text{eff}}(\omega)$  goes to zero more rapidly than  $J'_{\text{eff}}(\omega)$ . However, since both contributions are small, the effect of this difference should be negligible as long as the frequency of the spin coupled to this effective environment does not lie in this range.

In summary, we confirm the result of the previous section: for appropriate choices of mode frequency, cooling rate and temperature, the damped oscillator evolving according to the Lindblad equation can be attributed the effective spectral density  $J_{\text{eff}}(\omega)$ , equation (7), of a macroscopic oscillator environment. Note that the treatment is not perturbative in the spin-motion coupling  $\lambda$ , so that this equivalence is valid for arbitrary values of  $\lambda$  as long as the Lindblad equation holds.

## 4. Trapped-ion simulations of spin-boson models

In this section, we introduce our protocol for the simulation of spin-boson models. We illustrate the procedure for a trapped-ion experiment but it can also be adapted to other experimental platforms.

### 4.1. Simulation protocol

The Hamiltonian of the spin-boson model we want to simulate is given in equation (1). The influence of the environment on the spin dynamics is determined by the spectral density in equation (2) which we assume to be a smooth function of  $\omega$  here.

In the previous section, we have seen that a Lindblad oscillator yields an effective environment with spectral density  $J_{\text{eff}}(\omega)$  from equation (7) if the parameters satisfy the conditions in equation (24). Let us now assume that a spin is coupled to  $N$  independent damped harmonic oscillators in Lindblad description that satisfy the constraints in equation (24). Then, a spectral density  $J_{\text{eff},n}(\omega)$  given by equation (7) with the corresponding  $\lambda_n$ ,  $\kappa_n$ ,  $\omega_n$  can be attributed to oscillator  $n$ ,  $n = 1, \dots, N$ .

The combined influence functional of different statistically and dynamically independent environments is given by the product of the individual influence functionals [29]. Using this property for the environment composed of the  $N$  independent Lindblad oscillators yields the reservoir correlation function

$$L(t) = \frac{1}{\pi} \int_0^\infty d\omega \sum_{n=1}^N J_{\text{eff},n}(\omega) \left[ \coth\left(\frac{\beta_n \hbar \omega}{2}\right) \cos(\omega t) - i \sin(\omega t) \right]. \quad (29)$$

Here,  $\beta_n$  is the temperature of the reservoir associated with oscillator  $n$ . If all reservoirs have the same temperature, i.e.  $\beta_n = \beta$  for  $n = 1, \dots, N$ , their spectral densities add up and one can construct effective spectral densities

$$J(\omega) = \sum_{n=1}^N J_{\text{eff},n}(\omega). \quad (30)$$

Hence, the  $N$  independent Lindblad oscillators yield an effective environment with the spectral density  $J(\omega)$  of equation (30). If the number of available oscillators is not restricted, any spectral density can be decomposed as in equation (30). In the limiting case of infinitely many oscillators and vanishing damping, equation (30) yields equation (2). Of course, in practice the number of oscillators  $N$  is finite. Yet, this still allows us to create a large variety of spectral densities.

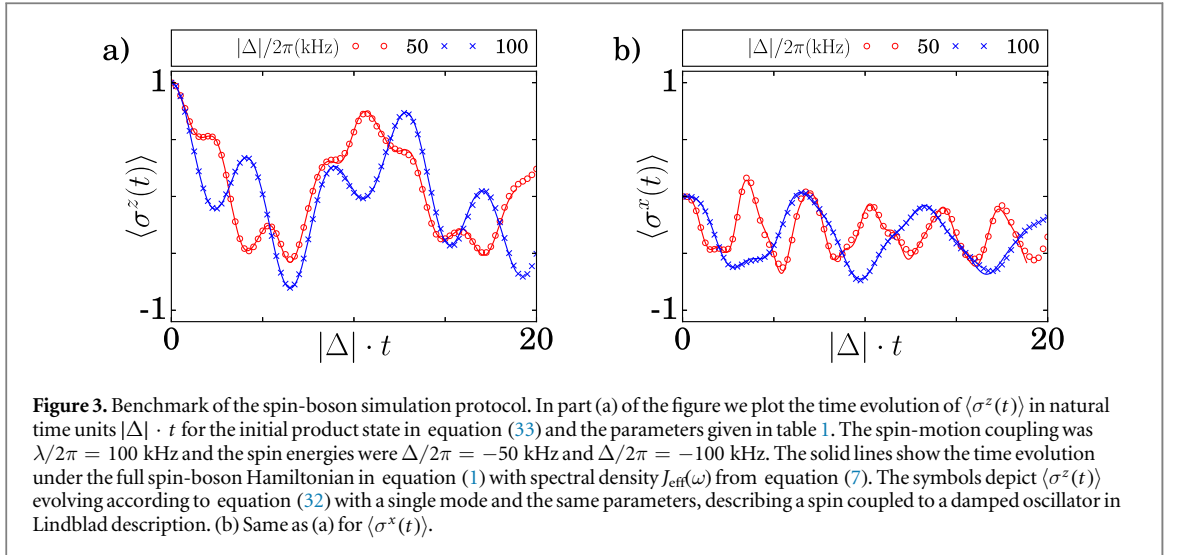
If we want to approximate a certain target spectral density  $J_T(\omega)$  with  $N$  oscillators, we can find the values for the  $\lambda_n$ ,  $\kappa_n$ ,  $\omega_n$ ,  $n = 1, \dots, N$  that reproduce the desired spectral density by minimizing the functional [36]

$$E[\{\lambda_n, \kappa_n, \omega_n\}] = \int_0^\infty d\omega |J_T(\omega) - J(\omega)|^2. \quad (31)$$

Note that the optimization is subject to the conditions in equation (24) if we use Lindblad oscillators to form the environment. Therefore, if we use Lindblad oscillators and want to employ as few oscillators as possible, the procedure works best for structured environments.

Summarizing the above idea, in order to simulate a spin-boson model described by the Hamiltonian in equation (1) with a spectral density  $J(\omega)$ , we have to engineer a physical system in such a way that it evolves according to

$$\dot{\rho} = -\frac{i}{\hbar} [\tilde{H}_{\text{sb}}, \rho] + \sum_n \mathcal{D}_{\kappa_n, \tilde{n}}^{(n)} \rho, \quad (32)$$



where the conditions in equation (24) are satisfied for each mode and the spectral densities associated with the damped modes fulfill equation (30). The Hamiltonian  $\tilde{H}_{\text{sb}}$  is the same as that in equation (1) but the index  $n$  now only runs over the set of damped modes.

In order to confirm the above statement, we simulated the dynamics of  $\langle \sigma^z(t) \rangle$  and  $\langle \sigma^x(t) \rangle$  for the full spin-boson Hamiltonian in equation (1) with spectral density  $J_{\text{eff}}(\omega)$  from equation (7) using the numerically exact TEDOPA algorithm [6] and compared them with those given by equation (32) with  $\tilde{H}_{\text{sb}}$  for a single mode. Details regarding the TEDOPA simulation technique and its implementation are given in appendix B. We considered an initial product state

$$\rho_0 = |\uparrow\rangle\langle\uparrow| \otimes \rho_\beta, \quad (33)$$

where  $\rho_\beta$  is a thermal state with  $\hbar\beta = 5.91 \times 10^{-6}$  s which corresponds to  $\bar{n}(\omega_m) = 0.025$  for the Lindblad oscillator. Furthermore, we take  $\epsilon = 0$ ,  $\omega_m/2\pi = 100$  kHz and  $\kappa/2\pi = 1.25$  kHz. These parameters are summarized in table 1. We chose a spin-mode coupling  $\lambda/2\pi = 100$  kHz and computed the evolution for spin energies  $\Delta/2\pi = -50$  and  $-100$  kHz. The results are displayed in figure 3. For both values of  $\Delta$  we obtain very good agreement which shows that the analogy to the macroscopic environment also holds when we probe the effective spectral density generated by the Lindblad oscillator away from the resonance and with a non-perturbative coupling. Note that one simulation for  $\Delta/2\pi = -50$  kHz took 15 days using 16 cores on a computing cluster which once more indicates the value of a trapped-ion simulator, especially for structured environments.

#### 4.2. Ion trap implementation

Let us now proceed to illustrate how the ideas discussed above can be implemented in an ion-trap experiment. We consider  $N$  singly charged atomic ions with masses  $m_i$  confined in a linear Paul trap with effective harmonic trapping potential. We assume trapping conditions such that laser cooled ions form a linear Coulomb crystal along  $z$  with equilibrium positions  $\mathbf{r}_j^0 = (0, 0, z_j^0)^T$ . The motional degrees of freedom can then be described in terms of  $N$  uncoupled normal modes in each spatial direction [37, 38] and the motional Hamiltonian reads

$$H_m = \sum_{n,\alpha} \hbar\omega_{n,\alpha} a_{n,\alpha}^\dagger a_{n,\alpha}, \quad (34)$$

where  $\omega_{n,\alpha}$  is the frequency of mode  $n$  in spatial direction  $\alpha \in \{x, y, z\}$  with ladder operators  $a_{n,\alpha}^\dagger$ ,  $a_{n,\alpha}$ .

For simplicity we focus on the case of a spin coupled to a single damped mode which corresponds to a spin-boson model with Lorentzian spectral density as in equation (7). This system already exhibits an interesting phenomenology and has been studied with a variety of numerical and analytical approaches, see e.g. [39–42]. For this purpose, we only need  $N = 2$  ions: one ion is used to encode the spin while the other ion provides sympathetic cooling of the shared modes of motion. In order to avoid that the cooling lasers couple to the spin transition, we choose to work with mixed-species ion crystals. Alternatively, one could rely on single site addressing. The internal levels of the spin ion are described by the Hamiltonian

$$H_s = \hbar \frac{\omega_0}{2} \sigma^z, \quad (35)$$

while the internal levels of the coolant ion are adiabatically eliminated from the dynamics leading to the effective description in equation (17) of the cooling [30, 31].

For concreteness we consider a crystal composed of  $^{24}\text{Mg}^+$  and  $^{25}\text{Mg}^+$ .  $^{25}\text{Mg}^+$  has a nuclear spin and we can use the states  $|F = 3, m_F = 3\rangle \equiv |\downarrow\rangle$  and  $|F = 2, m_F = 2\rangle \equiv |\uparrow\rangle$  of the  $^2S_{1/2}$  electronic hyperfine ground-state manifold to encode the spin. The spin can be driven either by a microwave or in a two-photon stimulated Raman configuration while the desired coupling of the spin to the motional degrees of freedom in the  $\sigma^z$  basis is provided by a ‘walking standing wave’. In this configuration the spin states are off-resonantly coupled to the  $P$  manifold by two laser beams near 280 nm whose beat note is tuned close to one of the motional mode frequencies [43]. The interaction of the spin ion with the applied fields is described by (see appendices C and D)

$$H_{\text{int}} = \hbar \frac{\Omega_d}{2} \sigma^+ e^{-i\omega_d t} + \hbar \frac{\Omega_{\text{odf}}}{2} e^{i(\mathbf{k}_L \mathbf{r}_2 + \phi_L)} e^{-i\omega_L t} \sigma^z + \text{h.c.}, \quad (36)$$

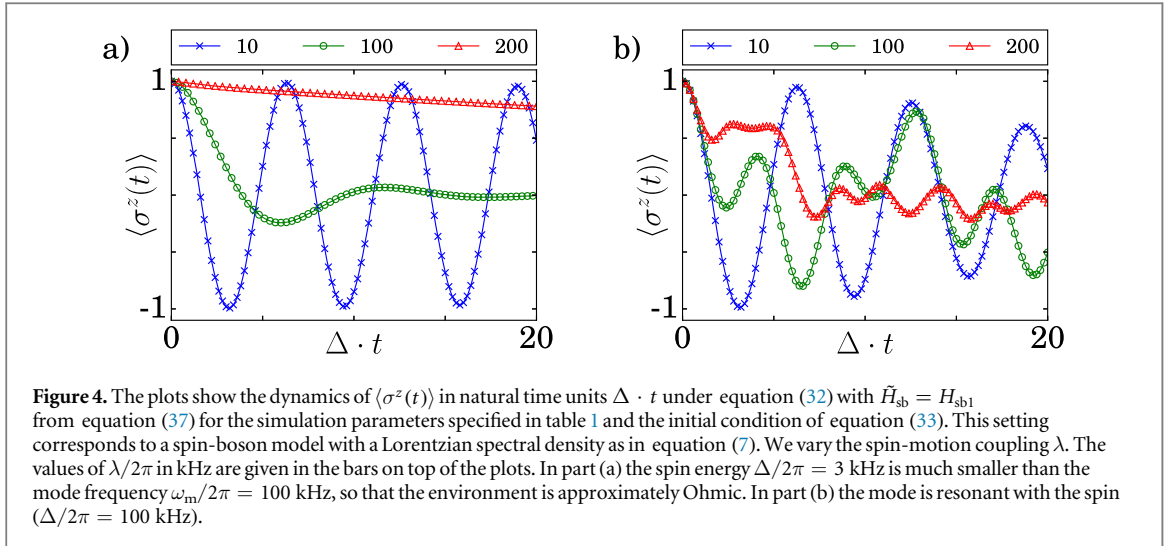
where  $\Omega_d$  is the Rabi frequency of the applied microwave or stimulated Raman field and  $\omega_d \approx \omega_0$  its frequency.  $\Omega_{\text{odf}}$ ,  $\mathbf{k}_L$ ,  $\omega_L$ ,  $\phi_L$  are the effective laser Rabi frequency, wave vector, frequency and phase, respectively and  $\mathbf{r}_2$  denotes the position of the spin ion. Directing  $\mathbf{k}_L$  along  $z$  the laser only couples to the motion along this axis. A two-ion crystal features two axial modes, an in-phase and an out-of-phase mode of motion with frequencies  $\omega_{1,z} \equiv \omega_1$  and  $\omega_{2,z} \equiv \omega_2$ . The two modes are well separated in frequency such that choosing the laser frequency  $\omega_L \approx \omega_2$  the spin only couples to the out-of-phase mode. In an interaction picture rotating with the microwave and motional frequencies and under the rotating wave approximation, the system’s Hamiltonian reads (see appendix D)

$$H_{\text{sb1}} = \frac{\hbar\delta}{2} \sigma^z + \frac{\hbar\Omega_d}{2} \sigma^x - \frac{\hbar\lambda}{2} (a_2 + a_2^\dagger) \sigma^z + \hbar\delta_m a_2^\dagger a_2, \quad (37)$$

where  $\delta = \omega_0 - \omega_d$  is the detuning of the field driving the spin transition and  $\delta_m = \omega_2 - \omega_L \ll \omega_2$  the detuning of the laser from the motional mode. The spin-motion coupling is given by  $\lambda = -i\eta_2 \Omega_{\text{odf}} e^{i(|\mathbf{k}_L|z_2^0 + \phi_L)}$  with the Lamb–Dicke factor  $\eta_2 = \sqrt{\hbar/(2m_2\omega_2)} \tilde{M}_{22} |\mathbf{k}_L|$ . Note that the laser phase can be chosen such that  $\lambda$  is real.  $\tilde{M}_{22}$  is the out-of-phase mode amplitude at the spin ion in mass weighted coordinates and  $m_2$  its mass. Identifying  $\hbar\delta = \epsilon$ ,  $\Omega_d = -\Delta$  and  $\delta_m = \omega_m$ , we obtain the desired Hamiltonian, namely the spin-boson Hamiltonian of equation (1) for a single mode. Adding the cooling on the second ion, the full system evolves according to equation (32). This is the desired time evolution for a simulation of the spin-boson model with a Lorentzian spectral density as in equation (7).

We simulate the dynamics of the system for experimentally realistic parameters. We consider an axial potential where a single  $^{24}\text{Mg}^+$  ion has a center-of-mass frequency  $\omega_{\text{com}}/2\pi = 2.54$  MHz. This potential leads to an out-of-phase mode frequency  $\omega_2/2\pi = 4.36$  MHz and  $\eta_2 \approx 0.15$  for the mixed crystal where we assumed that the lasers inducing the spin-dependent force are at right angles. Furthermore, we assume that EIT cooling [31] is applied to the  $^{24}\text{Mg}^+$  ion which has already been used to sympathetically cool mixed-species ion crystals [44]. We assume a cooling rate  $2\kappa/2\pi = 2.5$  kHz and a steady-state population  $\bar{n} = 0.025$  of the mode which is realistic in light of the results in [44]. Note that one has to make sure that the conditions in equation (24) hold for the effective mode frequency  $\omega_m = \delta_m$ , which is the detuning of the spin-motion coupling and thus much smaller than the physical mode frequency. We choose the field driving the spin to be resonant, i.e.  $\epsilon = 0$ , and a detuning  $\omega_m/2\pi = 100$  kHz of the spin-motion coupling. Accordingly, we recover the parameters of table 1 and the correspondence holds. Note that experimentally a finite bias  $\epsilon$  can easily be included by introducing a detuning to the field driving the spin transition. In the simulations, we truncate the motional Hilbert space at  $n_{\text{max}} = 15$  excitations which makes truncation errors negligible.

In figure 4 we show the dynamics of  $\langle \sigma^z(t) \rangle$  under equation (32) where  $\tilde{H}_{\text{sb}} = H_{\text{sb1}}$  from equation (37) with the parameters of table 1 for an initial state as in equation (33). We vary the spin-motion coupling  $\lambda/2\pi = 10\text{--}200$  kHz. In panel (a) we show the dynamics for  $\Delta/2\pi = 3$  kHz. In this case the spin samples the low frequencies of the spectral density in equation (7). For small  $\omega$  the spectral density shows Ohmic behavior  $J_{\text{eff}}(\omega) \sim \omega$ . We observe a transition from damped to overdamped oscillations with increasing spin-mode coupling  $\lambda$ . This behavior is expected for an Ohmic spectral density at finite temperatures [3, 4]. Note, however, that our spectral density  $J_{\text{eff}}(\omega)$ , even if Ohmic for small frequencies, does not yield the same correlation function as a strict Ohmic environment. Therefore we can only expect qualitatively similar dynamics [39, 40]. In panel (b) we show  $\langle \sigma^z(t) \rangle$  for  $\Delta/2\pi = 100$  kHz such that the spin is resonant with the mode. The remaining parameters and the initial condition are the same as in part (a). In this regime, the spin dynamics shows a very complex behavior which one would intuitively call non-Markovian. In order to verify that the observed dynamics is truly non-Markovian, we computed two quantitative measures of non-Markovianity. The results are presented in section 6 below. For now, we remark that the two measures witness non-Markovianity for both the resonant and the Ohmic case for  $\lambda \neq 0$ .



## 5. Impact of experimental sources of noise

In this section, we present an estimate of the impact of typical experimental sources of noise on the quality of the simulations of the spin-boson model dynamics. We consider two different types of noise. First, we consider the impact of a generic dephasing noise on the experimental results. Although it can be suppressed very well in many experiments, dephasing is ubiquitous in trapped-ion experiments. The second source of noise that we consider is related to the concrete implementation of the protocol that we propose. The  $\sigma^z$  spin-motion coupling via optical fields utilizes coupling of the spin states via a decaying state. In general, this type of coupling leads to decoherence due to residual off-resonant excitation of the upper level (see appendix C).

### 5.1. Dephasing noise

We consider the implementation of the spin-boson Hamiltonian as presented in the previous section and assume that the spin levels are additionally subject to dephasing noise. Including noise effects on the spin, the state  $\rho$  of the spin ion and the relevant damped mode evolves according to

$$\dot{\rho} = -\frac{i}{\hbar}[H_{sb1}, \rho] + (\mathcal{D}_{\kappa, \bar{n}} + \mathcal{D}_s)\rho, \quad (38)$$

where  $H_{sb1}$  is the spin-boson Hamiltonian for a single mode of equation (37). The dissipator now consists of two parts:  $\mathcal{D}_{\kappa, \bar{n}}$  describes the damping of the mode and is given in equation (17) while  $\mathcal{D}_s$  describes the additional dissipative effects on the spin. For dephasing noise  $\mathcal{D}_s$  is given by

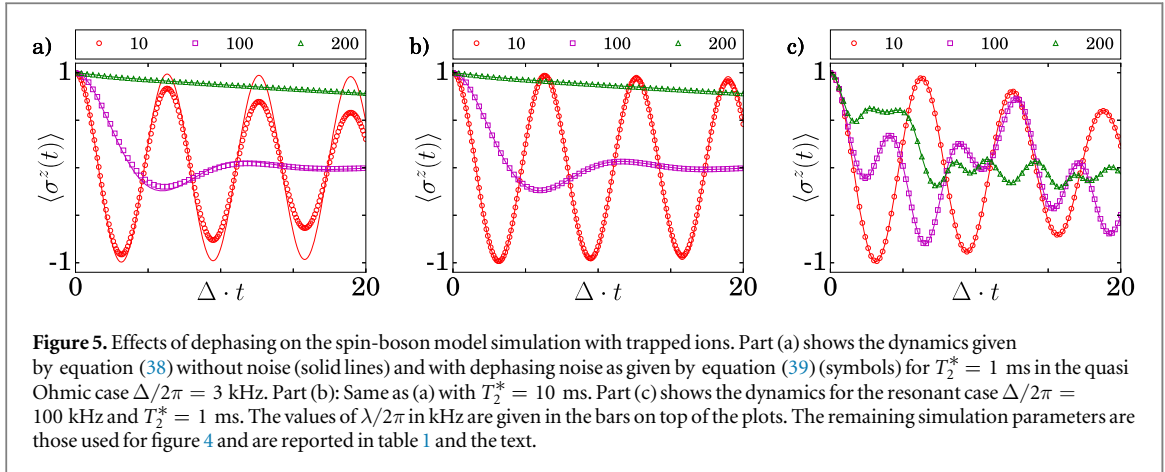
$$\mathcal{D}_s \rho = \frac{\Gamma_{\text{deph}}}{2}(\sigma^z \rho \sigma^z - \rho). \quad (39)$$

This dissipator causes decay of the form  $e^{-\Gamma_{\text{deph}} t}$  on the spin coherences where the decay constant  $\Gamma_{\text{deph}}$  is related to  $T_2^*$  through  $\Gamma_{\text{deph}} = 1/T_2^*$ .

In figure 5, we compare the noise free dynamics of the spin, given by equation (32) above, with those given by equation (38) including the dephasing noise in equation (39). The parameters are again those of table 1 and we use the initial condition of equation (33). We vary the spin-motion coupling  $\lambda/2\pi = 10$ –200 kHz. In parts (a) and (b) of figure 5 the spin energy is  $\Delta/2\pi = 3$  kHz. Part (a) shows the dynamics for  $T_2^* = 1$  ms and part (b) shows the dynamics for  $T_2^* = 10$  ms. These coherence times have already by far been surpassed with magnetic field sensitive trapped-ion qubits, see e.g. [45], where coherence times of 300 ms have been observed. The figure shows that for  $T_2^* = 10$  ms there is already no appreciable effect in the dynamics for the Ohmic case. For the resonant case  $\Delta/2\pi = 100$  kHz there is no visible effect already for  $T_2^* = 1$  ms as can be appreciated in part (c) of the figure. This is due to the much shorter time scale in this case. In the light of these results, it seems fair to neglect dephasing noise.

### 5.2. Decoherence due to $\sigma^z$ spin-motion coupling

The use of optical fields to obtain the  $\sigma^z$  spin-motion coupling introduces additional decoherence on the spin through off-resonant scattering of photons from the applied beams. We analyze the effects of this type of decoherence on the quality of the spin-boson model simulations in this section. Motivated by the results of the previous section, we neglect dephasing noise in our analysis. The dissipative effects of the considered spin-



**Figure 5.** Effects of dephasing on the spin-boson model simulation with trapped ions. Part (a) shows the dynamics given by equation (38) without noise (solid lines) and with dephasing noise as given by equation (39) (symbols) for  $T_2^* = 1$  ms in the quasi Ohmic case  $\Delta/2\pi = 3$  kHz. Part (b): Same as (a) with  $T_2^* = 10$  ms. Part (c) shows the dynamics for the resonant case  $\Delta/2\pi = 100$  kHz and  $T_2^* = 1$  ms. The values of  $\lambda/2\pi$  in kHz are given in the bars on top of the plots. The remaining simulation parameters are those used for figure 4 and are reported in table 1 and the text.

motion coupling only act on the spin. Accordingly, the system of spin and mode again evolves according to equation (38) but with a different dissipator  $\mathcal{D}_s$  than that of equation (39).

In order to find expressions for the Lindblad operators that describe the dissipative effects due to the  $\sigma^z$  spin-motion coupling, we use a simplified three-level model for the internal structure of  $^{25}\text{Mg}^+$ . The model and the calculations to obtain the effective Lindblad operators are summarized in appendix C. With the effective Lindblad operators we find, the spin dissipator now reads

$$\mathcal{D}_s \rho = \sum_{j,k=\uparrow,\downarrow} \left( L_{jk} \rho L_{jk}^\dagger - \frac{1}{2} \{ L_{jk}^\dagger L_{jk}, \rho \} \right). \quad (40)$$

Here, the Lindblad operators  $L_{jk}$  are given by

$$L_{\uparrow\uparrow} = \frac{1}{2} \sqrt{\Gamma_\uparrow} \sum_l \frac{|\Omega_{l,\uparrow}|^2}{4\Delta_R^2} \sigma^z, \quad L_{\downarrow\downarrow} = \frac{1}{2} \sqrt{\Gamma_\downarrow} \sum_l \frac{|\Omega_{l,\downarrow}|^2}{4\Delta_R^2} \sigma^z \quad (41)$$

and

$$L_{\uparrow\downarrow} = \sqrt{\Gamma_\uparrow} \sum_l \frac{|\Omega_{l,\downarrow}|^2}{4\Delta_R^2} \sigma^+, \quad L_{\downarrow\uparrow} = \sqrt{\Gamma_\downarrow} \sum_l \frac{|\Omega_{l,\uparrow}|^2}{4\Delta_R^2} \sigma^-, \quad (42)$$

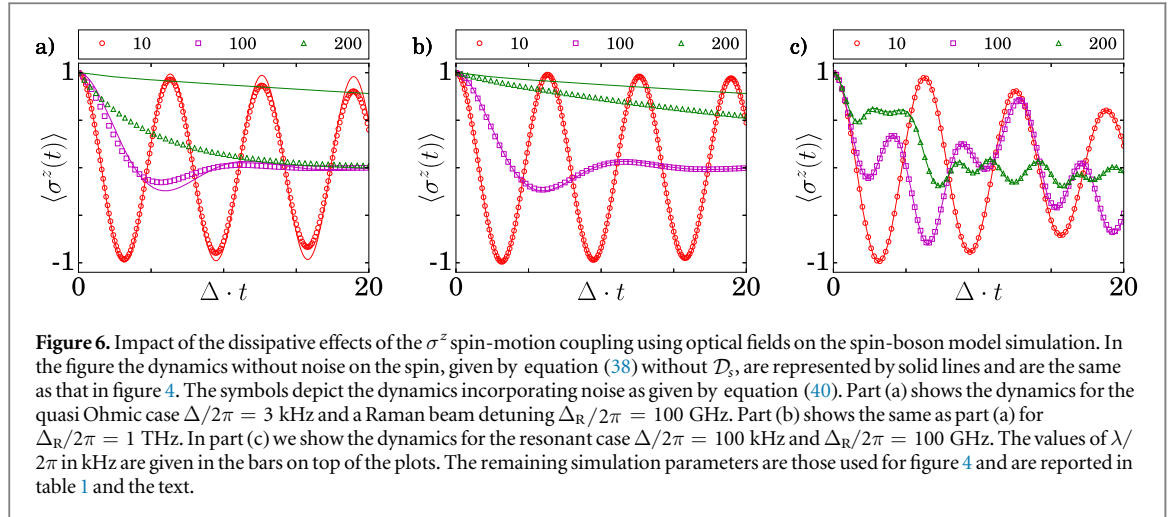
where the index  $l$  runs over the applied laser beams. We consider that two laser beams are applied and  $\Omega_{l,s}$  is the Rabi frequency of laser  $l$  coupling spin state  $s$  to the upper level.  $\Delta_R \gg \Omega_{l,s}$ ,  $\Gamma$ ,  $\omega_0$  denotes the detuning of the beams from the excited state and the  $\Gamma_s$  are the decay rates from the upper level to spin states  $s$ .

The Lindblad operators in equation (41) describe Rayleigh scattering where the spin state is not altered upon a scattering event but can introduce dephasing. Those in equation (42) describe Raman scattering where the spin state is changed upon a scattering event. If we assume that the modulus of the Rabi frequencies of the two lasers providing the spin-dependent force is approximately equal  $|\Omega_{l,s}| \approx \Omega_0$ , we can estimate the effective scattering rate  $\Gamma_{\text{eff}} \approx \Gamma \Omega_L / \Delta_R$ , where  $\Omega_L = \Omega_0^2 / (2\Delta_R)$  is the approximate effective laser Rabi frequency. Hence, decoherence can be largely suppressed if we choose  $\Delta_R$  large enough.

For the spontaneous emission rate and the Lamb–Dicke parameter we take the parameters of  $^{25}\text{Mg}^+$   $\Gamma/2\pi = 41.4$  MHz and  $\eta \approx 0.15$ , which we also used in the previous section. Furthermore, we assume an equal branching ratio for the decay of the excited level to the spin states and assume that all laser Rabi frequencies have the same modulus  $|\Omega_{l,s}| = \Omega_0$ .

In figure 6 we present the dynamics resulting from equation (38) without the spin dissipator  $\mathcal{D}_s$ , as presented in figure 4, and compare them to the dynamics incorporating the effects of  $\mathcal{D}_s$  from equation (40). Again, we use the parameters of table 1 with the initial condition in equation (33) and vary the spin-motion coupling  $\lambda/2\pi = 10$ –200 kHz. Parts (a) and (b) of figure 6 compare the dynamics for the quasi Ohmic case  $\Delta/2\pi = 3$  kHz and laser detunings  $\Delta_R/2\pi = 100$  GHz and  $\Delta_R/2\pi = 1$  THz, respectively. The solid lines represent the unperturbed dynamics while the symbols incorporate the effects of the additional decoherence on the spin. For a detuning of 100 GHz, the spin dynamics is noticeably perturbed already for weak spin-motion couplings. Yet, the right qualitative behavior of the dynamics is preserved. For the large detuning, there is only an appreciable effect for the strongest spin-motion coupling. Finally, part (c) of the figure shows the dynamics for the resonant case  $\Delta/2\pi = 100$  kHz and a laser detuning  $\Delta_R/2\pi = 100$  GHz. In this case, there is no appreciable effect on the spin dynamics, again due to the much shorter time scale.

The results of figure 6 show that, as we expected, errors due to the  $\sigma^z$  spin-motion coupling can be suppressed to a large extent if the laser detuning can be chosen large enough. In order to avoid this source of



**Figure 6.** Impact of the dissipative effects of the  $\sigma^z$  spin-motion coupling using optical fields on the spin-boson model simulation. In the figure the dynamics without noise on the spin, given by equation (38) without  $\mathcal{D}_s$ , are represented by solid lines and are the same as that in figure 4. The symbols depict the dynamics incorporating noise as given by equation (40). Part (a) shows the dynamics for the quasi Ohmic case  $\Delta/2\pi = 3$  kHz and a Raman beam detuning  $\Delta_R/2\pi = 100$  GHz. Part (b) shows the same as part (a) for  $\Delta_R/2\pi = 1$  THz. In part (c) we show the dynamics for the resonant case  $\Delta/2\pi = 100$  kHz and  $\Delta_R/2\pi = 100$  GHz. The values of  $\lambda/2\pi$  in kHz are given in the bars on top of the plots. The remaining simulation parameters are those used for figure 4 and are reported in table 1 and the text.

error, one could also rotate the spin basis and provide spin-motion coupling in a different basis, for instance by a Mølmer–Sørensen interaction [46]. Another way to circumvent the considered type of noise would be to use the spin-motion coupling induced in the near field of microwave currents [47], where the considered type of spin-motion coupling is also available but spontaneous emission is negligible.

## 6. Quantification of the degree of non-Markovianity of the dynamics

In this section, we investigate the non-Markovian character of the dynamics presented in figure 4. There are several different ways to define non-Markovian dynamics. Here, we compute two quantitative measures of non-Markovianity:  $\mathcal{N}_{\text{RHP}}$  and  $\mathcal{N}_{\text{BLP}}$  as presented in [48, 49], respectively.

First we analyze the non-Markovian character of the dynamics presented in figure 4 according to the measure  $\mathcal{N}_{\text{RHP}}$ . To this end, let us consider an open quantum system of finite dimension  $d$  whose time evolution is described by a completely positive and trace preserving dynamical map  $\mathcal{E}_{t,t_0}$ . For an initial state  $\rho(t_0)$ , the system's state at a later time  $t \geq t_0$  is given by

$$\rho(t) = \mathcal{E}_{t,t_0}\rho(t_0). \quad (43)$$

According to [48], the dynamical map describes a Markovian evolution if and only if the map  $\mathcal{E}_{t_2,t_1}$  exists and is completely positive for all  $t_2 \geq t_1 \geq t_0$ . The degree of non-Markovianity of a dynamics over an interval  $I$ ,  $\mathcal{N}_{\text{RHP}}$ , is then obtained by quantifying the departure of the  $\mathcal{E}_{t_2,t_1}$  from complete positivity over that interval. In particular, we have

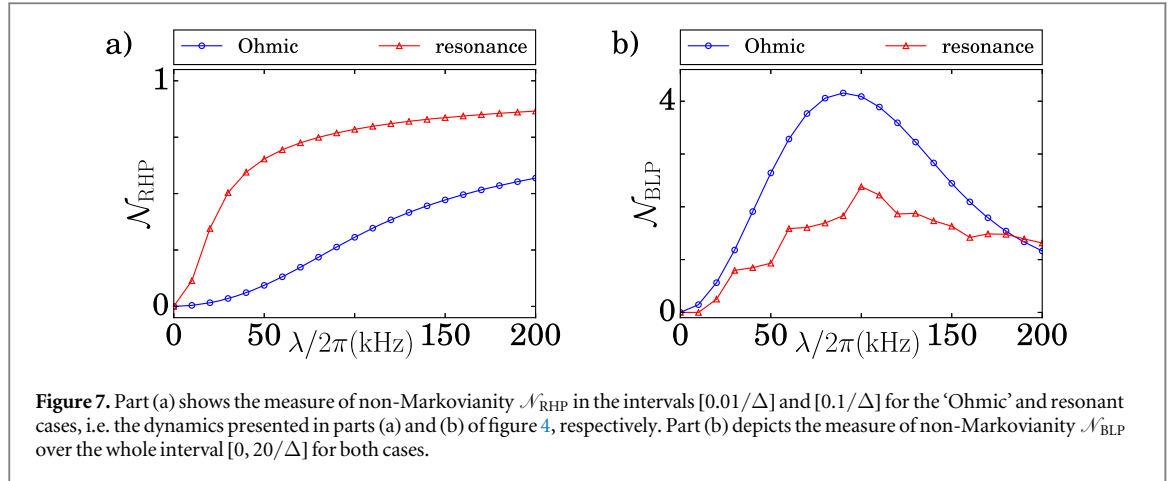
$$\mathcal{N}_{\text{RHP}} = \frac{\int_{I, \bar{g} > 0} \bar{g}(t) dt}{\int_{I, \bar{g} > 0} \chi[\bar{g}(t)] dt}, \quad (44)$$

where the integral extends over those subintervals of  $I$  where  $\bar{g}(t) > 0$ . The function  $\chi[x] = 1$  for  $x > 0$  and  $\chi[x] = 0$  else and by definition  $\chi[0] = 0$ . The function  $\bar{g}(t)$  is given by  $\bar{g}(t) = \tanh[g(t)]$  where

$$g(t) = \lim_{\epsilon \rightarrow 0^+} \frac{\|[\mathcal{E}_{t+\epsilon,t} \otimes \mathbf{1}]|\psi\rangle\langle\psi|\|_1 - 1}{\epsilon}. \quad (45)$$

Here,  $\|\dots\|_1$  denotes the trace norm and  $|\psi\rangle = \frac{1}{\sqrt{d}} \sum_{n=1}^d |n, n\rangle$  is a maximally entangled state of the open system with an ancillary system of the same size.  $[\mathcal{E}_{t+\epsilon,t} \otimes \mathbf{1}]|\psi\rangle\langle\psi|$  is the so-called Choi matrix and is positive if and only if  $\mathcal{E}_{t+\epsilon,t}$  is completely positive [50]. Note that  $g(t)$  vanishes if  $\mathcal{E}_{t+\epsilon,t}$  is completely positive. Thus, for a Markovian dynamics  $g(t) = 0$  for all times and  $\mathcal{N}_{\text{RHP}}$  evaluates to zero.

We evaluated  $\mathcal{N}_{\text{RHP}}$  numerically for the spin-boson system consisting of a spin coupled to a damped mode described by equation (32) with the Hamiltonian in equation (37). We considered the parameters that we used to produce figure 4, which are given in table 1, and the initial state in equation (33). The numerical computation of  $\mathcal{N}_{\text{RHP}}$  requires the evaluation of a discrete version of equation (45). Since the evaluation of the measure is numerically demanding for the considered case, we restricted the time intervals that we inspected to  $T = 0.01/\Delta$  for the ‘Ohmic’ case ( $\Delta/2\pi = 3$  kHz) and to  $T = 0.1/\Delta$  for the resonant case ( $\Delta/2\pi = 100$  kHz). In both cases, we divided the time intervals in  $N = 10^4$  steps to approximate equation (45). More details regarding the numerical evaluation of  $\mathcal{N}_{\text{RHP}}$  are given in appendix E. The results of these computations are shown in figure 7(a).



Let us now turn to the measure of non-Markovianity  $\mathcal{N}_{\text{BLP}}$  [49]. The computation of  $\mathcal{N}_{\text{BLP}}$  is somewhat easier than that of  $\mathcal{N}_{\text{RHP}}$ .  $\mathcal{N}_{\text{BLP}}$  was originally proposed as a measure of non-Markovianity based on the monotonicity of the trace distance under completely positive and trace preserving evolutions and is given by [49]

$$\mathcal{N}_{\text{BLP}} = \max_{\rho_{1/2}} \int_{I, \sigma > 0} \sigma(t) dt, \quad (46)$$

where  $\sigma(t) = \frac{d}{dt} D(\mathcal{E}_{t,t_0} \rho_1, \mathcal{E}_{t,t_0} \rho_2)$  and  $D(\cdot, \cdot)$  is the trace distance. The integral extends over those subintervals of  $I$  where  $\sigma(t) > 0$ . Thus,  $\mathcal{N}_{\text{BLP}}$  detects non-Markovianity of a dynamical map  $\mathcal{E}_{t,t_0}$  if the trace distance between two initial states  $\rho_1$  and  $\rho_2$  increases in the course of the dynamics induced by  $\mathcal{E}_{t,t_0}$ . A nonzero value of  $\mathcal{N}_{\text{BLP}}$  can be associated with a backflow of information from the environment to the system [49]. It is known that optimal state pairs  $\rho_1, \rho_2$  that saturate the maximum in equation (46) are orthogonal and lie on the boundary of state space [51]. However, since we only want to witness non-Markovian dynamics we do not need to perform the maximization in equation (46). We can provide a useful lower bound on  $\mathcal{N}_{\text{BLP}}$  by computing the measure for the eigenstates  $|\uparrow/\downarrow\rangle, |\pm\rangle_x$  and  $|\pm\rangle_y$  of the Pauli matrices  $\sigma^z, \sigma^x$  and  $\sigma^y$ , respectively, as initial states.

For the numerical computation of  $\mathcal{N}_{\text{BLP}}$  we considered the whole interval  $[0, 20/\Delta]$  for both values of  $\Delta$ . We considered  $N = 10^4$  equally spaced points  $t_i$  in that interval and computed the time evolution for the spin starting in each of the eigenstates of the Pauli matrices. We then computed the discrete version of  $\mathcal{N}_{\text{BLP}}$

$$\hat{\mathcal{N}}_{\text{BLP}} = \sum_{i, D_{t_{i+1}} - D_{t_i} > 0} (D_{t_{i+1}} - D_{t_i}) \quad (47)$$

for the pairs of eigenstates belonging to the same Pauli matrix. Here, the sum runs over those  $i$  where the term in brackets is larger than zero and  $D_{t_i} = D(\mathcal{E}_{t_i, t_0} \rho_1, \mathcal{E}_{t_i, t_0} \rho_2)$ . We note that due to the finite number of ‘measurements’ there will be a small deviation from the true value of  $\mathcal{N}_{\text{RHP}}$  [52]. The results for the initial state pairs that led to the largest values of  $\hat{\mathcal{N}}_{\text{BLP}}$  are shown in part (b) of figure 7. The values for the ‘Ohmic’ case are obtained for the initial spin states  $\rho_s(0) = |\pm\rangle \langle \pm|_x$  and in the resonant case for the initial spin states  $\rho_s(0) = |\uparrow\rangle \langle \uparrow|, |\downarrow\rangle \langle \downarrow|$ .

In both cases the measure is non-zero for all couplings  $\lambda/2\pi > 0$ . An evaluation of  $\mathcal{N}_{\text{RHP}}$  requires process tomography and is therefore experimentally time-consuming already for a single spin. Hence, it might be easier to experimentally detect non-Markovian dynamics using  $\mathcal{N}_{\text{BLP}}$  which only requires state tomography. We remark that  $\mathcal{N}_{\text{BLP}}$  witnesses non-Markovianity in all regions where  $\mathcal{N}_{\text{RHP}}$  does. The somewhat discontinuous behavior of  $\mathcal{N}_{\text{BLP}}$  for the resonant case is due to the finite time interval we are sampling. Also note that  $\mathcal{N}_{\text{BLP}}$ , as we consider it here, is not normalized. Accordingly, since the time interval we are considering in the ‘Ohmic’ case is much longer than that for the resonant case, we cannot compare the degree of non-Markovianity of the two cases for  $\mathcal{N}_{\text{BLP}}$ .

## 7. Conclusions and outlook

In summary, our work provides a route towards the physical simulation of spin-boson models with continuous spectral densities using damped oscillators in Lindblad description. Due to the constraints that have to be satisfied such that we can attribute a continuous Lorentzian spectral density to the damped oscillator in Lindblad description, the protocol we have developed is most promising for the simulation of structured environments. For these environments, our protocol has the potential to achieve a significant reduction of the technical requirements for the implementation of this paradigmatic model for decoherence and dissipation employing trapped ions.

The joint effect of different damped modes allows one to tailor a large variety of spectral densities with rich non-Markovian features. We showed that it is possible to carry out simulations of non-trivial dynamics making use of just one motional mode, and illustrated the practicality of our approach by simulating an experiment with realistic parameters.

In order to tailor more complex spectral densities than in this simulated proof-of-principle experiment, one would need to couple the spin to two or more damped modes with the appropriate couplings and cooling rates that match the effective spectral density to the desired one. In case several modes are used, it could be advantageous to use the transverse modes of motion. Due to the smaller bandwidth of the transverse phonon frequencies it is easier to couple to and cool several modes at the same time. It should be borne in mind that the cooling rates should be considerably smaller than the spacing between modes. Only then the damping of each mode can be described by a dissipator as in equation (17). In order to fill possibly unwanted gaps in the effective spectral density, one could then use the modes of the second transverse direction of motion and place the effective frequencies of these modes between those of the first direction.

Let us finally note that the model can be extended in two ways. More complex spectral densities can be obtained by including more modes by either adding more coolant ions or coupling the spin to the modes of more than one spatial direction. More spins can be included by adding more spin ions. Spin–spin interactions are nowadays routinely implemented such that models of interacting spins coupled to a dissipative environment can be realized. Then, trapped ions could be used as a testbed for the dynamics of exciton transport in complex spectral densities as it occurs in photosynthetic pigment protein complexes. Especially higher order spectral responses, e.g. 2D electronic spectroscopy, of these systems are exceedingly hard to compute numerically even for only a few electronic sites coupled to an environment with structured spectral density [13]. In this way, trapped ions could contribute to the understanding of the physical mechanisms underlying photosynthesis.

## Acknowledgments

AL and DT acknowledge very useful discussions with A Smirne. This work was supported by an Alexander-von-Humboldt Professorship, the ERC synergy grant BioQ, EU projects EQUAM and QUCHIP, and DFG project (SCHA973/6). Computational resources were provided by the bwUniCluster and the bwForCluster JUSTUS.

## Appendix A. Correlation functions of Ohmic and Lindblad oscillator

In this appendix, we show how one can see that the reservoir correlation functions  $L(t)$  and  $L_L(t)$  for the Ohmic and Lindblad oscillators coincide when the conditions in equation (24) are satisfied. The real and imaginary parts of  $L(t)$  are specified in equations (13) and (14), while those of  $L_L(t)$  are given in equations (19) and (20). Since the imaginary parts are equal, we focus on the real parts.

$L'_L(t)$  only features a single decay rate and therefore cannot reproduce the contribution  $L_2(t)$  in  $L'(t)$  which incorporates the Matsubara frequencies. Furthermore,  $L'_L(t)$  cannot reproduce the sine component in  $L_1(t)$ . Accordingly, we need to be able to neglect  $L_2(t)$  and the sine contribution in  $L_1(t)$  to identify  $L'_L(t)$  and  $L'(t)$ .

We start by considering  $L_2(t)$ . The Matsubara frequencies  $\nu_n$  determine the time scale on which  $L_2(t)$  decays, the smallest decay rate being  $\nu_1$ . Accordingly, if the decay rate  $\kappa$  is much smaller than the smallest Matsubara frequency  $\nu_1$ ,  $L_2(t)$  drops to zero much faster than  $L_1(t)$  [32, 34]. This is the regime where

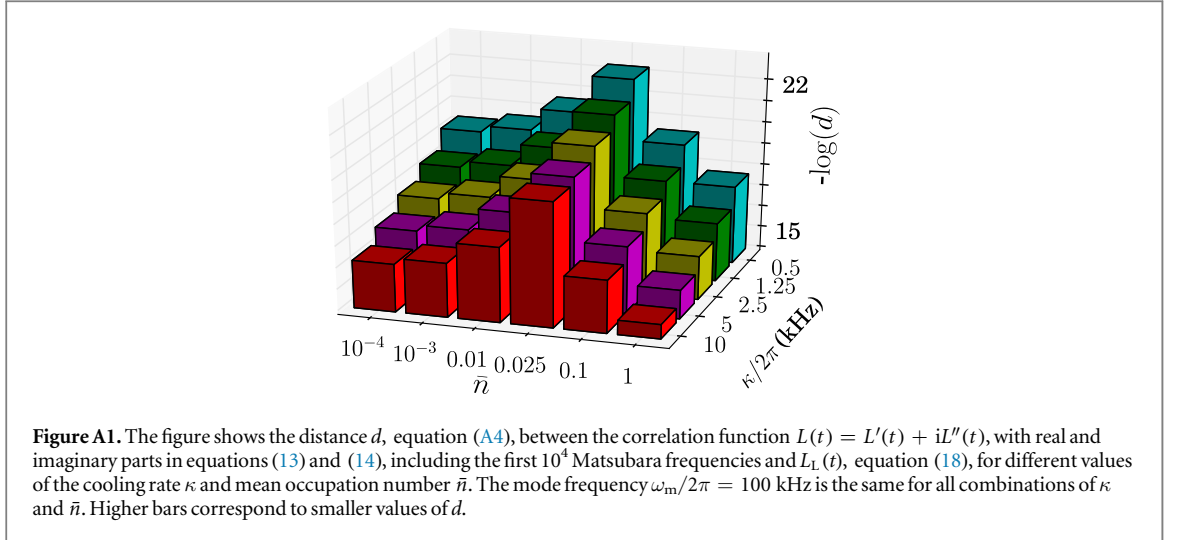
$$\frac{\kappa}{\nu_1} = \frac{\kappa \hbar \beta}{2\pi} \ll 1, \quad (\text{A1})$$

and we recover equation (23) of the main text. In this regime, one expects that  $L_2(t)$  contributes to  $L(t)$  only on very short time scales and is negligible if we are interested in not too short time scales [3]. This is the case in our considerations. If  $L_2(0) \ll L_1(0)$ , we can neglect  $L_2(t)$  completely.

Assuming that we can neglect  $L_2(t)$  on the time scales of interest, the decay of correlations is given by  $L_1(t)$  which only features a single decay rate. Now, we need to find the regime where

$$L_L(t) \approx L_1(t). \quad (\text{A2})$$

In the limit  $\beta \hbar \kappa \ll 1$ , we can expand the sine and cosine terms in  $L_1(t)$  in this small parameter. To first order we obtain



$$L_1(t) \approx \lambda^2 \left[ \frac{\sinh(\beta\hbar\omega_m)}{\cosh(\beta\hbar\omega_m) - 1} \cos(\omega_m t) + \frac{\hbar\beta\kappa}{\cosh(\beta\hbar\omega_m) - 1} \sin(\omega_m |t|) \right] e^{-\kappa|t|} \\ \approx \lambda^2 \frac{\sinh(\beta\hbar\omega_m)}{\cosh(\beta\hbar\omega_m) - 1} \cos(\omega_m t) e^{-\kappa|t|}, \quad (\text{A3})$$

where we have used  $\hbar\beta\kappa \ll \sinh(\hbar\beta\omega_m)$  in the last step. Employing the identity  $\coth \frac{x}{2} = \sinh(x)/(\cosh x - 1)$  finally yields  $L_1(t) = L_L'(t)$  if the reservoirs are at the same inverse temperature  $\beta$ . Accordingly, we assume that the reservoir in the Lindblad description and the Ohmic oscillator bath have the same inverse temperature  $\beta$ .

Let us now assume that the values of  $\kappa$  and  $\omega_m$  are fixed. We should note now that the condition in equation (A1), which characterizes the regime where  $L_2(t)$  is negligible, favors higher temperatures. However, in order to suppress the sine component in  $L_1(t)$ , lower temperatures are more favorable. Accordingly, we estimate that the approximation is best in some intermediate temperature regime.

In order to illustrate the above statement, we compute the distance

$$d = \frac{1}{\lambda^2} \left| \int_0^\infty dt [L(t) - L_L(t)] \right| \quad (\text{A4})$$

between the functions  $L(t)$  and  $L_L(t)$ .  $d$  can be evaluated analytically to yield

$$d = c_q \frac{\kappa}{\kappa^2 + \omega_m^2} + c_d \frac{\omega_m}{\kappa^2 + \omega_m^2} - \frac{8\kappa\omega_m}{\hbar\beta} \sum_{n=1}^{\infty} \frac{1}{(\omega_m^2 + \kappa^2 + \nu_n^2)^2 - 4\kappa^2\nu_n^2}, \quad (\text{A5})$$

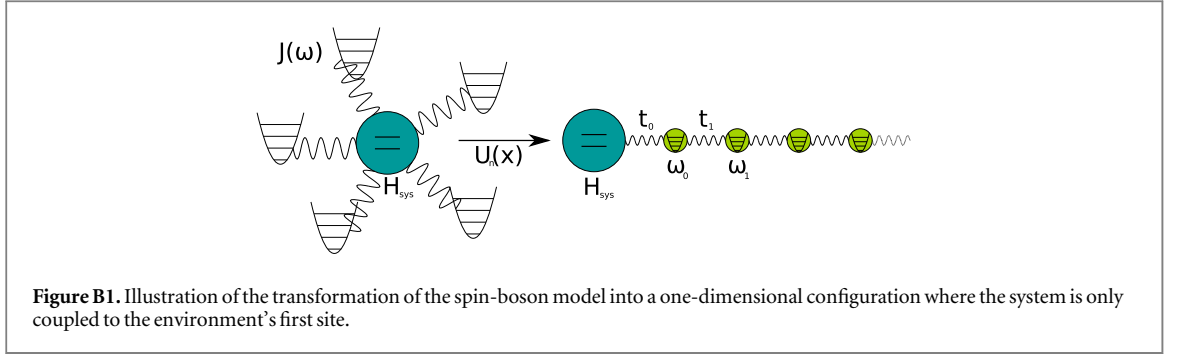
where we used the abbreviations

$$c_q = \frac{\sinh(\beta\hbar\omega_m)}{\cosh(\beta\hbar\omega_m) - \cos(\hbar\beta\kappa)} - \coth\left(\frac{\hbar\beta\omega_m}{2}\right), \\ c_d = \frac{\sin(\beta\hbar\kappa)}{\cosh(\beta\hbar\omega_m) - \cos(\hbar\beta\kappa)}.$$

We evaluate  $d$  for different cooling rates and mean occupation numbers while keeping the mode frequency fixed at  $\omega_m/2\pi = 100$  kHz. The results are depicted in figure A1. Note that higher bars in the figure correspond to smaller values of  $d$ . We observe that increasing  $\kappa$  increases the difference between the two functions. For a fixed cooling rate we observe that the distance is minimal for intermediate values of  $\bar{n}$ . This confirms our considerations above.

## Appendix B. TDMRG simulations using the TEDOPA algorithm

For macroscopic environments, the Hamiltonian of the spin-boson model considered in this work, equation (1), becomes



$$H = H_{\text{sys}} + H_{\text{env}} + H_{\text{int}}, \quad (\text{B1})$$

$$H_{\text{sys}} = \frac{\epsilon}{2}\sigma^z - \frac{\hbar\Delta}{2}\sigma^x, \quad (\text{B2})$$

$$H_{\text{env}} = \hbar \int_0^{\omega_{\text{max}}} d\omega \omega a_{\omega}^{\dagger} a_{\omega}, \quad (\text{B3})$$

$$H_{\text{int}} = -\sigma^z \frac{\hbar}{2} \int_0^{\omega_{\text{max}}} d\omega h(\omega)(a_{\omega} + a_{\omega}^{\dagger}), \quad (\text{B4})$$

where we have introduced a hard cutoff  $\omega_{\text{max}}$  for the frequencies in the environment. The spectral density  $J(\omega)$  is then given by

$$J(\omega) = \pi h^2(\omega). \quad (\text{B5})$$

To simulate the evolution of the spin-boson model, we resorted to the time evolving density matrix with orthogonal polynomials (TEDOPA) algorithm. Here, we briefly present the TEDOPA scheme and refer to [6, 7] for a more detailed presentation of the algorithm. TEDOPA is a certifiable and numerically exact method to treat open quantum system dynamics [7, 53].

In a two-stage process TEDOPA first employs a unitary transformation reshaping the spin-boson model into a one-dimensional configuration. New oscillators with creation and annihilation operators  $b_n^{\dagger}$  and  $b_n$  are defined using the unitary transformations  $U_n(\omega)$

$$U_n(\omega) = h(\omega)p_n(\omega), \quad (\text{B6})$$

$$b_n^{\dagger} = \int_0^{\omega_{\text{max}}} d\omega U_n(\omega)a_{\omega}^{\dagger}, \quad (\text{B7})$$

where  $p_n(\omega)$ ,  $n = 0, 1, \dots$  are orthogonal polynomials with respect to the measure  $d\mu(\omega) = h^2(\omega)d\omega$  [6]. While in certain cases it is possible to perform this transformation analytically [6], in general a numerically stable procedure is used [54]. This transformation maps the environment to a semi-infinite one-dimensional chain of oscillators with nearest-neighbor interactions. In this configuration, the spin only interacts with the first site of the chain. The Hamiltonian (B1) becomes

$$H = H_{\text{sys}} - \hbar \frac{t_0}{2} \sigma^z (b_0 + b_0^{\dagger}) + \sum_{n=0}^{\infty} \hbar \omega_n b_n^{\dagger} b_n + \sum_{n=0}^{\infty} \hbar t_n (b_n^{\dagger} b_{n+1} + b_n b_{n+1}^{\dagger}). \quad (\text{B8})$$

The nearest-neighbor geometry as well as the coefficients  $\omega_n$  and  $t_n$  are directly related to the recurrence coefficients of the three-term recurrence relation defining the orthogonal polynomials  $p_n(\omega)$  [6]. This transformation from the spin-boson model to a one-dimensional geometry is depicted in figure B1.

In the second step, this emerging configuration is treated by the time evolving block decimation (TEBD) method. TEBD generates a high fidelity approximation of the time evolution of a one-dimensional system subject to a nearest-neighbor Hamiltonian with polynomially scaling computational resources. TEBD does so by dynamically restricting the exponentially large Hilbert space to its most relevant subspace thus rendering the computation feasible [55, 56]. TEBD is essentially a combination of an MPS description for a one-dimensional quantum system and an algorithm that applies two-site gates that are necessary to implement a Suzuki–Trotter time evolution. Together with MPS operations such as the application of measurements this yields a powerful simulation framework. An extension to mixed states is possible by introducing a matrix product operator to describe the density matrix, in complete analogy to an MPS describing a state [55]. Such an extension is needed in our simulations in order to build the thermal state of the oscillator chain.

A last step is necessary to adjust this configuration further to suit numerical needs. The number of levels for the environment oscillators is restricted to a value  $d_{\text{max}}$  to reduce the required computational resources. A suitable value for  $d_{\text{max}}$  is related to the sites average occupation which, in turn, depends on the environment structure and temperature. In our simulations, we set  $d_{\text{max}} = 5$ : this value provides converged results for all

examples provided. The Hilbert space dynamical reduction performed by TEBD is determined by the *bond dimension*. The optimal choice of this parameter depends on the amount of long range correlations in the system. For all the simulations used in this work, a bond dimension  $\chi = 200$  provided converged results. At last, we observe that the mapping described above produces a semi-infinite chain that must be truncated in order to enable simulations. In order to avoid unphysical back-action on the system due to finite-size effects, i.e. reflections from the end of the chain, the chain has to be sufficiently long to completely give the appearance of a ‘large’ reservoir. These truncations can be rigorously certified by analytical bounds [53]. For the examples provided in the main text, chains of  $n = 15$  sites are enough to avoid boundary effects. In order to further optimize our simulations, we augmented our TEDOPA code with a reduced-rank randomized singular value decomposition (RRSVD) routine [57, 58]. Singular value decomposition (SVD) is at the heart of the dimensionality reduction TEBD relies on. RRSVD is a randomized version of the SVD that provides an improved-scaling SVD, with the same accuracy as the standard state-of-the-art deterministic SVD routines.

In order to benchmark the quality of the effective model presented in the main text, we compared the dynamics of the full spin-boson model in equation (B1) with spectral density as in equation (7) of the main text with those of a spin coupled to a damped harmonic oscillator in Lindblad description in equation (32). The simulation parameters are found in table 1 and the results are presented in figure 3. We set the hard cutoff of the macroscopic environment in equation (B3) to  $\omega_{\max}/2\pi = 200$  kHz. For both cases, one can appreciate very good agreement between the two dynamics.

Note that the simulation of one curve for the case  $\Delta/2\pi = -50$  kHz took 15 days with 16 cores on the bwForCluster JUSTUS such that simulations for the case  $\Delta/2\pi = 3$  kHz as presented in figure 4 of the main text are out of reach.

### Appendix C. Spin-dependent optical dipole forces

In order to implement the spin-boson Hamiltonian in equation (37) of the main text with trapped ions, we make use of the so-called spin-dependent optical dipole forces. In this section, we derive the Hamiltonian for the optical dipole forces. For clarity, we consider a somewhat simplified level structure. We employ the formalism of [59] to obtain expressions for the effective operators of a ground-state manifold weakly coupled to a decaying excited state manifold.

We consider an ion where the internal levels form a  $\Lambda$ -type three-level system consisting of the ground states  $|\uparrow\rangle$  and  $|\downarrow\rangle$  which are separated in energy by  $\hbar\omega_0$  and have an electric dipole transition to a decaying excited state  $|e\rangle$  (see figure C1). The free Hamiltonian of the system reads

$$H_{\text{at}} = \sum_{i=|\uparrow, \downarrow, e\rangle} \epsilon_i |i\rangle \langle i| \quad (\text{C1})$$

with  $\epsilon_i$  the energy of the corresponding state. We assume that the dipole transitions are driven by two laser fields with frequencies  $\omega_{1/2}$  which couple to both transitions and denote the Rabi frequency of laser  $l$  on transition  $|s\rangle \rightarrow |e\rangle$  by  $\Omega_{l,s}$ . In a rotating wave approximation using  $|\Omega_{l,s}| \ll \omega_l$ , we obtain the interaction Hamiltonian

$$H_{\text{I}}(t) = \hbar \sum_{l=1,2} \sum_{s=|\uparrow, \downarrow\rangle} \frac{\Omega_{l,s}}{2} e^{-i\omega_l t} |e\rangle \langle s| + \text{h.c.} \quad (\text{C2})$$

Note that we have included the phase factors  $e^{i(\mathbf{k}\cdot\mathbf{r}+\phi)}$ , where  $\mathbf{r}$  denotes the ion’s position and  $\mathbf{k}_l(\phi)$  the laser wave vector (phase), into the Rabi frequencies. Finally, we assume that spontaneous emission from the excited level to the ground states is properly described by a dissipator in Lindblad form

$$\mathcal{D}\rho = \sum_{s=|\uparrow, \downarrow\rangle} \left( L_s \rho L_s^\dagger - \frac{1}{2} \{L_s^\dagger L_s, \rho\} \right), \quad (\text{C3})$$

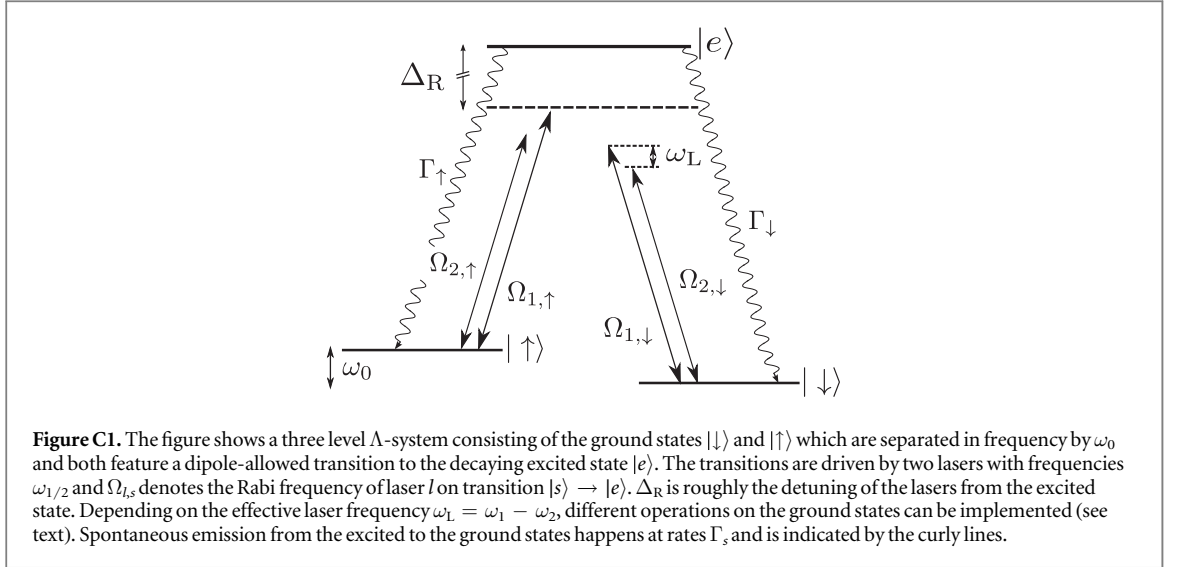
where  $L_s = \sqrt{\Gamma_s} |s\rangle \langle e|$  and  $\Gamma = \Gamma_\uparrow + \Gamma_\downarrow$  is the overall decay rate of the excited state. Putting the pieces together, the system evolves according to

$$\dot{\rho} = -\frac{i}{\hbar} [H_{\text{at}} + H_{\text{I}}(t), \rho] + \mathcal{D}\rho. \quad (\text{C4})$$

Let us now introduce the detuning

$$\delta_{l,s} = (\epsilon_e - \epsilon_s)/\hbar - \omega_l \quad (\text{C5})$$

of laser  $l$  for transition  $|s\rangle \rightarrow |e\rangle$ . Here, we assume  $\delta_{l,s} \simeq \Delta_{\text{R}} \gg \omega_0, \Omega_{l,s}, \Gamma$ . In this case, the lasers are far off-resonant for all transitions and the ground states are only weakly coupled to the excited state. We can then adiabatically eliminate the excited state from the dynamics and obtain an effective dynamics in the ground state manifold. Applying the formalism of [59] to our system, we obtain the effective Lindblad equation



$$\dot{\rho} = -\frac{i}{\hbar}[H_{\text{eff}}, \rho] + \sum_k \left( L_k^{\text{eff}} \rho (L_k^{\text{eff}})^\dagger - \frac{1}{2} \{ (L_k^{\text{eff}})^\dagger L_k^{\text{eff}}, \rho \} \right). \quad (\text{C6})$$

The effective Hamiltonian  $H_{\text{eff}}$  has three contributions  $H_{\text{eff}} = H_g + H_{\text{sr}} + H_{\text{odf}}$ . The first part contains the shifted ground state levels

$$H_g = \sum_s (\epsilon_s + \Delta\epsilon_s) |s\rangle \langle s|, \quad (\text{C7})$$

where the  $\Delta\epsilon_s$  are the ac-Stark shifts of the spin levels due to the applied laser beams

$$\Delta\epsilon_s = -\sum_{l,s} \hbar \frac{|\Omega_{l,s}|^2 \delta_{l,s}}{4\delta_{l,s}^2 + \Gamma^2}. \quad (\text{C8})$$

The second part,  $H_{\text{sr}}$ , describes two-photon stimulated Raman transitions between the spin states where a photon is absorbed from one laser beam followed by stimulated emission into the other beam

$$H_{\text{sr}} = \hbar \sum_{l',l} \frac{\Omega_{l',l}^{\text{sr}}}{2} \sigma^+ e^{-i(\omega_{l'} - \omega_l)t} + \text{h.c.} \quad (\text{C9})$$

Here, we have introduced  $\sigma^+ = |\uparrow\rangle \langle \downarrow| = (\sigma^-)^\dagger$  and

$$\Omega_{l',l}^{\text{sr}} = -\frac{\Omega_{l,\uparrow}^* \Omega_{l',\downarrow} (\delta_{l',\downarrow} + \delta_{l,\uparrow})}{(2\delta_{l',\downarrow} - i\Gamma)(2\delta_{l,\uparrow} + i\Gamma)}. \quad (\text{C10})$$

The third part of the effective Hamiltonian is a time-dependent ac-Stark shift that can be used to create the optical dipole force

$$H_{\text{odf}} = \hbar \sum_s \frac{\Omega_s}{2} e^{i(\omega_1 - \omega_2)t} |s\rangle \langle s| + \text{h.c.}, \quad (\text{C11})$$

where

$$\Omega_s = -\frac{\Omega_{1,s}^* \Omega_{2,s} (\delta_{2,s} + \delta_{1,s})}{(2\delta_{2,s} - i\Gamma)(2\delta_{1,s} + i\Gamma)}. \quad (\text{C12})$$

The Hamiltonian  $H_{\text{odf}}$  can be written in terms of  $\sigma^z = |\uparrow\rangle \langle \uparrow| - |\downarrow\rangle \langle \downarrow|$  such that we obtain

$$H_{\text{odf}} = \hbar \frac{\Omega_{\text{rw}}}{2} e^{-i(\omega_1 - \omega_2)t} \mathbf{1} + \hbar \frac{\Omega_{\text{odf}}}{2} e^{-i(\omega_1 - \omega_2)t} \sigma^z + \text{h.c.}, \quad (\text{C13})$$

where we have introduced the Rabi frequencies

$$\Omega_{\text{odf}} = \frac{1}{2} (\Omega_\uparrow^* - \Omega_\downarrow^*), \quad \Omega_{\text{rw}} = \frac{1}{2} (\Omega_\uparrow^* + \Omega_\downarrow^*). \quad (\text{C14})$$

Thus, we obtain three effects on the spin states. The first is an ac-Stark shift of the spin levels due to the laser fields. The differential ac-Stark shift between spin levels can usually be canceled in experiments by adjusting polarization and intensity of the lasers [60]. Hence, we ignore this contribution. Alternatively, it could be absorbed into  $\omega_0$ .

If one chooses the frequency difference between lasers close to the transition frequency between the spin states  $\omega_1 - \omega_2 \approx \omega_0$ , the second part of the Hamiltonian is resonant and one can drive coherent two-photon stimulated Raman transitions between the spin states. In this case, we usually have  $\Omega_{\text{odf}}, \Omega_{\text{rw}} \ll \omega_0$ , the third contribution  $H_{\text{odf}}$  is highly off-resonant and can be neglected in a rotating wave approximation.

Finally, there is the regime of the spin-dependent optical dipole forces where the beatnote between the two lasers matches one of the motional frequencies  $\omega_1 - \omega_2 \approx \omega_k$ . Usually  $\omega_k \ll \omega_0$  such that now the stimulated Raman processes in  $H_{\text{sr}}$  are highly off-resonant and can be neglected in a rotating wave approximation. Hence, in this regime we arrive at the effective Hamiltonian

$$H_{\text{eff}} = \hbar \frac{\omega_0}{2} \sigma^z + \left( \hbar \frac{\Omega_{\text{odf}}}{2} e^{i(\mathbf{k}_1 \mathbf{r} + \phi_1)} e^{-i\omega_L t} \sigma^z + \text{h.c.} \right) \quad (\text{C15})$$

with the effective laser frequency  $\omega_L = \omega_1 - \omega_2$  and phase  $\phi_L = \phi_1 - \phi_2$ . Furthermore, we have written the phases  $e^{i\mathbf{k}_k \mathbf{r}}$  explicitly again and introduced the effective laser wave vector  $\mathbf{k}_L = \mathbf{k}_1 - \mathbf{k}_2$ . Note that we have omitted the first part of  $H_{\text{odf}}$  in equation (C13). For our choice of laser frequency this term would couple to the motion but it can usually be canceled choosing the appropriate laser intensities, polarizations and detunings [60].

Let us turn to the dissipative part. The effective Lindblad operators are found to read:

$$L_{\downarrow}^{\text{eff}} = \sqrt{\Gamma_{\downarrow}} \left( \frac{\Omega_{1,\downarrow} e^{-i\omega_1 t}}{2\delta_{1,\downarrow} - i\Gamma} + \frac{\Omega_{2,\downarrow} e^{-i\omega_2 t}}{2\delta_{2,\downarrow} - i\Gamma} \right) |\downarrow\rangle\langle\downarrow| + \sqrt{\Gamma_{\downarrow}} \left( \frac{\Omega_{1,\uparrow} e^{-i\omega_1 t}}{2\delta_{1,\uparrow} - i\Gamma} + \frac{\Omega_{2,\uparrow} e^{-i\omega_2 t}}{2\delta_{2,\uparrow} - i\Gamma} \right) |\downarrow\rangle\langle\uparrow|, \quad (\text{C16})$$

$$L_{\uparrow}^{\text{eff}} = \sqrt{\Gamma_{\uparrow}} \left( \frac{\Omega_{1,\uparrow} e^{-i\omega_1 t}}{2\delta_{1,\uparrow} - i\Gamma} + \frac{\Omega_{2,\uparrow} e^{-i\omega_2 t}}{2\delta_{2,\uparrow} - i\Gamma} \right) |\uparrow\rangle\langle\uparrow| + \sqrt{\Gamma_{\uparrow}} \left( \frac{\Omega_{1,\downarrow} e^{-i\omega_1 t}}{2\delta_{1,\downarrow} - i\Gamma} + \frac{\Omega_{2,\downarrow} e^{-i\omega_2 t}}{2\delta_{2,\downarrow} - i\Gamma} \right) |\uparrow\rangle\langle\downarrow|. \quad (\text{C17})$$

By keeping only the dominant contributions, i.e. those parts of the action of the Lindblad operators that are time-independent, and using  $\delta_{l,s} \simeq \Delta_R$  we obtain effective operators

$$L_{\uparrow\uparrow} = \frac{1}{2} \sqrt{\Gamma_{\uparrow}} \sum_l \frac{|\Omega_{l,\uparrow}|^2}{4\Delta_R^2} \sigma^z, \quad L_{\downarrow\downarrow} = \frac{1}{2} \sqrt{\Gamma_{\downarrow}} \sum_l \frac{|\Omega_{l,\downarrow}|^2}{4\Delta_R^2} \sigma^z \quad (\text{C18})$$

and

$$L_{\uparrow\downarrow} = \sqrt{\Gamma_{\uparrow}} \sum_l \frac{|\Omega_{l,\downarrow}|^2}{4\Delta_R^2} \sigma^+, \quad L_{\downarrow\uparrow} = \sqrt{\Gamma_{\downarrow}} \sum_l \frac{|\Omega_{l,\uparrow}|^2}{4\Delta_R^2} \sigma^-. \quad (\text{C19})$$

These are the effective operators of equations (41) and (42) of the main text. The first two terms describe Rayleigh scattering where the spin state is not altered upon a scattering event but can introduce dephasing. The other operators describe Raman scattering where the spin state is changed upon a scattering event. If we assume the modulus of the Rabi frequencies is approximately equal  $|\Omega_{l,s}| \approx \Omega_0$ , we can estimate the effective scattering rate  $\Gamma_{\text{eff}} \approx \Gamma \Omega_L / \Delta_R$  where  $\Omega_L = \Omega_0^2 / (2\Delta_R)$  is the approximate effective laser Rabi frequency. Hence, decoherence can be largely suppressed if we choose  $\Delta_R$  large enough.

## Appendix D. Spin-boson Hamiltonian with trapped ions

In this section, we show how to obtain the spin-boson Hamiltonian in equation (37) of the main text in an ion trap experiment. In the main text we consider a  $^{24}\text{Mg}^+ - ^{25}\text{Mg}^+$  crystal.  $^{25}\text{Mg}^+$  has electronic hyperfine ground states with total angular momentum  $F = 2, 3$  for the valence electron in the  $^2S_{1/2}$  state whose degeneracy can be lifted by a magnetic field. A possible choice for a qubit are the states  $|F = 3, m_F = 3\rangle \equiv |\downarrow\rangle$  and  $|F = 2, m_F = 2\rangle \equiv |\uparrow\rangle$ . The hyperfine splitting between the  $F = 2$  and  $F = 3$  states is about  $\omega_0 / 2\pi \simeq 1.8$  GHz. At a magnetic field of a few Gauss the other hyperfine states are well separated from the qubit states due to the Zeeman interaction and we can assume the Hamiltonian

$$H_s = \hbar \frac{\omega_0}{2} \sigma^z \quad (\text{D1})$$

for the internal levels of  $^{25}\text{Mg}^+$  where  $\sigma^z = |\uparrow\rangle\langle\uparrow| - |\downarrow\rangle\langle\downarrow|$ .

The two ions interact through their Coulomb interaction and their motion is coupled. If the ions are sufficiently cold, they form a so-called Coulomb crystal and perform only small oscillations about equilibrium. We assume trapping conditions such that the ions form a string along  $z$  and their equilibrium positions read  $\mathbf{r}_j^0 = (0, 0, z_j^0)^T$ . Their motion is then conveniently described in terms of normal modes [37, 38]. For a crystal of  $N$  ions, we obtain  $N$  modes in each direction such that, taking into account the coupled harmonic motion, the system's Hamiltonian becomes

$$H_0 = \hbar \frac{\omega_0}{2} \sigma^z + \sum_{n,\alpha} \hbar \omega_{n,\alpha} a_{n,\alpha}^\dagger a_{n,\alpha}. \quad (\text{D2})$$

Here,  $\omega_{n,\alpha}$  is the frequency of mode  $n$  in direction  $\alpha$  and  $a_{n,\alpha}^\dagger$  ( $a_{n,\alpha}$ ) creates (annihilates) an excitation in the corresponding mode.  $^{24}\text{Mg}^+$  is used to sympathetically cool the ions' coupled motion. Since the internal levels are adiabatically eliminated in the description of laser cooling [30, 31], we have omitted those of  $^{24}\text{Mg}^+$  here. The spin transition can be driven either directly by a microwave or in a two-photon stimulated-Raman configuration. We adopt the convention that we will call the field driving the spin transition the 'microwave' independent of the physical realization.

Let us now assume that the spin is driven by a microwave with frequency  $\omega_d$  and Rabi frequency  $\Omega_d$  and that we apply a spin-dependent force as in equation (C15). The interaction Hamiltonian then reads

$$H_{\text{int}} = \hbar \frac{\Omega_d}{2} \sigma^+ e^{-i\omega_d t} + \hbar \frac{\Omega_{\text{odf}}}{2} e^{i(\mathbf{k}_L \mathbf{r}_2 + \phi_L)} e^{-i\omega_L t} \sigma^z + \text{h.c.}, \quad (\text{D3})$$

where we have set the microwave phase to zero and performed a rotating wave approximation. This is the Hamiltonian in equation (36) of the main text.  $\Omega_{\text{odf}}$  denotes the effective laser Rabi frequency and  $\omega_L$ ,  $\mathbf{k}_L$  and  $\phi_L$  the effective laser frequency, wave vector and phase. We assume  $\mathbf{k}_L = k\mathbf{e}_z$  such that the laser only couples to the motion along  $z$ . We have  $\mathbf{r}_{jz} = z_j^0 + z_j$  where the  $z_j$  can be written in terms of the quantized normal modes [38]:

$$z_j = \sum_n \tilde{M}_{jn} \sqrt{\frac{\hbar}{2m_j \omega_n}} (a_n + a_n^\dagger), \quad (\text{D4})$$

where  $m_j$  is the mass of ion  $j$ ,  $\tilde{M}_{jn}$  the amplitude of motional mode  $n$  at ion  $j$  in mass-weighted coordinates and  $\omega_n = \omega_{n,z}$  (for the operators accordingly). The full Hamiltonian of the system then reads

$$H = H_0 + H_{\text{int}}. \quad (\text{D5})$$

Moving to an interaction picture with respect to  $\tilde{H}_0 = \hbar (\omega_d/2) \sigma^z + \hbar \sum_{n,\alpha} \omega_{n,\alpha} a_{n,\alpha}^\dagger a_{n,\alpha}$ , we obtain the transformed interaction Hamiltonian

$$\tilde{H}_{\text{int}} = \hbar \frac{\delta}{2} \sigma^z + \hbar \frac{\Omega_d}{2} \sigma^x + \left( \hbar \frac{\tilde{\Omega}_{\text{odf}}}{2} e^{i \sum_n \eta_n (a_n e^{-i\omega_n t} + a_n^\dagger e^{i\omega_n t})} e^{-i\omega_L t} \sigma^z + \text{h.c.} \right), \quad (\text{D6})$$

where  $\delta = \omega_0 - \omega_d$ ,  $\tilde{\Omega}_{\text{odf}} = \Omega_{\text{odf}} e^{i(kz_2^0 + \phi_L)}$  and we have introduced the Lamb–Dicke factors  $\eta_n = \tilde{M}_{2n} k \sqrt{\hbar / (2m_2 \omega_n)}$ . Note that we have assumed that the  $^{25}\text{Mg}^+$  ion is located at site 2.

Let us now focus on the contribution of the Hamiltonian in equation (D6) in the brackets. Usually, for an optical wave vector  $\eta_n \ll 1$  such that we can expand the exponential containing the creation and annihilation operators to first order in the  $\eta_n$ . In the axial direction the two-ion crystal features an in-phase and an out-of-phase mode of motion that are well separated in frequency. More precisely, we consider a trapping potential such that a single  $^{24}\text{Mg}^+$  ion has a center-of-mass frequency  $\omega_m / 2\pi = 2.54$  MHz. The in-phase and out-of-phase mode frequencies of the  $^{24}\text{Mg}^+ - ^{25}\text{Mg}^+$  crystal are then given by  $\omega_1 / 2\pi = 2.51$  MHz and  $\omega_2 / 2\pi = 4.36$  MHz, respectively. If we choose the laser frequency close to the out-of-phase mode frequency  $\omega_L \approx \omega_2$  as well as  $\Omega_{\text{odf}} \ll 2\omega_L$ ,  $\eta_1 \Omega_{\text{odf}} \ll |\omega_1 - \omega_L|$ , we can neglect all terms except one that couples the internal levels to the out-of-phase mode in a rotating wave approximation. We then arrive at the final Hamiltonian

$$\tilde{H}_{\text{int}} = \hbar \frac{\delta}{2} \sigma^z + \hbar \frac{\Omega_d}{2} \sigma^x + \left( \hbar i \eta_2 \frac{\tilde{\Omega}_{\text{odf}}}{2} a_2^\dagger \sigma^z e^{i\delta_m t} + \text{h.c.} \right), \quad (\text{D7})$$

where  $\delta_m = \omega_2 - \omega_L \ll \omega_2$  is the detuning of the laser from the out-of-phase mode. Finally, we can cast the above Hamiltonian in a time-independent form and we recover equation (37) of the main text

$$\tilde{H}_{\text{int}} = \frac{\hbar \delta}{2} \sigma^z + \frac{\hbar \Omega_d}{2} \sigma^x - \frac{\hbar \lambda}{2} (a_2 + a_2^\dagger) \sigma^z + \hbar \omega_m a_2^\dagger a_2, \quad (\text{D8})$$

where  $\lambda = -i\eta_2 \tilde{\Omega}_{\text{odf}}$  can always be taken to be real and  $\delta_m = \omega_m$ . Thus, the mode frequency in our simulation is given by the detuning of the spin-dependent force. A physically meaningful mode frequency should be positive. Accordingly, we choose  $\omega_L$  such that  $\delta_m > 0$ .

## Appendix E. Numerical computation of the measure of non-Markovianity $\mathcal{N}_{\text{RHP}}$

In this section, we detail how we numerically evaluated the measure of non-Markovianity  $\mathcal{N}_{\text{RHP}}$ . In particular, we explain how we evaluated  $g(t)$  from equation (45). As we stated in the main text, in order to evaluate  $\mathcal{N}_{\text{RHP}}$  we divide the time interval  $I = [0, T]$  that we want to inspect for non-Markovian dynamics in  $N$  equally spaced discrete times  $t_i$  ( $t_0 = 0$ ,  $t_N = T$ ). We then compute the time evolution of the basis states  $|k\rangle \langle j|$ ,  $k, j = \uparrow, \downarrow$  for all  $t_i$ . By writing the time-evolved states  $|k\rangle \langle j|(t_i) = \rho_{kj}(t_i)$  as a vector

$v_{kj}(t_i) = [\rho_{kj,\uparrow\uparrow}(t_i), \rho_{kj,\uparrow\downarrow}(t_i), \rho_{kj,\downarrow\uparrow}(t_i), \rho_{kj,\downarrow\downarrow}(t_i)]^T$ , we can write the dynamical map  $\mathcal{E}_{t,t_0}$  in matrix representation

$$E(t, t_0) = [v_{\uparrow\uparrow}(t), v_{\uparrow\downarrow}(t), v_{\downarrow\uparrow}(t), v_{\downarrow\downarrow}(t)]. \quad (\text{E1})$$

The matrix for the time evolution from  $t_1$  to  $t_2$  where  $t_2 \geq t_1 \geq t_0$  is then computed by

$$E(t_2, t_1) = E(t_2, t_0)E^{-1}(t_1, t_0), \quad (\text{E2})$$

where  $E^{-1}(t_1, t_0)$  is the normal matrix inverse. The Choi matrix  $[\mathcal{E}_{t_2,t_1} \otimes \mathbf{1}]|\psi\rangle\langle\psi|$  is proportional to the reshuffled matrix  $E^R(t_2, t_1)$  of the matrix  $E(t_2, t_1)$  [61]. In particular, the Choi matrix is given by

$$[\mathcal{E}_{t_2,t_1} \otimes \mathbf{1}]|\psi\rangle\langle\psi| = \frac{1}{d}E^R(t_2, t_1), \quad (\text{E3})$$

where  $d$  is the dimension of the finite dimensional open quantum system. For the case of a spin  $E^R(t_2, t_1)$  reads

$$E^R(t_2, t_1) = \begin{pmatrix} E_{11} & E_{12} & E_{21} & E_{22} \\ E_{13} & E_{14} & E_{23} & E_{24} \\ E_{31} & E_{32} & E_{41} & E_{42} \\ E_{33} & E_{34} & E_{43} & E_{44} \end{pmatrix}, \quad (\text{E4})$$

where  $E_{mn}$  corresponds to entry  $m, n$  of the  $4 \times 4$  matrix  $E(t_2, t_1)$ . Now, in order to obtain  $\mathcal{N}_{\text{RHP}}$  we evaluated a discrete version of  $g(t)$  according to

$$g(t_i) = \frac{\|[\mathcal{E}_{t_{i+1},t_i} \otimes \mathbf{1}]|\psi\rangle\langle\psi|\|_1 - 1}{t_{i+1} - t_i} = \frac{\|\frac{1}{d}E^R(t_{i+1}, t_i)\|_1 - 1}{t_{i+1} - t_i}. \quad (\text{E5})$$

The difficulty in evaluating  $g(t_i)$  is to decide which values of the numerator count as zero and which are counted as finite. The numerical calculations were performed using Python's Numpy and Scipy libraries. The oscillator's Hilbert space was truncated at a maximal phonon number  $n_{\text{max}} = 15$ . The states were evolved in time by vectorizing the Lindblad equation and applying the matrix exponential of the Liouvillian on the vectorized form of the density matrix using the `scipy.sparse.linalg.expm_multiply` routine. For a number of parameters the resulting density matrices were compared to the density matrices obtained by performing the matrix exponential first with `scipy.sparse.linalg.expm` and then the matrix vector multiplication. For all of the spin basis states the resulting matrices typically showed trace distances of a few times  $10^{-16}$ . Summing the largest errors of all the basis states yielded a few times  $10^{-15}$ . Taking this value as a rough estimate of the numerical precision we set  $g(t) = 0$  if the numerator was smaller than  $10^{-14}$ . Finally,  $\mathcal{N}_{\text{RHP}}$  in this numerical approximation is given by

$$\mathcal{N}_{\text{RHP}} = \frac{\sum_{i=1, g(t_i) > 0}^N \tanh[g(t_i)]}{N_{g(t_i) > 0}}, \quad (\text{E6})$$

where  $N_{g(t_i) > 0}$  is the number of events where  $g(t_i) > 0$ . For the 'Ohmic' case ( $\Delta/2\pi = 3$  kHz) we chose  $T = 0.01/\Delta$  and  $N = 10^4$  and for the resonant case ( $\Delta/2\pi = 100$  kHz)  $T = 0.1/\Delta$  and  $N = 10^4$ . Note that taking a too small time step eventually leads to discontinuous behavior in  $\mathcal{N}_{\text{RHP}}$ .

## References

- [1] Garg A, Onuchic J N and Ambegaokar V 1985 Effect of friction on electron transfer in biomolecules *J. Chem. Phys.* **83** 4491
- [2] Dong X and Schulten K 1994 Coupling of protein motion to electron transfer in a photosynthetic reaction center: investigating the low temperature behavior in the framework of the spin-boson model *Chem. Phys.* **182** 91
- [3] Weiss U 2007 *Quantum Dissipative Systems* 3rd edn (Singapore: World Scientific)
- [4] Leggett A J, Chakravarty S, Dorsey A T, Fisher M P A, Garg A and Zwerger W 1987 Dynamics of the dissipative two state system *Rev. Mod. Phys.* **59** 1
- [5] Bulla R, Costi T A and Pruschke T 2008 Numerical renormalization group method for quantum impurity systems *Rev. Mod. Phys.* **70** 395
- [6] Chin A, Rivas A, Huelga S F and Plenio M B 2010 Exact mapping between system-reservoir quantum models and semi-infinite discrete chains using orthogonal polynomials *J. Math. Phys.* **51** 092109
- [7] Prior J, Chin A W, Huelga S F and Plenio M B 2010 Efficient simulation of strong system-environment interactions *Phys. Rev. Lett.* **105** 050404
- [8] Egger R and Mak C H 1994 Low-temperature dynamical simulation of spin-boson systems *Phys. Rev. B* **50** 15210
- [9] Makri N 1995 Numerical path integral techniques for long time dynamics of quantum dissipative systems *J. Math. Phys.* **36** 2430
- [10] Ishizaki A and Fleming G R 2009 Unified treatment of quantum coherent and incoherent hopping dynamics in electronic energy transfer: Reduced hierarchy equation approach *J. Chem. Phys.* **130** 234111
- [11] Rivas A, Plato A D K, Huelga S F and Plenio M B 2010 Markovian master equations: a critical study *New J. Phys.* **12** 113032
- [12] Huelga S F and Plenio M B 2013 Vibrations, quanta and biology *Contemp. Phys.* **54** 181
- [13] Plenio M B, Almeida J and Huelga S F 2013 Origin of long-lived oscillations in 2D-spectra of a quantum vibronic model: electronic versus vibrational coherence *J. Chem. Phys.* **139** 235102
- [14] Mielenz M, Brox J, Kahra S, Leschhorn G, Albert M, Schaetz T, Landa H and Reznik B 2013 Trapping of topological-structural defects in coulomb crystals *Phys. Rev. Lett.* **110** 133004

- [15] Ulm S *et al* 2013 Observation of the Kibble–Zurek scaling law for defect formation in ion crystals *Nat. Commun.* **4** 2290
- [16] Pyka K *et al* 2013 Topological defect formation and spontaneous symmetry breaking in ion Coulomb crystals *Nat. Commun.* **4** 2291
- [17] See Blatt R and Roos C F 2012 Quantum simulations with trapped ions *Nat. Phys.* **8** 277 and references therein
- [18] Schneider Ch, Porras D and Schaetz T 2012 Experimental quantum simulations of many-body physics with trapped ions *Rep. Prog. Phys.* **75** 024401
- [19] Clos G, Porras D, Warring U and Schaetz T 2016 Time-resolved observation of thermalization in an isolated quantum system *Phys. Rev. Lett.* **117** 170401
- [20] Barreiro J T, Müller M, Schindler P, Nigg D, Monz T, Chwalla M, Hennrich M, Roos C F, Zoller P and Blatt R 2011 An open-system quantum simulator with trapped ions *Nature* **470** 486
- [21] Gessner M, Ramm M, Pruttivarasin T, Buchleitner A, Breuer H-P and Häffner H 2014 Local detection of quantum correlations with a single trapped ion *Nat. Phys.* **10** 105
- [22] Smith J, Lee A, Richerme P, Neyenhuis B, Hess P W, Hauke P, Heyl M, Huse D A and Monroe C 2016 Many-body localization in a quantum simulator with programmable random disorder *Nat. Phys.* **12** 907
- [23] Porras D, Marquardt F, von Delft J and Cirac J I 2008 Mesoscopic spin-boson models of trapped ions *Phys. Rev. A* **78** 010101
- [24] Imamoglu A 1994 Stochastic wave-function approach to non-Markovian systems *Phys. Rev. A* **50** 3650
- [25] Stenius P and Imamoglu A 1996 Stochastic wavefunction methods beyond the Born–Markov and rotating-wave approximations *Quantum Semiclass. Opt.* **8** 283
- [26] Garraway B M 1997 Nonperturbative decay of an atomic system in a cavity *Phys. Rev. A* **55** 2290
- [27] Dalton B J, Barnett S M and Garraway B M 2001 Theory of pseudomodes in quantum optical processes *Phys. Rev. A* **64** 053813
- [28] Feynman R P, Hibbs A R and Styer D F 2010 *Quantum Mechanics and Path Integrals* (Mineola, NY: Dover Publications) Emended Edition
- [29] Feynman R P and Vernon F L 1963 The theory of a general quantum system interacting with a linear dissipative system *Ann. Phys., NY* **24** 118
- [30] Cirac J I, Blatt R, Zoller P and Phillips W D 1992 Laser cooling of trapped ions in a standing wave *Phys. Rev. A* **46** 2668
- [31] Morigi G 2003 Cooling atomic motion with quantum interference *Phys. Rev. A* **67** 033402
- [32] Grabert H, Weiss U and Talkner P 1984 Quantum theory of the damped harmonic oscillator *Z. Phys. B* **55** 87
- [33] Breuer H-P and Petruccione F 2002 *The Theory of Open Quantum Systems* (Oxford: Oxford University Press)
- [34] Talkner P 1986 The failure of the quantum regression hypothesis *Ann. Phys.* **167** 390
- [35] Tamascelli D, Smirne A, Huelga S F and Plenio M B 2018 Non-perturbative treatment of non-Markovian dynamics of open quantum systems *Phys. Rev. Lett.* **120** 030402
- [36] Meier C and Tannor D J 1999 Non-Markovian evolution of the density operator in the presence of strong laser fields *J. Chem. Phys.* **111** 3365
- [37] James D F V 1998 Quantum dynamics of cold trapped ions with application to quantum computation *Appl. Phys. B* **66** 181
- [38] Morigi G and Walther H 2001 Two-species Coulomb chains for quantum information *Eur. Phys. J. D* **13** 261
- [39] Thorwart M, Paladino E and Grifoni M 2004 Dynamics of the spin-boson model with a structured environment *Chem. Phys.* **296** 333
- [40] Wilhelm F K, Kleff S and von Delft J 2004 The spin-boson model with a structured environment: a comparison of approaches *Chem. Phys.* **296** 345
- [41] Escher J C and Ankerhold J 2011 Quantum dynamics of a two-level system in a structured environment: numerical study beyond perturbation theory *Phys. Rev. A* **83** 032122
- [42] Brito F and Caldeira A O 2008 Dissipative dynamics of a two-level system resonantly coupled to a harmonic mode *New J. Phys.* **10** 115014
- [43] Friedenauer A, Schmitz H, Glueckert J T, Porras D and Schaetz T 2008 Simulating a quantum magnet with trapped ions *Nat. Phys.* **4** 757
- [44] Lin Y, Gaebler J P, Tan T R, Bowler R, Jost J D, Leibfried D and Wineland D J 2013 Sympathetic electromagnetically-induced-transparency laser cooling of motional modes in an ion chain *Phys. Rev. Lett.* **110** 153002
- [45] Ruster T, Schmiegelow C T, Kaufmann H, Warschburger C, Schmidt-Kaler F and Poschinger U G 2016 A long-lived Zeeman trapped-ion qubit *Appl. Phys. B* **122** 254
- [46] Sørensen A and Mølmer K 1999 Quantum computation with ions in thermal motion *Phys. Rev. Lett.* **82** 1971
- [47] Ospelkaus C, Langer C E, Amini J M, Brown K R, Leibfried D and Wineland D J 2008 Trapped-ion quantum logic gates based on oscillating magnetic fields *Phys. Rev. Lett.* **101** 090502
- [48] Rivas A, Huelga S F and Plenio M B 2014 Quantum non-Markovianity: characterization, quantification and detection *Rep. Prog. Phys.* **77** 094001
- [49] Breuer H-P, Laine E-M, Piilo J and Vacchini B 2016 Colloquium: non-Markovian dynamics in open quantum systems *Rev. Mod. Phys.* **88** 021002
- [50] Choi M D 1975 Completely positive linear maps on complex matrices *Lin. Alg. Appl.* **10** 285
- [51] Wißmann S, Karlsson A, Laine E-M, Piilo J and Breuer H-P 2012 Optimal state pairs for non-Markovian quantum dynamics *Phys. Rev. A* **86** 062108
- [52] Wittmer M, Clos G, Breuer H-P, Warring U and Schaetz T 2018 Probing quantum memory effects with high resolution *Phys. Rev. A* **97** 020102
- [53] Woods M P, Cramer M and Plenio M B 2015 Simulating bosonic baths with error bars *Phys. Rev. Lett.* **115** 130401
- [54] Gautschi W 1994 Algorithm 726: ORTHPOL-A package of routines for generating orthogonal polynomials and Gauss-type quadrature rules *ACM Trans. Math. Softw.* **20** 21
- [55] Schollwöck U 2011 The density-matrix renormalization group in the age of matrix product states *Ann. Phys.* **326** 96
- [56] Vidal G 2004 Efficient simulation of one-dimensional quantum many-body systems *Phys. Rev. Lett.* **93** 040502
- [57] Tamascelli D, Rosenbach R and Plenio M B 2015 Improved scaling of time-evolving block-decimation algorithm through reduced-rank randomized singular value decomposition *Phys. Rev. E* **91** 063306
- [58] Kohn L, Tschirsich F, Keck M, Plenio M B, Tamascelli D and Montangero S 2018 Probabilistic low-rank factorization accelerates tensor network simulations of critical quantum many-body ground states *Phys. Rev. E* **97** 013301
- [59] Reiter F and Sørensen A S 2012 Effective operator formalism for open quantum systems *Phys. Rev. A* **032111**
- [60] Wineland D J *et al* 2003 Quantum information processing with trapped ions *Phil. Trans. R. Soc. A* **361** 1349
- [61] Zyczkowski K and Bengtsson I 2004 On duality between quantum maps and quantum states *Open Syst. Inf. Dyn.* **11** 3–42