

INJECTION COMPLEX DEVELOPMENT FOR THE NICA PROJECT

A.V. Butenko, A.I. Govorov, B.V. Golovenskiy, D.E. Donets, A.D. Kovalenko, K.A. Levterov,
D.A. Lyuosev, A.A. Martynov, V.V. Mialkovsky, V.A. Monchinskiy, D.O. Ponkin, K.V.
Shevchenko, A.O. Sidorin, I.V. Shirikov, A.V. Smirnov, G.V. Trubnikov
Joint Institute for Nuclear Research, Dubna, Moscow Region, Russia

T.V. Kulevoy
Institute of Theoretical and Experimental Physics NRC “Kurchatov Institute”, Moscow, Russia
S.M. Polozov

National Research Nuclear University – Moscow Engineering Physics Institute, Moscow, Russia
H.Höltermann, U.Ratzinger, A.Schempp, H.Podlech
BEVATECH GmbH, Frankfurt, Germany

Abstract

Wide international collaboration is working on construction of NICA collider complex at JINR, Dubna. The main goal of new collider is investigation of the heavy ion collisions with center-of-mass energy up to about $\sqrt{s} = 11$ GeV/u. Injection complex of the project is under development, it consists of two synchrotron rings with two linear accelerators. Current status of the injection complex development and latest results are presented in this paper.

INTRODUCTION

Nuclotron-based Ion Collider fAcility (NICA) (Fig. 1.) is new accelerator complex developing and constructing at JINR [1] for ion collision and high-density matter study.

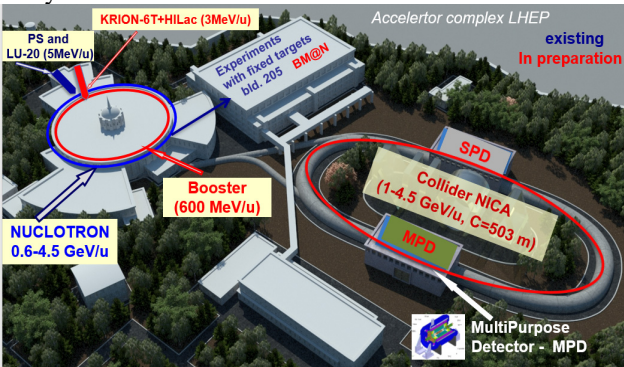


Figure 1: The NICA complex.

For the NICA collider ion beams from p to Au ions with energies from a few hundred MeV/u up to a few GeV/u will be provided by two injection LINACs and two superconducting synchrotrons: the Booster and the Nuclotron. The beams are generated by three new ion sources: SPI (Source of Polarized Ions), LIS (Laser Ion Source) and Krion (ESIS type heavy ion source). The ion sources feed two LINACs: the existing linac LU-20 with a new RFQ as pre-injector and the new heavy ion linac – HILAc. Design and development of RFQ, MEBT and two IH sections of the HILAc was performed by Bevattech GmbH (Frankfurt, Germany) [2] and described in detail in

[3]. HILAc commissioning was performed with the C^{3+} , C^{2+} and Fe^{14+} beams from the laser ion source.

HILAC

The main parameters of the HILAc (Fig. 2) are given in the Table 1.

Table 1: HILAc Parameters

A/q	6.25
Current	< 10 emA
Pulse length	10 μ s – 30 μ s
Rep. rate	< 10 Hz
LEBT energy	17 keV/u
RFQ energy	300 keV/u
IH1 energy	1.87 MeV/u
IH2/LINAC max. energy	3.2 MeV/u

The HILAc RFQ is a 4-rod structure operating at 100.625 MHz. The RFQ tank is a 3.16 m stainless steel tank of 0.35 m in diameter which is copper-plated inside. The RFQ is powered by a 140 kW solid state amplifier.

The first IH tank contains an internal quadrupole triplet lens. The IH1 and IH2 have 2.42 m and 2.15 m outer length correspondingly. For the design A/q – value of 6.5 the sum voltage gain is 20.8 MV. Both IH cavities are powered by 340 kW solid state amplifiers, one for each cavity.





Figure 2: HILAC at JINR.

Before installing the IH cavities the RFQ has been tested with beam. The beam energy was measured with a

The main parameters of both rings are given in Table 2.

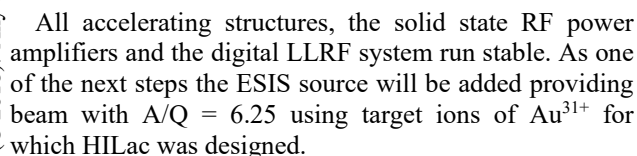
	Booster	Nuclotron
Magnetic rigidity, T/m	25	45
Circumference, m	211	251
Beam intensity, particles per pulse	2×10^9	1.1×10^9
Max. energy	600 MeV/u	4.5 GeV/u

The upgrade of this injector includes replacement of the 700-kV DC acceleration tube for the drift-tube linac with an RFQ (Fig. 4). The RFQ designed by ITEP provides 156 keV/u ion beams for following acceleration by the DTL at $2\beta\lambda$ -mode to the energy of 5 MeV/u [5].



The 2.2 m of the length the 145.2-MHz RFQ is based on a 4-vane resonator with magnetic coupling windows. The structure provides both reliable dipole-free range and compactness compared to a conventional 4-vane. Higher RF power losses of the structure is not an issue for the RFQ injector since it operates in a pulsed mode at RF pulse width less than 150 μ s and repetition rate not higher than 1 Hz.

Two runs dedicated to experimental investigations in spin physics (with polarized deuterons and protons) was provided in autumn of 2016 and spring 2017. Maximum intensity of the polarized deuteron beam was about



The magnetic system of the Booster consists of 4 quadrants. The regular period consist of one quadrupole doublet unit and two dipole magnets. The Nuclotron-type

2×10^9 particles per cycle. In this run the acceleration of polarized proton beam from SPI as well as the lithium and carbon beams from the laser source was provided.

During preparation to Run #55 the Krion-6T ion source replaced the SPI at the RFQ injection line. The Run was performed with acceleration of C, Kr and Ar ion beams. Ion source and linac demonstrated stable operation and acceleration with intensity in Nuclotron up to $2 \cdot 10^5$ Kr ions per cycle. Wary good quality of the low intensity extracted beam spill was achieved (Fig 5.).

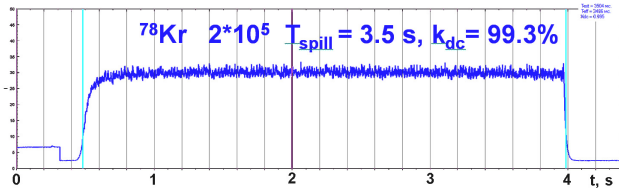


Figure 5: $^{78}\text{Kr}^{+36}$ beam spill 2×10^5 ppp.

FUTURE DEVELOPMENT

Future development and modernization of NICA injection complex presupposes replacement of the old LU-20 linac (in operation since 1974) with new Light Ion Linear accelerator (LILac, Fig. 6). The first part of new linac for acceleration up to energy of 7 MeV/u, is under design and will be constructed by Bevattech GmbH (Frankfurt, Germany) [6].



Figure 6: LILac project view.

Next step of the LILac project – design of a middle energy section from 7 up to 13 MeV/u. And the third part – additional superconducting RF cavities, which will provide a total energy of the beam up to 50 MeV/u. Increased beam energy of LILac is required for future research with polarized proton beams. SC linac will consist of a number of independently phased cavities and focusing solenoids.

The operating frequency of the linac was chosen equal to 162 MHz for QWRs (Fig. 7) with further increase to 324 MHz for HWR cavities. Detailed QWR design is presented in [7].

The development of the SRF technologies is the key task of new Russian - Belarusian collaboration started on March 2015. Now the JINR, NRNU MEPhI, ITEP of NRC “Kurchatov Institute”, INP BSU, PTI NASB,

BSUIR and SPMRC NASB are participating in the collaboration.




Figure 7: General view of 162 MHz QWR design model.

CONCLUSION

The injection complex of the NICA project demonstrate good progress. The HILac is ready to provide the first booster run with heavy ion beam. The new RFQ pre-injector was put into operation and well worked during few last runs of the Nuclotron with polarized light ions and heavy ions. Current results of new light ion linac development for the NICA complex showed a good progress.

REFERENCES

- [1] G.V. Trubnikov et al., “The NICA Project at JINR”, in *Proc. 7th Int. Particle Accelerator Conf. (IPAC'16)*, Busan, Korea, May 2016, paper WEZA02, pp. 2061-2065.
doi:10.18429/JACoW-IPAC2016-WEZA02
<http://jacow.org/ipac2016/papers/weza02.pdf>
- [2] G. Trubnikov et al., “Heavy ion collider facility NICA at JINR (Dubna): status and development”, in *Proc. 36th International Conference on High Energy Physics (ICHEP'12)*, Melbourne, Australia, July 2012.
doi:10.22323/1.174.0554
<https://pos.sissa.it/174/554/pdf>
- [3] Bevattech official website, <http://www.bevatech.com/>
- [4] A.V. Butenko et al., “Development of the NICA injection facility”, in *Proc. 4th Int. Particle accelerator conf (IPAC'13)*, Shanghai, China, May 2013, paper HPW0069, pp.3915-3917. doi:10.18429/JACoW-IPAC2013-HPW0069
- [5] N. Agapov et al., “Nuclotron at JINR: Operation Experience and Recent Development”, in *Proc. of 13th International Conference on Heavy Ion Accelerator Technology (HIAT'2015)*, Yokohama, Japan, paper MOPA19, pp.86-88.
doi:10.18429/JACoW-HIAT2015-MOPA19
<http://accelconf.web.cern.ch/AccelConf/HIAT2015/papers/mopa19.pdf>
- [6] A.V. Butenko et al., “Commissioning of New Proton and Light Ion Injector for Nuclotron-Nica”, in *Proc. 7th Int. Particle accelerator conf. (IPAC'16)*, Busan, Korea, May 2016, paper MOPOY041, pp. 941-943, ISBN 978-3-95450-147-2. doi:10.18429/JACoW-IPAC2016-MOPOY041
<http://accelconf.web.cern.ch/AccelConf/ipac2016/papers/mopoy041.pdf>
- [7] H. Höltermann et al., “Light Ion Linear accelerator up to 7 AMeV for NICA”, presented at 29th Int. Linear accelerator conf. (Linac'18), Beijing, China, September 2018, paper WECAMH02, this conference.