

## The SPES Radioactive Ion Beam facility of INFN

This content has been downloaded from IOPscience. Please scroll down to see the full text.

2015 J. Phys.: Conf. Ser. 580 012014

(<http://iopscience.iop.org/1742-6596/580/1/012014>)

View [the table of contents for this issue](#), or go to the [journal homepage](#) for more

Download details:

IP Address: 131.169.4.70

This content was downloaded on 21/01/2016 at 23:04

Please note that [terms and conditions apply](#).

## The SPES Radioactive Ion Beam facility of INFN

### G. de Angelis<sup>1</sup> for the SPES collaboration,

G. Prete<sup>1</sup>, A. Andrighetto<sup>1</sup>, M. Manzolaro<sup>1</sup>, S. Corradetti<sup>1</sup>, D. Scarpa<sup>1</sup>, M. Rossignoli<sup>1</sup>, A. Monetti<sup>1</sup>, M. Lollo<sup>1</sup>, M. Calderolla<sup>1</sup>, J. Vasquez<sup>1</sup>, D. Zafiroopoulos<sup>1</sup>, L. Sarchiapone<sup>1</sup>, D. Benini<sup>1</sup>, P. Favaron<sup>1</sup>, M. Rigato<sup>1</sup>, R. Pegoraro<sup>1</sup>, D. Maniero<sup>1</sup>, L. Calabretta<sup>2</sup>, M. Comunian<sup>1</sup>, M. Maggiore<sup>1</sup>, A. Lombardi<sup>1</sup>, L. Piazza<sup>1</sup>, A. M. Porcellato<sup>1</sup>, C. Roncolato<sup>1</sup>, G. Bisoffi<sup>1</sup>, A. Pisent<sup>1</sup>, A. Galatà<sup>1</sup>, M. Giacchini<sup>1</sup>, G. Bassato<sup>1</sup>, S. Canella<sup>1</sup>, F. Gramegna<sup>1</sup>, J. Valiente<sup>1</sup>, J. Bermudez<sup>1</sup>, P.F. Mastinu<sup>1</sup>, J. Esposito<sup>1</sup>, J. Wyss<sup>1</sup>, A. Russo<sup>2</sup>, S. Zanella<sup>1</sup>

1. INFN Laboratori Nazionali di Legnaro, I-35020, Legnaro (Pd), Italy

2. INFN Laboratori Nazionali del Sud, I-95123, Catania, Italy

E-mail: giacomo.deangelis@lnl.infn.it

**Abstract.** A new Radioactive Ion Beam (RIB) facility (SPES) is presently under construction at the Legnaro National Laboratories of INFN. The SPES facility is based on the ISOL method using an UCx Direct Target able to sustain a power of 10 kW. The primary proton beam is provided by a high current Cyclotron accelerator with energy of 40 MeV and a beam current of 0.2-0.5 mA. Neutron-rich radioactive ions are produced by proton induced fission at an expected fission rate of the order of  $10^{13}$  fissions per second. After ionization and selection the exotic isotopes are re-accelerated by the ALPI superconducting LINAC at energies of 10A MeV for masses in the region  $A=130$  amu. The expected secondary beam rates are of the order of  $10^7 - 10^9$  pps. Aim of the SPES facility is to deliver high intensity radioactive ion beams of neutron rich nuclei for nuclear physics research as well as to be an interdisciplinary research center for radio-isotopes production for medicine and for neutron beams.

### 1. Introduction

SPES is an acronym for Selective Production of Exotic Species. The aim of the SPES project is to provide high intensity and high-quality beams of neutron-rich nuclei to perform forefront research in nuclear structure, reaction dynamics and interdisciplinary fields like medical, biological and material sciences. SPES is a second generation ISOL radioactive ion beam facility. It represents an intermediate step toward the future generation European ISOL facility EURISOL [1]. The SPES project is part of the INFN Road Map for Nuclear Physics; it is supported by the Italian national laboratories LNL (Legnaro) and LNS (Catania). It is based on the ISOL method with an UCx Direct Target able to sustain a power of 10 kW. The primary proton beam is delivered by a Cyclotron accelerator with an energy of 40 MeV and a beam current of 200  $\mu$ A. Neutron-rich radioactive ions will be produced by Uranium fission at an expected fission rate in the target of the order of  $10^{13}$  fissions per second. The exotic isotopes will be re-accelerated by the ALPI superconducting LINAC at energies of 10A MeV and higher, for masses in the region of  $A=130$  amu, with an expected rate on the secondary target of  $10^7$ - $10^9$  pps.



## 2. Challenges of the SPES project

To understand the properties of a nucleus, apart from establishing the interaction between its components, it is necessary to determine the arrangement of the nucleons, i.e. the structure. Presently our knowledge about the structure of nuclei is mostly limited to nuclei close to the valley of stability or nuclei with a deficiency of neutrons. Only recently the availability of beams of unstable ions has given access to unexplored regions of the nuclear chart, especially on the neutron-rich side. Starting from a nucleus on the stability line and adding successively neutrons, one observes that the binding energy of the last neutron decreases steadily until it vanishes and the nucleus decays by neutron emission. The position in the nuclear chart where this happens defines the neutron drip line. It lies much farther away from the valley of stability than the corresponding drip line associated with protons, owing the absence of electrical repulsion between neutrons. The location of the neutron drip line is largely unknown as experimental data are available only for nuclei with mass up to around 30. The interest in the study of nuclei with large neutron excess is not only focused on the location of the drip line but also on the investigation of the density dependence of the effective interaction between the nucleons for exotic  $N/Z$  ratios. In fact, changes of the nuclear density and size in nuclei with increasing  $N/Z$  ratios are expected to lead to different nuclear symmetries and new excitation modes. While in the case of some very light nuclei a halo structure has been identified, for heavier nuclei the formation of a neutron skin has been predicted. The evolution of nuclear properties towards the neutron drip line depends on how the shell structure changes as a function of neutron excess. This evolution has consequences on the ground state properties of the nuclei and on the single-particle and collective excitations. In particular, studies of neutron-rich nuclei beyond the doubly magic  $^{132}\text{Sn}$  are of key importance to investigate the single-particle structure above the  $N=82$  shell closure and find out how the effective interaction between valence nucleons behaves far from stability. New modes of collective motion with large  $B(E1)$  strength are also expected in connection with the formation of a neutron skin, namely oscillation of the skin against the core as recently proposed for the neutron rich Ni and Sn isotopes. Presently, neither the thickness nor the detailed properties of the neutron skin of exotic nuclei are known. This information is needed to enable a quantitative description of compact systems like neutron stars, where exotic nuclei forming a Coulomb lattice are immersed in a sea of free neutrons, a system which is expected to display the properties of both finite and infinite (nuclear matter) objects. At the energy of SPES, it will be possible to address important questions related to the study of neutron-rich matter such as nuclear forces, level density, viscosity, barrier, neutron pairing and collective modes. With the high intensity beams delivered by SPES a challenging and broader range of studies in nuclear spectroscopy and reaction mechanism will be performed. Interesting areas where new data will be collected are those in the very neutron rich regions, where shell evolution is an issue. Effects of how the pairing interaction is modified in the nuclear medium will receive significant inputs by measurements of multi-nucleon transfer reactions to specific nuclear states. Effects of rotational damping in the decay of high energy levels, for instance the dynamical dipole emission, will be studied by changing the  $N/Z$  of projectile and target. Neutron rich nuclei will be used to investigate the tunneling process in sub-barrier fusion reactions in presence of very positive  $Q$ -values, an issue interesting also for astrophysics.

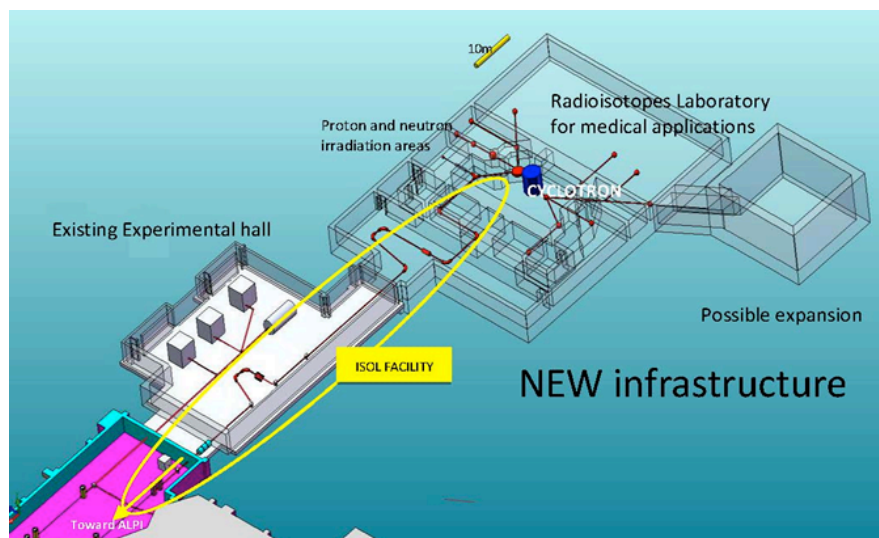
## 3. The Spes Radioactive Ion Beam Facility

SPES is an INFN project based on the ISOL (Isotope Separation On Line) technique for radioactive beam production and it is presently under construction at the Legnaro National Laboratories. A primary beam provided by a driver accelerator induces nuclear reactions inside a thick target. The reaction products are extracted from the target by thermal process due to the high temperature of the target-ion source system (exceeding  $2000^\circ\text{C}$ ). Once reached the  $1^+$  source, the products are ionized and extracted. After an isotopic selection and a further ionization to  $n^+$ , the exotic beam is injected into a post-accelerator.

The SPES facility is based on a proton beam to induce fission on a UCx target (Direct Target). The driver is a 70 MeV proton cyclotron with two exit ports providing a total current of  $750\ \mu\text{A}$ . Two

ISOL production targets are planned to be installed and operated alternatively. As the cyclotron can supply two beams at the same time, a second independent facility can be operated in parallel. In particular the high intensity proton beam will be used to produce radioisotopes for nuclear medicine as well as a neutron source. Concerning the latter possibility, the expected neutron production at SPES will exceed  $10^{14}$  n/s with energy up to 40 MeV and a peak between 0.1 and 10 MeV according to target and moderator. The proton beam of the SPES cyclotron is suited for the production of new radioisotopes for medical applications. Taking advantage of the high energy and current, it opens up the possibility to produce  $^{82}\text{Sr}$ ,  $^{67}\text{Cu}$ , and  $^{47}\text{Sc}$  isotopes to be used in therapy and diagnostics.

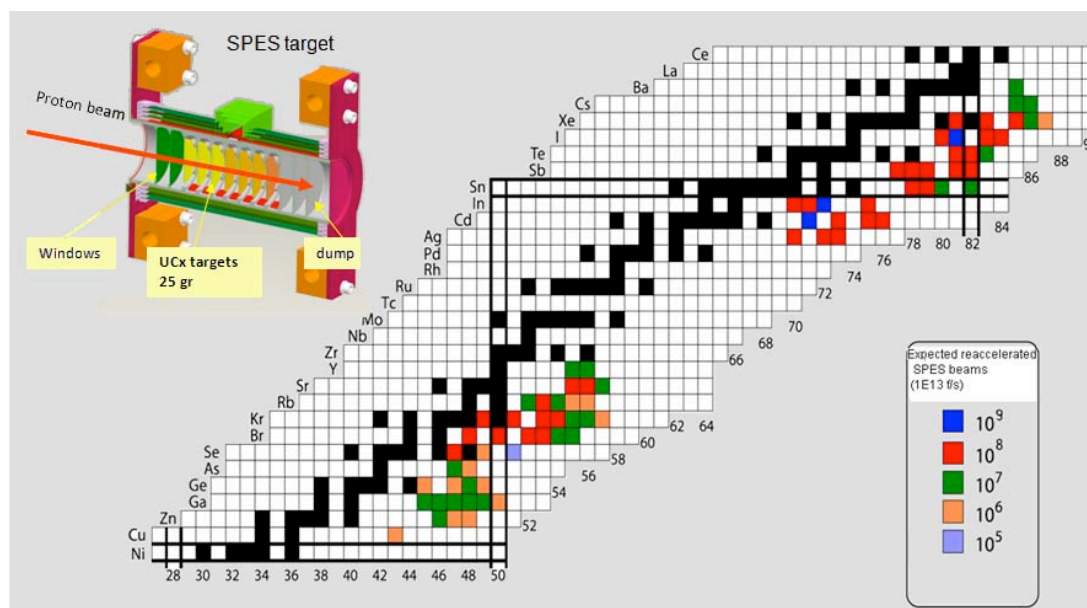
A pictorial sketch of the facility is shown in figure 1.



**Figure 1.** Pictorial sketch of the SPES facility. The ALPI superconducting LINAC (not shown) is on the left side.

### 3.1. The Isol front-end

The ISOL front-end is the system which couples the proton beam with the UCx target, the ion source and the first part of the transport line of the exotic beam. The whole system has been completed and is now in operation (with stable beam) at LNL for off-line tests. The most critical element of the SPES ISOL facility is the Direct Target. It follows the basic design of the CERN ISOLDE one but represents an innovation in term of capability to sustain the primary beam power. The design is carefully oriented to optimize the radiative cooling, taking advantage of the target system's high operating temperature. The SPES target is designed in order to maximize the release efficiency and the heat dissipation. It consists of multiple thin disks housed in a cylindrical graphite box. It is composed of 7 UCx disks (diameter and thickness of 40 and 1.3 mm, respectively), appropriately spaced in the axial direction in order to dissipate, by thermal radiation, the average power of 8 kW due to the energy release of the proton beam which, passing through them, induces nuclear reactions. The graphite box is housed inside a tubular hollow tungsten ohmic heater. In fact, due to the intense heat exchange by radiation, the energy released by the proton beam is not sufficient to make the system reach the operating temperature. This allows for a better thermal control of the target operation. An extensive simulation study of the target behavior for thermal and release properties is at the basis of the target-ion-source design. Experimental work to benchmark the simulations was carried out in collaboration with HRIBF [2], the Oak Ridge National Laboratory ISOL facility (USA). Partial results on the measured production rates ( and on the expected rates of the reaccelerated SPES beam ) are shown in figure 2.



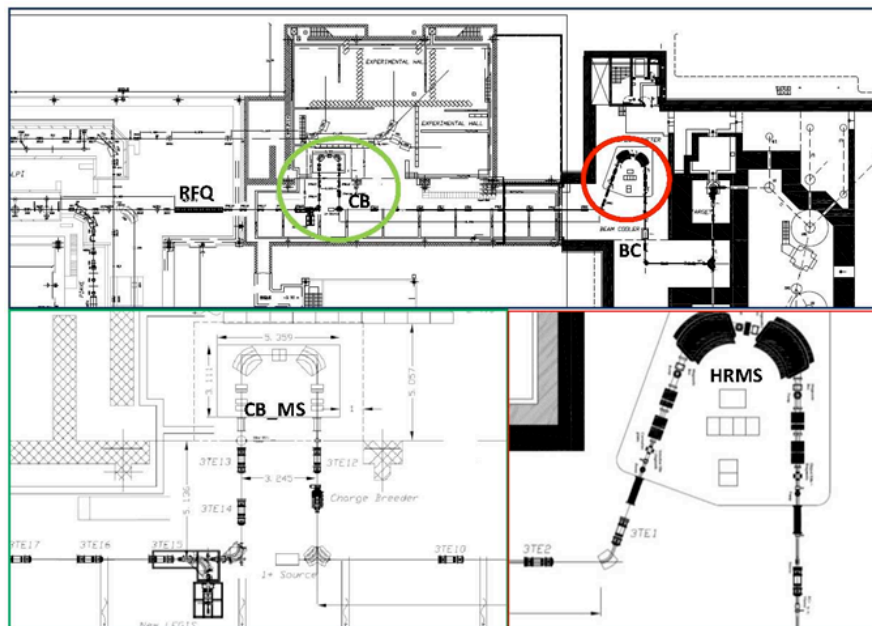
**Figure 2.** Expected beam on target intensities. Experimental data scaled to: 0.2 mA proton current, 25% transport efficiency. ISOL target operated at 2000°C, ionization and extraction with 1<sup>+</sup> plasma source.

### 3.2 The ion-source system

The interaction of the proton beam with the UCx target will produce neutron-rich fission fragments subsequently extracted by thermal motion and ionized at 1<sup>+</sup> charge state by the Isol source directly connected to the production target. The hot-cavity ion source chosen for the SPES project was designed at CERN (ISOLDE) [3]. The source has the basic structure of the standard high temperature RIB ion sources employed for on-line operation. The ionizer cavity is a tungsten tube (34 mm length, 3 mm inner diameter and 1 mm wall thickness) resistively heated to near 2000°C. The isotopes produced in the target diffuse in the target material and then effuse through the transfer tube into the ionizer cavity where they undergo surface or laser ionization. The Surface ionization process can occur when an atom comes into contact with a hot metal surface. In the positive surface ionization, the transfer of a valence electron from the atom to the metal surface is energetically favorable for elements with an ionization potential lower than the work function of the metal. For alkalis and some rare earth elements, high ionization efficiencies can be achieved using the surface ionization technique. Such 1<sup>+</sup> source has good efficiency and selectivity for the elements as Rb, Cs, Ba. For most of the other elements, the laser resonant photo-ionization, using the same hot cavity cell, is a powerful method to achieve sufficiently selected ionization. This technique, now under development, has been implemented with the aim to produce beams as pure as possible (chemical selectivity) also for metal isotopes. To ionize elements with high ionization potential, as rare gasses, the plasma source is needed. This source ionizes all the elements without any selectivity. At SPES both surface and plasma sources have been developed and are in operation at the off line test stand. The laser source is presently under development.

### 3.3. Beam selection and transport

The first mass selection is performed by a Wien Filter with 1/100 mass resolution, installed just after the first electrostatic quadrupole triplet inside the production bunker with the aim to confine the larger part of radioactivity inside the high shielded area. The transfer line toward ALPI is equipped with several beam handling systems to purify the beam. A Beam Cooler and a High Resolution Mass Separator (HRMS) with 1/20000 mass resolution will be installed inside the new building.



**Figure 3.** Layout of radioactive beam handling and transfer line. High resolution mass separator and the Charge Breeder mass separator are shown in the lower panels.

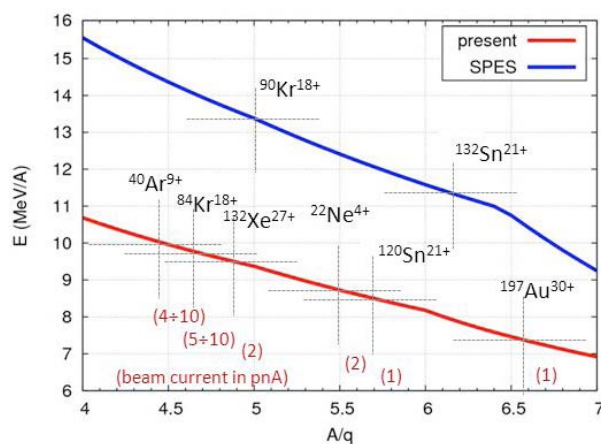
Special efforts have been dedicated to design a mass spectrometer with an effective mass resolution of at least  $1/20000$ . Such design takes advantage of a Beam Cooler, to improve the beam emittance, and of a 260 keV HV platform on which the mass separator is mounted. The mass separator is a scaled-up version of the separator designed for the CARIBU facility [4] in ANL (USA). In the SPES configuration the calculated resolution is of the order of  $1/20000$  constrained by an emittance of 3 mm mrad and an energy spread of 1.3 eV. Before the injection in the ALPI superconducting LINAC it is necessary an increase of the charge state from  $1^+$  to  $n^+$ . This is performed by means of a Charge Breeder. The SPES Charge Breeder is based on ECR method [5] and aims to produce ions with  $A/q$  less than 7 at  $A \sim 130$ . The design and construction of the Charge-Breeder will be performed in the framework of the SPES-SPIRAL2 collaboration at LPSC (Grenoble, France) following an up-graded version of the Phoenix booster in operation at LPSC. After the Charge Breeder a second mass separator with  $1/1000$  mass resolution, will be installed to clean the beam from the contaminants introduced by the Charge Breeder itself. The same basic configuration used for the HRMS is adopted. Finally an RFQ pre-accelerator will increase the beam energy to match the ALPI acceptance. The layout of the radioactive beam line is showed in figure 3.

### 3.4. Exotic beams reacceleration

The secondary beams are injected into the ALPI superconducting LINAC by a new RFQ that will operate in a CW mode (100% duty factor) at a resonant frequency of 80 MHz. This frequency is the same as that of the superconducting structures of the lowest energy section of ALPI. The injection energy of the ions is set to 5.7 keV/u. This choice is a compromise between the desire to reduce the ion energy to simplify the low energy injection and the RFQ bunching section design and the need to increase the beam rigidity in the  $1^+$  transport line to reduce space charge effects. The extraction energy of the RFQ is set to 727 keV/u to optimize the beam dynamics of the superconducting LINAC ALPI. ALPI is the superconducting heavy ion LINAC in operation at LNL since the early nineties. It is composed of three sections of quarter wave resonators (QWR) for a total of 80 cavities installed and operates routinely at an equivalent acceleration voltage of 50 MV. The LINAC is constructed in a

bended configuration: it is composed of two branches connected by an achromatic and isochronous U-bend. It uses three different kinds of cavities: Low Beta, Medium Beta and High Beta cavities, according to the different velocity along the acceleration path.

The ALPI LINAC has gone through a continuous upgrade in the number and performance of its accelerating cavities, and consequently in the maximum achievable beam energy. In the last years the cavities of the medium energy QWR section have been upgraded using a new Nb sputtered coating in substitution to the original Pb sputtered layer. A further upgrade program is on the way, to improve the accelerating fields of the present QWRs and adding more cavities in the Low Beta section. The final equivalent voltage will exceed 70 MV. In figure 4 the expected beam energies are reported.



**Figure 4.** Beam energy performance of ALPI superconductive LINAC.

### 3.5 Status of the SPES project

The SPES facility is presently under construction at LNL. The building is at an advanced phase and will be completed at end of 2014. The cyclotron, provided by the BEST company in Canada, is under construction (the magnet is completed and the magnetic field was positively mapped). It is expected to be transferred to LNL, after the factory commissioning, in the end of 2014. The authorizations to operate the cyclotron have been already obtained allowing the acceleration of the proton beam on non-fissile target at high power and testing the UCx target up to a current of 5  $\mu$ A. A further authorization request to run the UCx target at design power will be presented to the Italian authorities within this year. The physics design of the radioactive ion beam transfer line ( $1^+$  and  $n^+$ ) is completed and the reshaping of the ALPI beam line in the experimental hall is initiated to allow the installation of the Charge Breeder and of the mass separator. The ISOL front-end is completed and under operation in the off-line laboratory to test ion sources, assembly and controls. The first reaccelerated exotic beam is expected around 2018 [6].

### References

- [1] [www.eurisol.org](http://www.eurisol.org)
- [2] Scarpa D, Biassetto L, Corradetti S, Manziolaro M, Andrighetto A, Carturan S, Prete G, Zanonato P and Stracener D W 2011, *Eur. Phys. J.* **47** 32
- [3] Lindroos M 2004, CERN-AB-2004-086
- [4] Savard G, Pardo R, Baker S, Davids C, Levand A, Peterson D, Phillips D, Sun, T, Vondrasek R, Zabransky B and Zinkann G 2011, *Hyperfine Interactions* **199** 301
- [5] Lamy T, Bouly J L, Curdy J C, Sole P, Sortais P, Thuillier T, Vieux-Rochaz J L and Voulot D 2004, *Rev. Sci. Instrum.* **75** 1624
- [6] <https://web.infn.it/spes/>