

Simultaneous track finding and track fitting by the Deep Neural Network at BESIII

Yao Zhang^{1*}, Ye Yuan^{1,2**}, Haiyong Jiang², Zhibin Yang¹, Wenni Zhang², Xiao-Rui Lyu², Yangheng Zheng², Jun Xiao², Tianyu Xing¹

1. Institute of High Energy Physics, Chinese Academy of Sciences

2. University of Chinese Academy of Sciences

* zhangyao@ihep.ac.cn

** yuany@ihep.ac.cn

Abstract: In this work we introduce PointNet++ to the track reconstruction of the BESIII drift chamber. Preliminary results show our framework is able to group hits of different tracks and give the candidate parameters of tracks simultaneously.

Keywords: machine learning, drift chamber, tracking, track finding, track fitting

1 Introduction

Track reconstruction of the Multi-layer Drift Chamber (MDC) [1] of the BESIII detector [2] at the Beijing Electron Positron Collider II (BEPCII) [3] is one of the most important tasks of the offline data analysis. The structure of the BESIII is shown in Figure 1, and the MDC is illustrated in Figure 2. The MDC aims to provide spatial, momentum and dE/dx measurements for the charged particles. It is essential to reconstruct charged particle tracks accurately with high efficiency across a range of particle momenta and dip angles. Although traditional tracking algorithms have been successfully employed in the reconstruction of BESIII, optimization of track reconstruction can be done for the low momentum, large dip angle sample and the noisy events.

One of the most powerful advantages of deep learning techniques is the ability to find patterns from data. For particle track reconstruction, the process of partitioning space points into disjoint groups is a challenging pattern recognition task. A variety of deep learning approaches have shown promise in the problem of particle track reconstruction at high energy physics experiments. The method presented here explored new perspectives for track reconstruction on drift chamber detector data using deep learning techniques.

2 Methodology

The deep learning approaches to particle track reconstruction have mainly focused on silicon detectors. A point-based neural network was explored for hits clustering and track fitting in the context of 2-dimensional data from the drift chamber detector in the BESIII. Hit signals from the MDC can be thought of as point clouds, each point has unique 2-D position coordinates representing a sense wire and its inherent features as input for the point-based neural network. Track reconstruction typically proceeds in two tasks: track finding and track fitting.

Supported by National Key RD Program of China under Contract No. 2020YFA0406304 and the National Natural Science Foundation of China 12175259



Content from this work may be used under the terms of the [Creative Commons Attribution 4.0 licence](https://creativecommons.org/licenses/by/4.0/). Any further distribution of this work must maintain attribution to the author(s) and the title of the work, journal citation and DOI.

Track fitting and track hit classification is highly relevant, hence these two approaches could benefit each other. For example, if we know the underlying

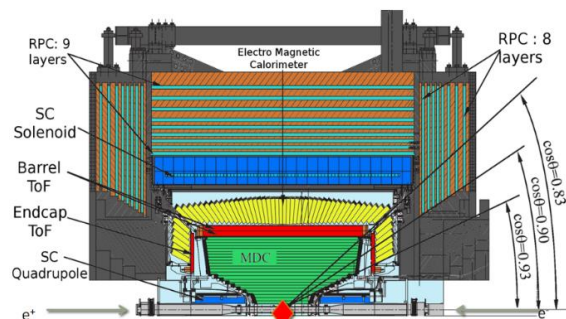


Figure 1. The structure of BESIII.

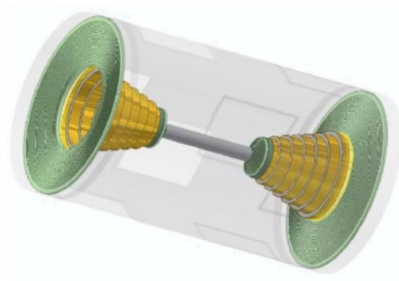


Figure 2. Main Drift Chamber.

parameters of a track, then track hits associated with the track can be easily identified. On the other hand, if we know the hits of a track, then we can get underlying parameters by fitting them. Most existing works take the second scheme by classifying track hits and then estimating track parameters. Inspired by the above observations and the success of multi-task training, we propose a unified framework to address track fitting and track hit classification simultaneously in an end-to-end fashion. The method takes hits from multiple tracks as inputs, where each hit holds 3-dimensional features, including position and drift time. We feed these inputs to a backbone network to extract hit level features. Then the network is divided into two branches. One branch is a reconstruction branch, which estimates the parameters of each track and its existence. The other branch is a track segmentation branch, which takes learned features of PointNet++[4, 5] and track features to determine a hit-wise track assignment. In essence, we can assign each track hit to its potential track to classify track hits.

Our full network architecture is visualized in Figure 3. The network has three key modules: the PointNet++ as trunk network to extraction features from all the points, following by two branch networks for hits clustering and track fitting, and an attention implementation from track features to hits clustering. Training has been done with Monte-Carlo simulation data of multi-track sample.

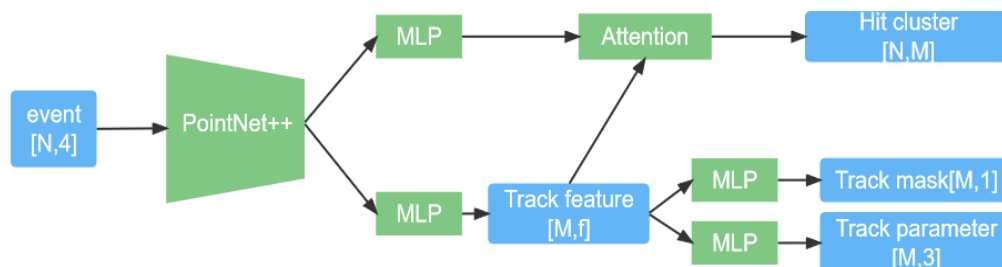


Figure 3. Model architecture.

3 Results

Tracking performance has been assessed across hit efficiency, hit purity, track efficiency, momentum resolution and spatial resolution. Comparison between current

tracking algorithm performance and other on-going tracking studies has been done.

3.1 Hits clustering

Performance of hits clustering is shown as hit efficiency for track, hit purity for track and track efficiency versus transverse momentum with respect to all truth hits. For each track, the ratio of correctly identified signal hits to the total number of truth signal hits is defined as the hit efficiency. And for each track, the ratio of correctly identified signal hits to the total number of hits identified as signal is defined as the hit purity.

$$\mathcal{E}_{\text{clustering hit efficiency}} = \frac{N_{\text{correctly identified signal hits}}}{N_{\text{truth signal hits on one track}}} \quad (1)$$

$$\mathcal{E}_{\text{clustering hit purity}} = \frac{N_{\text{correctly identified signal hits}}}{N_{\text{hits identified as signal on one track}}} \quad (2)$$

Figure 4.1 shows the number of tracks hit efficiency verse transverse momentum, the number of the track on each hit efficiency and transverse momentum is showed on the left plot of figure4. The total average hit efficiency reaches 96.4%. The hit purity verse transverse momentum is shown as Figure 5 . with 94.7% total average hit purity. The track efficiency verse transverse momentum is shown in Figure 6, the track efficiency remains high in a relatively low transverse momentum interval.

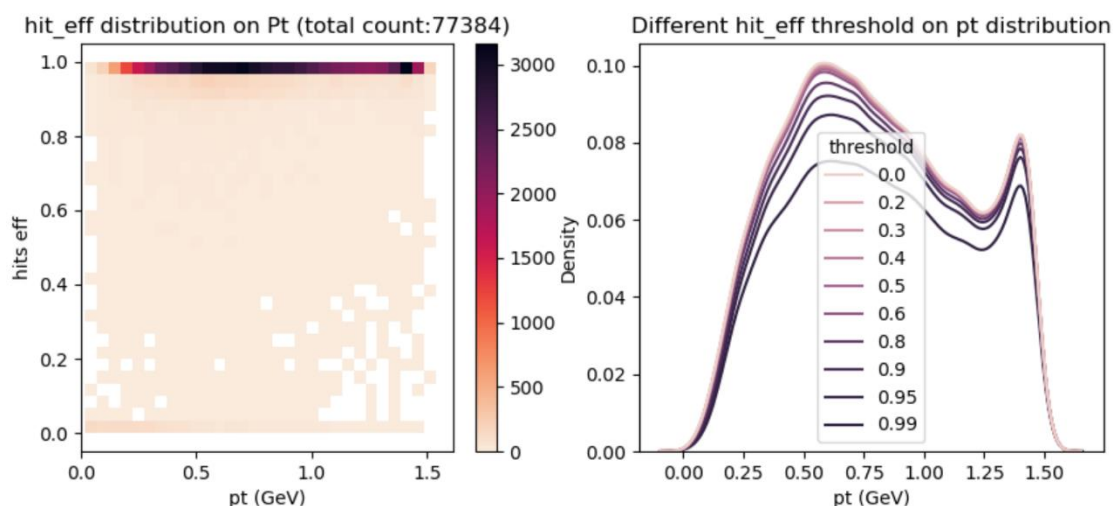


Figure 4.1 Hit efficiency v.s. transverse momentum Figure 4.2 hit continuous probability density curves with different efficiency.

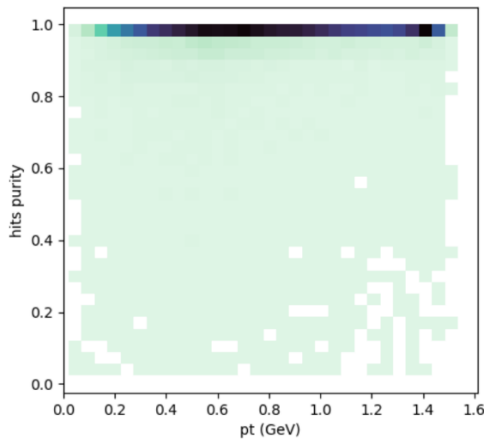


Figure 5. Hit purity v.s. p_T .

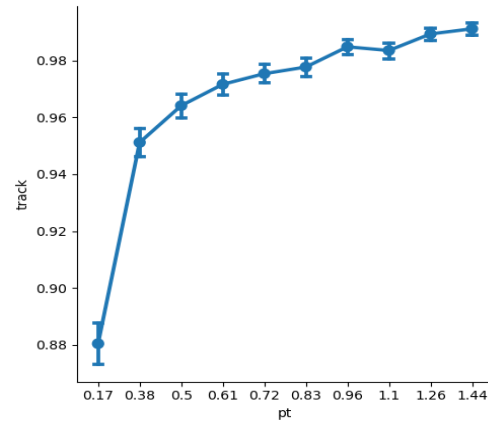


Figure 6. Track efficiency v.s. p_T .

3.2 Track parameter estimation

The transverse momentum resolution and spatial resolution are both relevant metrics to evaluate track fitting performance. Figure 7 shows the comparison of predicted transverse momentum and truth transverse momentum, indicates the transverse momentum resolution is about 147 MeV/c. The spatial prediction performance is shown as Figure 8 with the spatial resolution of 14.5 cm. Compared to the real trajectory with energy loss, the standard helix track used in this study is not consistent with hit position so well, so the constraint between drift distance and predicted distance from helix track to wires is not used in this study. That's the reason why the spatial prediction performance is not so good.

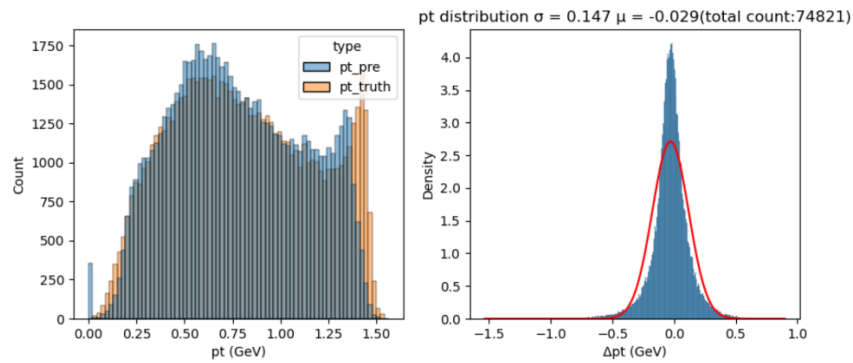


Figure 7. Distribution of p_T prediction and p_T truth(left) and Δp_T distribution(right).

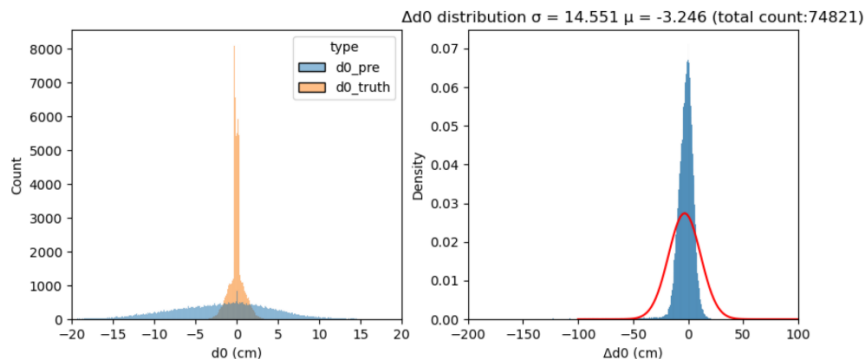


Figure 8. Distribution of d_o prediction and d_o truth(left) and Δd_o distribution(right).

4 Conclusion

A point-based machine learning method designed for track reconstruction of drift chamber detector was studied. This method allows us to predict the track parameters of a track candidate while conducting hit classification. Preliminary results indicate our framework is able to group hits from different tracks and give the candidate track parameters simultaneously. The estimation of the track parameter should be optimized by introducing the distance between track and hits in training

References

- [1] Chen C, Chen Y, Dong M, Gong Z, Huang J, Jin Y, Li X, Liu J, Liu R, Ma X et al. 2007 2007 IEEE Nuclear Science Symposium Conference Record vol 3 (IEEE) pp 1844–1846
- [2] Ablikim M, An Z, Bai J, Berger N, Bian J, Cai X, Cao G, Cao X, Chang J, Chen C et al. 2010 Nuclear Instruments and Methods in Physics Research Section A: Accelerators, Spectrometers, Detectors and Associated Equipment 614 345–399
- [3] Pei G, Wang S et al. 2002 Preliminary design report of bepcii linac Tech. rep. IHEP-BEPCII-SB-03
- [4] Qi C R, Su H, Mo K and Guibas L J 2017 Proceedings of the IEEE conference on computer vision and pattern recognition pp 652–660
- [5] Qi C R, Yi L, Su H and Guibas L J 2017 Advances in neural information processing systems 30