

## Charmonium study at BESIII

Changsheng Ji<sup>a</sup>

*University of Science and Technology of China, He Fei, An Hui*

We present measurements of the charmonium state  $h_c(^1P_1)$ ,  $\eta_c$  and  $\eta_c(2S)$ , using a sample of  $1.06 \times 10^8$   $\psi(3686)$  events collected with the BESIII detector at the BEPCII storage ring. The results include the masses, widths, production and decay rates of these resonances, which shed light on the investigation of the charmonium spectroscopy.

### 1 Introduction

BESIII<sup>1</sup> is a major upgrade of the BESII experiment at the BEPCII accelerator<sup>2</sup> for studies of hadron spectroscopy as well as  $\tau$ -charm physics<sup>3</sup>. The design peak luminosity of the double-ring  $e^+e^-$  collider, BEPCII, is  $10^{33} \text{ cm}^{-2}\text{s}^{-1}$  at center-of-mass energy of 3.78 GeV. The BESIII detector with a geometrical acceptance of 93% of  $4\pi$  consists of a main drift chamber (MDC) with momentum resolution 0.5% at 1 GeV/c, an electromagnetic calorimeter (EMC) with energy resolution 2.5% at 1.0 GeV, a Time-Of-Flight counter (TOF), a superconductor magnet with a magnetic strength of 1 T, and a muon chamber system (MUC) made of resistive plate chambers.

Based on  $106 \times 10^6$   $\psi(3686)$  events taken in 2009, the charmonium spectroscopy is widely studied, and here we focused on the measurement of  $h_c(^1P_1)$ ,  $\eta_c$  and  $\eta_c(2S)$ .

### 2 Measurement of $h_c(^1P_1)$ using $\psi(3686) \rightarrow \pi^0 h_c(^1P_1)$

Knowledge is sparse on the spin singlet state  $h_c(^1P_1)$  although the charmonium family of mesons has been studied for many years. The CLEO Collaboration first observed the  $h_c(^1P_1)$  in the cascade process  $\psi(3686) \rightarrow \pi^0 h_c$ ,  $h_c \rightarrow \gamma \eta_c$  in both inclusive and exclusive measurements<sup>5</sup>. The E835 experiment<sup>6</sup> found the evidence of  $p\bar{p} \rightarrow h_c \rightarrow \gamma \eta_c$  by scanning the antiproton energy. There are also some theoretical predictions<sup>7,8,9</sup> about the production and decays of  $h_c(^1P_1)$ , which can be tested with the largest  $\psi(3686)$  data sample at BESIII.

Both E1-tagged and inclusive method in  $h_c \rightarrow \gamma \eta_c$  are performed at BESIII to study the process  $\psi(3686) \rightarrow \pi^0 h_c(^1P_1)$ . The results are shown in Fig. 2. The mass and width of  $h_c(^1P_1)$  are determined to be  $M_{h_c} = 3525.40 \pm 0.13 \pm 0.18 \text{ MeV}/c^2$  and  $\Gamma_{h_c} = 0.73 \pm 0.45 \pm 0.28 \text{ MeV}$  from the E1 tagged method. The mass split  $\Delta M_{hf} \equiv M(1^3P) - M(^1P_1) = -0.10 \pm 0.13 \pm 0.18 \text{ MeV}/c^2$  is consistent with no strong spin-spin interaction. The branching fractions are determined to be  $\mathcal{B}(\psi(3686) \rightarrow \pi^0 h_c(^1P_1)) = (8.3 \pm 1.3 \pm 1.0) \times 10^{-4}$  and  $\mathcal{B}(h_c(^1P_1) \rightarrow \gamma \eta_c) = (54.3 \pm 6.7 \pm 5.2)\%$ , which are first measurement and agree with the theoretical predictions<sup>7</sup>. Exclusive measurements are also performed with sixteen  $\eta_c$  decay channels<sup>10</sup>, and the mass and width are measured to be  $M_{h_c} = 3525.31 \pm 0.11 \pm 0.14 \text{ MeV}/c^2$  and  $\Gamma_{h_c} = 0.70 \pm 0.28 \pm 0.22 \text{ MeV}$  from the simultaneous fit on the recoil-mass of  $\pi^0$  as shown in Fig. 2. The measurements are consistent with the previous values at CLEO-c<sup>11</sup>.

<sup>a</sup>On behalf of the BESIII Collaboration. Email: jcs@mail.ustc.edu.cn

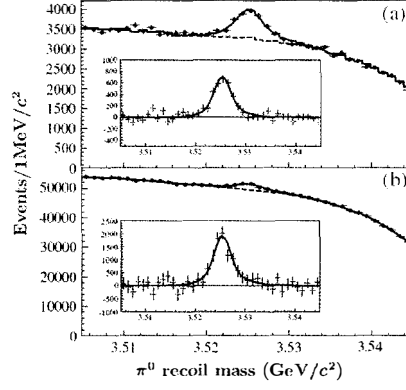


Figure 1: (a) The  $\pi^0$  recoil-mass spectrum and fit for the E1-tagged analysis of  $\psi(3686) \rightarrow \pi^0 h_c$ ,  $h_c \rightarrow \gamma \eta_c$ . (b) The  $\pi^0$  recoil-mass spectrum and fit for the inclusive analysis of  $\psi(3686) \rightarrow \pi^0 h_c$ .

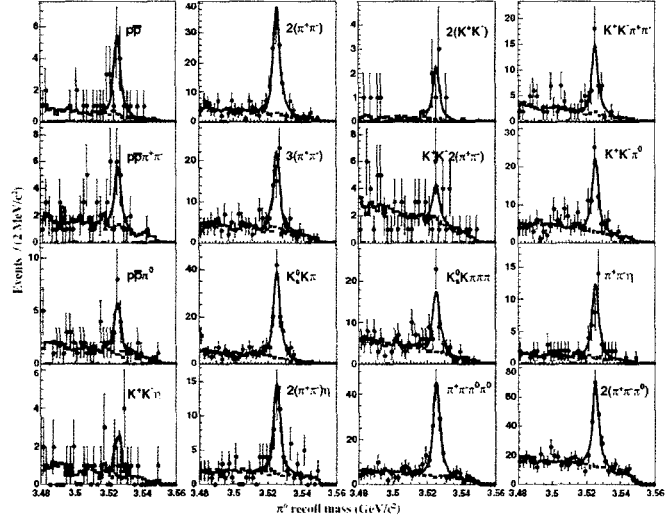


Figure 2: The simultaneously fitted  $\pi^0$  recoil mass spectra in  $\psi(3686) \rightarrow \pi^0 h_c$ ,  $h_c \rightarrow \gamma \eta_c$ ,  $\eta_c \rightarrow X_i$  for the 16 final states  $X_i$ .

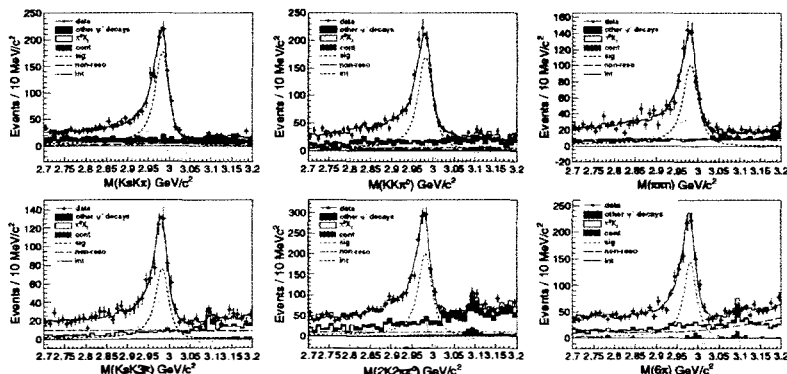


Figure 3: The fit results on the  $M(X_i)$  invariant mass distributions for the decays  $K_S K^+ \pi^-$ ,  $K^+ K^- \pi^0$ ,  $\eta \pi^+ \pi^-$ ,  $K_S K^+ \pi^+ \pi^-$ ,  $K^+ K^- \pi^+ \pi^-$ , and  $3(\pi^+ \pi^-)$ , respectively.

### 3 Measurement the mass and width of $\eta_c$ with $\psi(3686) \rightarrow \gamma \eta_c$

Properties of the lowest-lying S-wave spin singlet charmonium state, the  $\eta_c$ , are not well understood although it has been observed for many years. Early measurements of the properties of the  $\eta_c$  using  $J/\psi$  radiative transitions<sup>12</sup> found a mass and width near 2978 MeV/ $c^2$  and 10 MeV, respectively. However, recent experiments, including photon-photon fusion and B decays, have reported a significantly higher mass and a much larger width<sup>13</sup>. The most recent study by the CLEO-c experiment<sup>14</sup>, using both  $\psi(3686) \rightarrow \gamma \eta_c$  and  $J/\psi \rightarrow \gamma \eta_c$ , pointed out a distortion of the  $\eta_c$  line shape in  $\psi(3686)$  decays, but similar effect is not observed in  $\psi(3686) \rightarrow \pi^0 h_c$ ,  $h_c \rightarrow \gamma \eta_c$  at BESIII<sup>10</sup>.

We measured the  $\eta_c$  mass and width using the radiative transition  $\psi(3686) \rightarrow \gamma \eta_c$  by reconstructing  $\eta_c$  from six decay modes, including  $K_S K^+ \pi^-$ ,  $K^+ K^- \pi^0$ ,  $\eta \pi^+ \pi^-$ ,  $K_S K^+ \pi^+ \pi^-$ ,  $K^+ K^- \pi^+ \pi^-$ , and  $3\pi^+ \pi^-$ . A simultaneous fit with unique  $\eta_c$  mass and width is performed on the  $\eta_c$  mass spectra as shown in Fig. 3. The  $\eta_c$  line shapes were successfully described using a combination of the energy dependence of the hindered-M1 transition matrix elements and a full interference with nonresonant  $\psi(3686)$  radiative decays where the quantum number of the non- $\eta_c$  components are assumed to be  $0^{++}$ . The fit yields  $M = 2983.9 \pm 0.6 \pm 0.6$  MeV/ $c^2$ ,  $\Gamma = 31.3 \pm 1.2 \pm 0.9$  MeV, and  $\phi = 2.40 \pm 0.07 \pm 0.47$  rad (constructive) or  $\phi = 4.19 \pm 0.03 \pm 0.47$  rad (destructive). Our results are consistent with those from photon-photon fusion and B decays. From this measurement, we determine the hyperfine mass splitting to be  $\Delta M_{hf}(1S)_{c\bar{c}} = M(J/\psi) - M(\eta_c) = 112.6 \pm 0.8$  MeV/ $c^2$ , which agrees well with recent lattice computations<sup>15</sup> as well as quark-model prediction<sup>16</sup>.

### 4 First observation of the M1 transition $\psi(3686) \rightarrow \gamma \eta_c(2S)$

The  $\eta_c(2S)$  was first observed by the Belle collaboration in the B decays<sup>17</sup> and was confirmed in the two-photon production of  $K_S^0 K^\pm \pi^\mp$ <sup>18</sup> as well as in the double-charmonium production process  $e^+ e^- \rightarrow J/\psi c \bar{c}$ <sup>19</sup>. But it was absent in the M1 radiative transition of  $\psi(3686) \rightarrow \gamma \eta_c(2S)$ <sup>20,21</sup>. The branching fractions are predicted to be  $\mathcal{B}(\psi(3686) \rightarrow \gamma \eta_c(2S)) = (0.1 - 6.2) \times 10^{-4}$  by many authors<sup>22</sup>.

BESIII made the first observation of  $\psi \rightarrow \gamma \eta_c(2S)$ , with  $\eta_c(2S) \rightarrow K \bar{K} \pi$ . Fig. 4 shows the simultaneous fit to the  $K \bar{K} \pi$  mass spectrum, where the yields of  $\eta_c(2S)$  events are  $81 \pm 14$  for the  $K_S^0 K^\pm K^\mp$  channel and  $46 \pm 11$  for the  $K^+ K^- \pi^0$  channel. The combined statistical significance of

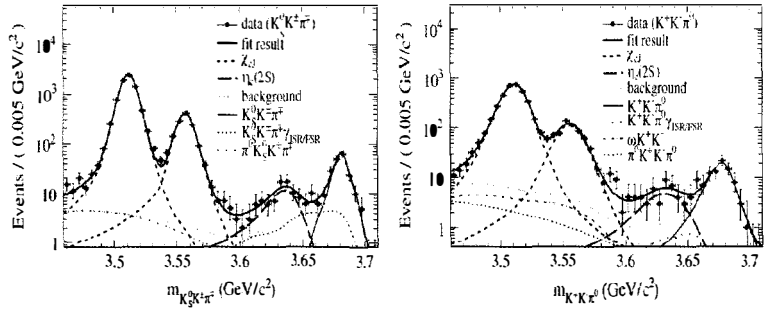


Figure 4: The simultaneous likelihood fit on the mass spectrum of  $K_S K^\pm \pi^\mp$  (left panel) and  $K^+ K^- \pi^0$  (right panel).

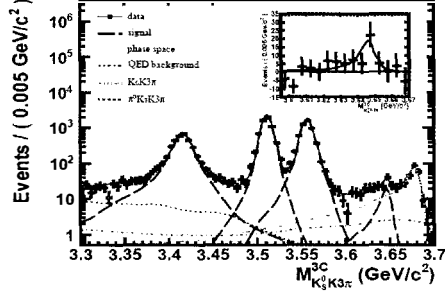


Figure 5: The fit results on the mass spectrum of  $K_S K^0 \pi^+ \pi^-$ .

the signal in the two modes is  $11.1\sigma$ . The mass and width of  $\eta_c(2S)$  are measured to be  $M_{\eta_c(2S)} = 3637.6 \pm 2.9 \text{ MeV}/c^2$  and  $\Gamma_{\eta_c(2S)} = 16.9 \pm 6.4 \text{ MeV}$ , respectively. The product branching fraction is measured to be  $\mathcal{B}(\psi(3686) \rightarrow \gamma \eta_c(2S)) \times (\eta_c(2S) \rightarrow K \bar{K} \pi) = (1.30 \pm 0.20) \times 10^{-5}$ . Using the measurement of  $\mathcal{B}(\eta_c(2S) \rightarrow K \bar{K} \pi) = (1.9 \pm 0.4 \pm 1.1)\%$  from the BABAR experiment<sup>23</sup>, we obtained the M1-transition branching fraction of  $\mathcal{B}(\psi(3686) \rightarrow \gamma \eta_c(2S)) = (6.8 \pm 1.1 \pm 4.5) \times 10^{-4}$ , which is consistent with the prediction from CLEO-c<sup>21</sup>.

We also investigate the M1-transition  $\psi(3686) \rightarrow \gamma \eta_c(2S)$  with  $\eta_c(2S) \rightarrow K_S^0 K^\pm \pi^\mp \pi^+ \pi^-$ . Fig.5 shows the fit result to the mass spectrum of  $K_S^0 K^\pm \pi^\mp \pi^+ \pi^-$ , from which the yield of  $\eta_c(2S)$  is  $57 \pm 17$  with a significance of  $4.2\sigma$ . The mass of the  $\eta_c(2S)$  is measured to be  $3646.9 \pm 1.6 \pm 3.6 \text{ MeV}/c^2$ , and the width is  $9.2 \pm 4.8 \pm 2.9$ . Comparing with BESIII previous measurements<sup>24</sup>, the width is consistent with each other within 1 standard deviation and the mass is about 2 standard deviations.

## 5 Summary

Based on the  $1.06 \times 10^8$   $\psi(3686)$  data sample collected by BESIII detector at BEPCII, charmonium states  $h_c(1P_1)$ ,  $\eta_c$ ,  $\eta_c(2S)$  have been well studied: the absolute branching fractions of  $\psi(3686) \rightarrow \pi^0 h_c(1P_1)$ ,  $h_c(1P_1) \rightarrow \gamma \eta_c$  as well as the width of  $h_c(1P_1)$  are measured for the first time; parameters of  $\eta_c$  are measured with high precision, interference between  $\eta_c$  and the non-resonant amplitudes around the  $\eta_c$  mass is considered for the first time; first observation of M1-transition  $\psi(3686) \rightarrow \gamma \eta_c(2S)$  with  $K \bar{K} \pi$  final states and evidence for the  $K_S K^\pm \pi^\mp \pi^+ \pi^-$ .

## Acknowledgments

The BESIII Collaboration thanks the staff of BEPCII and the computing center for their hard efforts. We think all the colleagues contributing on the physical analysis.

## References

1. M. Ablikim *et al.* (BESIII Collaboration), Nucl. Instrum. Methods A **614**, 345 (2010).
2. J. Z. Bai *et al.* (BES Collaboration), Nucl. Instrum. Methods A **344**, 319 (1994).
3. D. M. Asner *et al.*, Int. J. Mod. Phys. A **24**, No. 1, 499 (2009).
4. M. Ablikim *et al.* (BESIII Collaboration), arXiv:1209.6199 [Chin. Phys. C (to be published)].
5. J.L. Rosner *et al.* (CLEO Collaboration), Phys. Rev. Lett. **95**, 102003 (2005); P. Rubin *et al.* (CLEO Collaboration), Phys. Rev. D **72**, 092004 (2005).
6. M. Andreotti *et al.* (E-835 Collaboration), Phys. Rev. D **72**, 051106 (2009).
7. Y.P. Kuang, Phys. Rev. D **65**, 094024 (2002).
8. S. Godfrey and J. Rosner, Phys. Rev. D **66**, 014012 (2002).
9. J.J. Dudek, R.G. Edwards, and D.G. Richards, Phys. Rev. D **73**, 074507 (2006).
10. M. Ablikim *et al.* (BESIII Collaboration), Phys. Rev. D **86**, 092009 (2012).
11. G.S. Adams *et al.* (CLEO Collaboration), Phys. Rev. D **80**, 051106 (2009).
12. R.M. Baltrusaitis *et al.* (Mark-III Collaboration), Phys. Rev. D **33**, 629 (1986); J.Z. Bai *et al.* (BES Collaboration), Phys. Lett. B **555**, 174 (2003).
13. D.M. Asner *et al.* (CLEO-Collaboration), Phys. Rev. Lett. **92**, 142001 (2004); B. Aubert *et al.* (BARBAR Collaboration), Phys. Rev. Lett. **92**, 142002 (2004); A. Vinokurova *et al.* (Belle Collaboration), Phys. Lett. B **706**, 139 (2011).
14. R.E. Mitchell *et al.* (CLEO Collaboration), Phys. Rev. Lett. **102**, 011801 (2009).
15. T. Burch *et al.*, Phys. Rev. D **81**, 034508 (2010); L. Levkova and C. DeTar, Phys. Rev. D **83**, 074504 (2011).
16. K.K. Seht, arXiv:0912.2776v1.
17. S.K. Choi *et al.* (Belle Collaboration), Phys. Rev. Lett. **89**, 102001 (2002).
18. B. Auber *et al.* (BARBAR Collaboration), Phys. Rev. Lett. **92**, 142002 (2004); D.M. Asner *et al.* (CLEO Collaboration), Phys. Rev. Lett. **92**, 142001 (2004).
19. B. Auber *et al.* (BARBAR Collaboration), Phys. Rev. D **72**, 031101 (2005); K. Abe *et al.* (Belle Collaboration), Phys. Rev. Lett. **89**, 142001 (2002).
20. C. Edwards *et al.* (Crystal Ball Collaboration), Phys. Rev. Lett. **48**, 70 (1982); M. Ablikim *et al.* (BESIII Collaboration), Phys. Rev. D **84**, 091102 (2011).
21. D. Cronin-Hennessy *et al.* (CLEO Collaboration), Phys. Rev. D **81**, 052002 (2010).
22. See the compilation of the results in K. Gao, arXiv:0909.2812.
23. B. Aubert *et al.* (BARBAR Collaboration), Phys. Rev. D **78**, 012006 (2008).
24. M. Ablikim *et al.* (BESIII Collaboration), Phys. Rev. Lett. **109**, 042003 (2012).