

## The n\_TOF facility at CERN

*G. Tagliente*<sup>1\*</sup>, O. Aberle<sup>2</sup>, V. Alcayne<sup>3</sup>, S. Amaducci<sup>4</sup>, J. Andrzejewski<sup>5</sup>, V. Babiano-Suarez<sup>6</sup>, M. Bacak<sup>2</sup>, J. Balibrea Correa<sup>7</sup>, A. P. Bernardes<sup>2</sup>, E. Berthoumieux<sup>8</sup>, R. Beyer<sup>9</sup>, M. Boromiza<sup>10</sup>, D. Bosnar<sup>11</sup>, M. Caamaño<sup>12</sup>, F. Calviño<sup>6</sup>, M. Calviani<sup>2</sup>, D. Cano-Ott<sup>3</sup>, A. Casanovas<sup>6</sup>, D. M. Castelluccio<sup>13,14</sup>, F. Cerutti<sup>2</sup>, G. Cescutti<sup>15,16</sup>, S. Chasapoglou<sup>17</sup>, E. Chiaveri<sup>2,18</sup>, G. Claps<sup>19</sup>, P. Colombetti<sup>20,21</sup>, N. Colonna<sup>1</sup>, P. Console Camprini<sup>14,13</sup>, G. Cortés<sup>6</sup>, M. A. Cortés-Giraldo<sup>22</sup>, L. Cosentino<sup>4</sup>, S. Cristallo<sup>23,24</sup>, S. Dellmann<sup>25</sup>, D. Diacono<sup>1</sup>, M. Di Castro<sup>2</sup>, M. Diakaki<sup>17</sup>, M. Dietz<sup>26</sup>, C. Domingo-Pardo<sup>7</sup>, R. Dressler<sup>27</sup>, E. Dupont<sup>8</sup>, I. Durán<sup>12</sup>, Z. Eleme<sup>28</sup>, M. Eslami<sup>29</sup>, S. Fargier<sup>2</sup>, B. Fernández-Domínguez<sup>12</sup>, P. Finocchiaro<sup>4</sup>, V. Furman<sup>30</sup>, A. Gandhi<sup>10</sup>, F. García-Infantes<sup>31,2</sup>, A. Gawlik-Ramięga<sup>5</sup>, G. Gervino<sup>20,21</sup>, S. Gilardoni<sup>2</sup>, E. González-Romero<sup>3</sup>, S. Goula<sup>28</sup>, E. Griesmayer<sup>32</sup>, C. Guerrero<sup>22</sup>, F. Gunsing<sup>8</sup>, C. Gustavino<sup>33</sup>, J. Heyse<sup>34</sup>, W. Hillman<sup>18</sup>, D. G. Jenkins<sup>29</sup>, E. Jericha<sup>32</sup>, A. Junghans<sup>9</sup>, Y. Kadi<sup>2</sup>, K. Kaperoni<sup>17</sup>, M. Kokkoris<sup>17</sup>, D. Koll<sup>9</sup>, Y. Kopatch<sup>30</sup>, M. Krtička<sup>35</sup>, N. Kyritsis<sup>17</sup>, I. Ladarescu<sup>7</sup>, C. Lederer-Woods<sup>36</sup>, J. Lerendegui-Marco<sup>7</sup>, G. Lerner<sup>2</sup>, A. Manna<sup>14,37</sup>, T. Martínez<sup>3</sup>, A. Masi<sup>2</sup>, C. Massimi<sup>14,37</sup>, P. Mastinu<sup>38</sup>, M. Mastromarco<sup>1,39</sup>, E. A. Mauger<sup>27</sup>, A. Mazzone<sup>1,40</sup>, E. Mendoza<sup>3</sup>, A. Mengoni<sup>13,14</sup>, V. Michalopoulou<sup>17</sup>, P. M. Milazzo<sup>15</sup>, R. Mucciola<sup>20,41</sup>, E. Musacchio-Gonzalez<sup>38</sup>, A. Musumarra<sup>42,43</sup>, A. Negret<sup>10</sup>, A. Pérez de Rada<sup>3</sup>, P. Pérez-Maroto<sup>22</sup>, N. Patronis<sup>28,2</sup>, J. A. Pavón-Rodríguez<sup>22,2</sup>, M. G. Pellegriti<sup>42</sup>, J. Perkowski<sup>5</sup>, C. Petrone<sup>10</sup>, L. Piersanti<sup>23,24</sup>, E. Pirovano<sup>26</sup>, J. Plaza del Olmo<sup>3</sup>, S. Pomp<sup>44</sup>, I. Porras<sup>31</sup>, J. Praena<sup>31</sup>, J. M. Quesada<sup>22</sup>, R. Reifarth<sup>25</sup>, D. Rochman<sup>27</sup>, Y. Romanets<sup>45</sup>, A. Rooney<sup>36</sup>, C. Rubbia<sup>2</sup>, A. Sánchez-Caballero<sup>3</sup>, M. Sabaté-Gilarte<sup>2</sup>, D. Scarpa<sup>38</sup>, P. Schillebeeckx<sup>34</sup>, D. Schumann<sup>27</sup>, A. G. Smith<sup>18</sup>, N. V. Sosnin<sup>36</sup>, M. Spelta<sup>15</sup>, M. E. Stamati<sup>28,2</sup>, A. Tamburrino<sup>19</sup>, A. Tarifeño-Saldivia<sup>7</sup>, D. Tarrío<sup>44</sup>, P. Torres-Sánchez<sup>31</sup>, S. Tosi<sup>19</sup>, G. Tsileadakis<sup>8</sup>, S. Valenta<sup>35</sup>, P. Vaz<sup>45</sup>, G. Vecchio<sup>4</sup>, D. Vescovi<sup>25</sup>, V. Vlachoudis<sup>2</sup>, R. Vlastou<sup>17</sup>, A. Wallner<sup>9</sup>, C. Weiss<sup>32</sup>, P. J. Woods<sup>36</sup>, T. Wright<sup>18</sup>, P. Žugec<sup>11</sup>

The n\_TOF Collaboration ([www.cern.ch/ntof](http://www.cern.ch/ntof))

\* Corresponding author: [giuseppe.tagliente@ba.infn.it](mailto:giuseppe.tagliente@ba.infn.it)

<sup>1</sup>Istituto Nazionale di Fisica Nucleare, Sezione di Bari, Italy

<sup>2</sup>European Organization for Nuclear Research (CERN), Switzerland

<sup>3</sup>Centro de Investigaciones Energéticas Medioambientales y Tecnológicas (CIEMAT), Spain

<sup>4</sup>INFN Laboratori Nazionali del Sud, Catania, Italy

<sup>5</sup>University of Lodz, Poland

<sup>6</sup>Universitat Politècnica de Catalunya, Spain

<sup>7</sup>Instituto de Física Corpuscular, CSIC - Universidad de Valencia, Spain

<sup>8</sup>CEA Irfu, Université Paris-Saclay, F-91191 Gif-sur-Yvette, France

<sup>9</sup>Helmholtz-Zentrum Dresden-Rossendorf, Germany

<sup>10</sup>Horia Hulubei National Institute of Physics and Nuclear Engineering, Romania

<sup>11</sup>Department of Physics, Faculty of Science, University of Zagreb, Zagreb, Croatia

<sup>12</sup>University of Santiago de Compostela, Spain

<sup>13</sup>Agenzia nazionale per le nuove tecnologie (ENEA), Italy

<sup>14</sup>Istituto Nazionale di Fisica Nucleare, Sezione di Bologna, Italy

<sup>15</sup>Istituto Nazionale di Fisica Nucleare, Sezione di Trieste, Italy

- <sup>16</sup>Department of Physics, University of Trieste, Italy  
<sup>17</sup>National Technical University of Athens, Greece  
<sup>18</sup>University of Manchester, United Kingdom  
<sup>19</sup>INFN Laboratori Nazionali di Frascati, Italy  
<sup>20</sup>Istituto Nazionale di Fisica Nucleare, Sezione di Torino, Italy  
<sup>21</sup>Department of Physics, University of Torino, Italy  
<sup>22</sup>Universidad de Sevilla, Spain  
<sup>23</sup>Istituto Nazionale di Fisica Nucleare, Sezione di Perugia, Italy  
<sup>24</sup>Istituto Nazionale di Astrofisica - Osservatorio Astronomico di Teramo, Italy  
<sup>25</sup>Goethe University Frankfurt, Germany  
<sup>26</sup>Physikalisch-Technische Bundesanstalt (PTB), Bundesallee 100, 38116 Braunschweig, Germany  
<sup>27</sup>Paul Scherrer Institut (PSI), Villigen, Switzerland  
<sup>28</sup>University of Ioannina, Greece  
<sup>29</sup>University of York, United Kingdom  
<sup>30</sup>Affiliated with an institute covered by a cooperation agreement with CERN  
<sup>31</sup>University of Granada, Spain  
<sup>32</sup>TU Wien, Atominstitut, Stadionallee 2, 1020 Wien, Austria  
<sup>33</sup>Istituto Nazionale di Fisica Nucleare, Sezione di Roma1, Roma, Italy  
<sup>34</sup>European Commission, Joint Research Centre (JRC), Geel, Belgium  
<sup>35</sup>Charles University, Prague, Czech Republic  
<sup>36</sup>School of Physics and Astronomy, University of Edinburgh, United Kingdom  
<sup>37</sup>Dipartimento di Fisica e Astronomia, Università di Bologna, Italy  
<sup>38</sup>INFN Laboratori Nazionali di Legnaro, Italy  
<sup>39</sup>Dipartimento Interateneo di Fisica, Università degli Studi di Bari, Italy  
<sup>40</sup>Consiglio Nazionale delle Ricerche, Bari, Italy  
<sup>41</sup>Dipartimento di Fisica e Geologia, Università di Perugia, Italy  
<sup>42</sup>Istituto Nazionale di Fisica Nucleare, Sezione di Catania, Italy  
<sup>43</sup>Department of Physics and Astronomy, University of Catania, Italy  
<sup>44</sup>Department of Physics and Astronomy, Uppsala University, Box 516, 75120 Uppsala, Sweden  
<sup>45</sup>Instituto Superior Técnico, Lisbon, Portugal

**Abstract.** The neutron Time-of-Flight (TOF) research facility at CERN, n\_TOF, has been a pioneering platform for neutron cross-section measurements since its inception in 2001. It boasts three distinct experimental areas, each tailored to address a specific range of neutron energies. This paper delves into the intricacies of the n\_TOF facility, including its recent upgrade during the Long Shutdown 2 (LS2) at CERN. Additionally, it highlights the key characteristics of the detectors employed for capture and fission cross-section measurements, paving the way for future research endeavors.

## 1 Introduction

Emerging from the proposal of Carlo Rubbia [1], the n\_TOF facility stands as a groundbreaking platform for neutron cross-section measurements. Driven by 20 GeV/c protons colliding with a lead target, it generates a cascade of neutrons spanning from thermal energies to several GeVs. This exceptional range, coupled with its high instantaneous neutron flux, low duty cycle, remarkable resolution, and minimal background, renders n\_TOF unrivaled in its capacity for high-precision and high-resolution cross-section measurements pertinent to nuclear astrophysics, nuclear technology, and fundamental nuclear physics. Its unique features make it particularly well-suited for probing radioactive isotopes, including those crucial to the branching of the s-process

nucleosynthesis, as well as for supporting projects involving nuclear waste incineration and the design of Generation IV nuclear reactors.

Since its inception in 2001, n\_TOF has undergone a series of substantial upgrades, culminating in a transformative overhaul during the second long shutdown of the CERN accelerator complex (LS2). These enhancements have expanded the facility's performance and capabilities, solidifying its position as a leading neutron cross-section measurement resource.


The subsequent sections delve into the n\_TOF facility's intricate design, its recent upgrade, and the characteristics of its detectors, providing a comprehensive overview of the facility's capabilities. Finally, we conclude with a glimpse into some of the facility's current and future research endeavors, showcasing its continued relevance and innovation in the realm of neutron cross-section measurements.

## 2 The n\_TOF facility

The n\_TOF facility, situated at CERN, is a state-of-the-art pulsed neutron source that utilizes a high-intensity proton beam generated by the Proton Synchrotron (PS) accelerator. This pulsed proton beam is directed through the FTN beamline towards the facility's nitrogen-cooled lead target, where spallation reactions occur, producing a copious flux of neutrons spanning a wide energy range from thermal to GeV energies. The proton beam has a nominal intensity of approximately  $8.5 \times 10^{12}$  protons per pulse, and each proton generates approximately 300 neutrons upon impact with the lead target. The facility's pulse repetition rate is 0.8 Hz, with each pulse exhibiting a temporal width of 7 ns (rms), enabling exceptional energy resolution for the produced neutron beam.

The n\_TOF facility comprises two dedicated experimental areas, each designed to accommodate specific neutron reaction measurements. The first experimental area (EAR1), commissioned in 2001, is situated 185 meters from the spallation target and is specifically optimized for neutron capture and fission measurements demanding high neutron energy resolution. The second experimental area (EAR2), commissioned in 2014, is located above ground level, positioned 20 meters from the spallation target perpendicular to the incoming proton beam. EAR2's unique features enable the measurement of small and/or radioactive samples, even when sample mass is as low as a tenth of a milligram.

To ensure precise neutron measurements, both experimental areas employ advanced beam manipulation techniques, including "sweeping magnets" to remove charged particles from the beam and collimators and shielding elements to define the beam aperture. The final diameter of the beams, in both areas, is precisely controlled by downstream shaping collimators positioned just before the experimental areas. Two beam aperture options are available for each area, and the beam optical elements meticulously shape the neutron beams, resulting in well-defined and sharp spatial profiles that minimize background interference.



*Fig. 1.* Schematic view of the n\_TOF facility

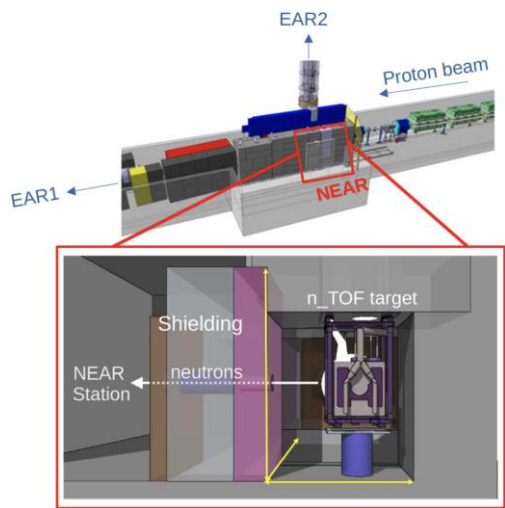
. To complement the neutron beam characteristics, the n\_TOF facility is equipped with state-of-the-art detectors and data acquisition systems. A variety of detectors are employed to measure the neutron beam and the products of neutron-induced reactions, with the choice of detector depending on the specific experiment and the type of measurement being made. For neutron capture reactions, a high-performance  $4\pi$  Total Absorption Calorimeter (TAC), constructed from 42 BaF<sub>2</sub> crystals, has been extensively utilized (Figure 2). Innovative gas detectors, such as the Fast Ion Chamber (FIC) [2], Parallel Plate Avalanche Chambers (PPACs, Figure 2), and fission detectors, such as the MICRO-Mesh-Gaseous Structure (Micromegas)[3,4], have been developed for measurements of fission cross-sections



**Fig. 2** Left panel the Total Absorption Calorimeter (TAC) , Right panel Parallel Plate Avalanche Chamber PPAC

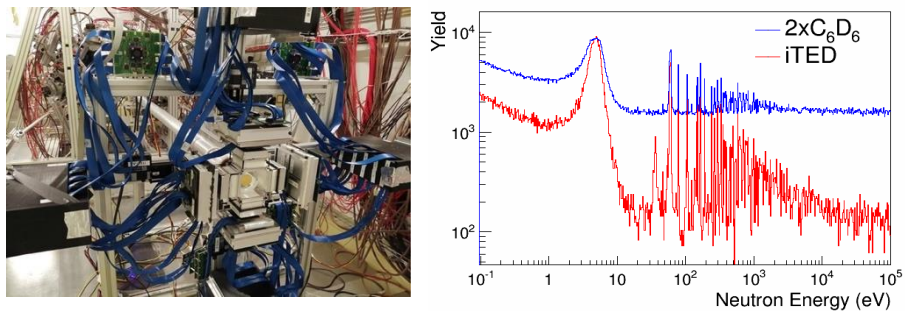
**3 n\_TOF facility upgrade**

During CERN's Long Shutdown 2 (LS2), a comprehensive upgrade campaign was undertaken at the n\_TOF facility, encompassing the construction of a third-generation spallation target [5,6], the enhancement of neutron collimation systems, a complete overhaul of the target pit shielding, and the establishment of a new experimental area, the NEAR station [7], situated in close proximity to the neutron spallation target. The NEAR station comprises two substations: the irradiation station (i-NEAR), positioned adjacent to the target, and the activation station (a-NEAR), located outside the shielding at a distance of approximately 3 meters from the target [8], in Fig 3 a schematic view of the NEAR station.



**Fig. 3.** A schematic view of the 3rd n\_TOF experimental area


Commissioned in 2021, the NEAR experimental area was conceived to investigate the impact of radiation on materials and electronics, as well as facilitate cross-section measurements utilizing the activation technique.



**Fig. 4.** Right panel : photograph of the i-TED array. Left panel : Capture-spectra for  $^{197}\text{Au}(n, \gamma)$  measured with two conventional  $\text{C}_6\text{D}_6$  detectors and with an i-TED array

During the LS2 period, the n\_TOF collaboration spearheaded the development, characterization, and deployment of novel detection setups, enabling the execution of groundbreaking measurement series and the exploration of previously uncharted scientific domains. One such innovation is the imaging-Total Energy Detector (i-TED) setup, depicted in Figure 4, right panel [9,10,11]. i-TED is a  $\gamma$ -ray detection system that employs the Compton imaging technique. This approach enables the selective identification and isolation of  $\gamma$ -rays emitted from neutron capture events within the sample volume. Consequently, the signal-to-noise ratio is significantly enhanced (see Figure 4 left panel), facilitating measurements with minimal sample masses [12].

While the high instantaneous flux of EAR2 is advantageous for neutron capture measurements, it simultaneously leads to elevated counting rates and intense pile-up events in the detection systems. To address these challenges, small-volume segmented Total Energy Detectors (sTED, Figure 5, left panel) were implemented [9,13], arranged in a compact configuration surrounding the capture sample. The high segmentation of these low-volume detectors enabled the reduction of the sample-to-detector distance, resulting in an improved signal-to-background ratio (Figure 5, right panel) while maintaining manageable counting rates.



**Fig. 5.** Photograph of the capture setup based on an array of small-volume C<sub>6</sub>D<sub>6</sub> detectors (left panel) Capture-spectra for <sup>197</sup>Au(*n*,  $\gamma$ ) measured with a conventional large C<sub>6</sub>D<sub>6</sub> detector and with a small volume C<sub>6</sub>D<sub>6</sub> detectors (right panel)

## 4 n\_TOF perspective

The combination of neutron-TOF with activation measurements, when feasible, may deliver complementary and more accurate information on specific cross section. When applicable, the activation technique shows an unsurpassed sensitivity for the measurement of minuscule sample quantities, as for samples of only  $\sim 10^{14}$  to  $10^{15}$  atoms.

With the new future of the n\_TOF facility, it may become possible to access also direct neutron-capture measurements on several unstable nuclei of interest for the study of *s*-process branchings, and also for the more exotic intermediate *i*-process of nucleosynthesis [14]. The *i* process involves neutron capture at neutron densities of  $10^{13}$ – $10^{16}$  cm<sup>-3</sup>, in between the *s* and *r* processes. Recently, the *i* process attracted significant interest because it might explain the abundance pattern of a special kind of Carbon-Enhanced Metal-Poor stars (CEMPs), called CEMP-s/r [15]. The site of the *i*-process has been identified as the very late thermal pulse H-ingestion of post-AGB stars. Recent studies show also the relevance of this mechanism for the early generation of stars [16,17]. One case of interest in astrophysics is neutron capture on <sup>135</sup>Cs (*t*<sub>1/2</sub> = 2 Myr). The stellar neutron-capture rate of <sup>135</sup>Cs is relevant for the interpretation of the *s*-process branching at <sup>134</sup>Cs (*t*<sub>1/2</sub> = 2 yr) [18] and also for *i*-process nucleosynthesis.

## 5 Conclusion

The upgrade of the facility and the development of innovative detection setups during LS2, have opened new avenues for experimental exploration in previously uncharted scientific domains. This advancement has enabled the investigation of previously inaccessible physical cases, such as the measurement of the <sup>79</sup>Se(*n*, $\gamma$ ) reaction cross-section.



A substantial portion of the available beam time is dedicated to further detector development and testing, demonstrating the n\_TOF facility's capacity to pioneer novel measurement methodologies in the near future.

The n\_TOF collaboration has ambitious plans for future experimental campaigns, with a physics program focused primarily on nuclear astrophysics studies, fission reaction studies, and detector development and proof-of-principle.

## References

1. Rubbia C, Andriamonje SA, Bouvet-Bensimon D, Buono S, Cappi R, Cennini P, Gelès C, Goulas I, Kadi Y, Pavlopoulos P, Revol JPC, Tzima A, Vlachoudis V. A high resolution spallation driven facility at the CERN-PS to measure neutron cross sections in the interval from 1 eV to 250 MeV: a relative performance assessment. 1998. Addendum to CERN-LHC-98-002-EET.
2. Calviani M, Cennini P, Karadimos D, Ketlerov V., Konovalov V, Furman W, Goverdowski A, Vlachoudis V, Zanini L, the n\_TOF collaboration. A fast ionization chamber for fission cross-section measurement at n\_TOF. Nucl. Instrum. Methods A 594(2), 220-227(2008) DOI: <https://doi.org/10.1016/j.nima.2008.06.006>
3. Giomataris Y et al., Nucl. Instrum. Methods A 376(1), 29-35(1996) DOI: [https://doi.org/10.1016/0168-9002\(96\)00175-1](https://doi.org/10.1016/0168-9002(96)00175-1)
4. Giomataris Y et al., Nucl. Instrum. Methods A 419(2-3), 229-250(1998) DOI: [https://doi.org/10.1016/S0168-9002\(98\)00865-1](https://doi.org/10.1016/S0168-9002(98)00865-1)
5. R. Esposito, M. Calviani, O. Aberle, M. Barbagallo, D. Cano-Ott, T. Coi et, N. Colonna, C. Domingo-Pardo, F. Dragoni, R. Franqueira Ximenes, L. Giordanino, D. Grenier, F. Gunsing, K. Kershaw, R. Log e, V. Maire, P. Moyret, A. Perez Fontenla, A. Perillo-Marcone, F. Pozzi, S. Sgobba, M. Timmins, and V. Vlachoudis (for the n\_TOF Collaboration). Design of the third-generation lead-based neutron spallation target for the neutron time-of-flight facility at CERN. Physical Review Accelerators and beams, 24:093001, 2021. Doi: <https://doi.org/10.1103/PhysRevAccelBeams.24.093001>
6. R. Esposito and M. Calviani. Design of the third generation neutron spallation target for the CERN's n\_TOF facility. Journal of Neutron Research, 22, no. 2-3:221 {231, 2020. URL: <https://content.iospress.com/articles/journal-of-neutron-research/jnr190137>
7. M. Ferrari, D. Senajova, O. Aberle, Y. Q. Aguiar, D. Baillard, M. Barbagallo, A.P. Bernardes, Buonocore, M. Cecchetto, V. Clerc, M. Di Castro, R. Garcia Alia, S. Girod, J.L. Grenard, K. Kershaw, G. Lerner, M. Maeder, A. Makovec, A. Mengoni, M. Perez Ornedo, F. Pozzi, C. V. Almagro and M. Calviani. Design development and implementation of the NEAR area and its neutron irradiation station at the n\_TOF facility at CERN. Physical Review Accelerators and Beams 25, 103001 (2022) Doi: 10.1103/PhysRevAccelBeams.25.103001
8. M. E. Stamati, P. Torres-Sánchez, P. Pérez-Maroto, M. Cecchetto. The n\_TOF NEAR Station Commissioning and first physics case. EPJ Web of Conferences **284**, 06009 (2023). Doi: <https://doi.org/10.1051/epjconf/202328406009>

9. C. Domingo-Pardo et al.. Advanced and new ideas for neutron-capture astrophysics experiments at CERN. *Eur Phys J A*. 2023;59:8 Doi: <https://doi.org/10.1140/epja/s10050-022-00876-7>.
10. Babiano V, Balibrea J, Caballero L, Calvo D, Ladarescu I, Lerendegui J, Mira Prats S, Domingo-Pardo C. First i-ted demonstrator: a compton imager with dynamic electronic collimation. *Nucl Instrum Methods Phys Res, Sect A, Accel Spectrom Detect Assoc Equip*. 2020;953:163228. Doi: <https://doi.org/10.1016/j.nima.2019.163228>.
11. Babiano-Suárez V, Lerendegui-Marco J, Balibrea-Correa J, Caballero L, Calvo D, Ladarescu I, Real D, Domingo-Pardo C, Calviño F, Casanovas A, Tarifeño-Saldivia A, Alcayne V, Guerrero C, Millán-Callado MA, Rodríguez-González T, Barbagallo M et al.. Imaging neutron capture cross sections: i-ted proof-of-concept and future prospects based on machine-learning techniques. *Eur Phys J A*. 2021;57(6):197. <https://doi.org/10.1140/epja/s10050-021-00507-7>.
12. C. Domingo-Pardo, i-TED: A novel concept for high-sensitivity ( $n,\gamma$ ) cross-section measurements. *Nucl. Inst. Methods Phys. Res. A* 825, 78–86 (2016)  
Doi:<https://doi.org/10.1016/j.nima.2016.04.002>
13. Balibrea-Correa J, Babiano-Suárez V, Lerendegui-Marco J, Domingo-Pardo C, Ladarescu I, Tarifeño-Saldivia A, Alcayne V, Cano-Ott D, González-Romero E, Martínez T, Mendoza E, Plaza J, Sánchez-Caballero A, Calviño F, Casanovas A, Guerrero C, Heinitz S, Köster U, Mauger EA, Dressler R, Schumann D, Mönch I, Cristallo S, Lederer-Woods C, et al. 2023. First measurement of the  $^{94}\text{Nb}(n,\gamma)$  cross section at the CERN n\_TOF facility. <https://doi.org/10.48550/arXiv.2301.11199>.
14. J.J. Cowan, W.K. Rose, Production of  $^{14}\text{C}$  and neutrons in red giants. *Astrophys. J*. 212(1977):149-158. DOI:10.1086/155030
15. M. Hampel et al., The intermediate neutron-capture process and carbon-enhanced metal-poor stars. *Astrophys. J*. 831(2016):171. DOI: 10.3847/0004-637X/831/2/171
16. A. Heger, S.E. Woosley. The nucleosynthetic signature of population III. *Astrophys. J*. 567(2002):532. DOI:10.1086/338487
17. A. Feibell et al., Nucleosynthetic signatures of the first stars. *Nature* 434(2005):871. DOI:10.1038/nature03455
18. N. Patronis et al., Neutron capture studies on unstable  $^{135}\text{Cs}$  for nucleosynthesis and transmutation. *Phys. Rev. C* 69(2004):025803.  
DOI:<https://doi.org/10.1103/PhysRevC.69.025803>