

Hadronic physics with light quarks at BABAR and Belle

A. Hafner (for the BABAR and Belle collaboration)
*Insitut für Kernphysik, J.J.-Becherweg 45,
Johannes Gutenberg-Universität Mainz, Germany*



The anomalous magnetic moment of the muon $(g - 2)_\mu$ is one of the most precisely measured quantities in particle physics (0.54 ppm). There is a long-standing discrepancy of 3-4 standard deviations between the direct measurement of $(g - 2)_\mu$ and its theoretical evaluation. This theoretical prediction is subdivided into three contributions: QED, weak and hadronic. The QED and weak parts can be determined in perturbative approaches with very high precision. Thus, the hadronic uncertainty dominates the total theoretical uncertainty. Within the hadronic uncertainty, the largest contribution stems from the vacuum polarization term, which can be evaluated with the measurement of the inclusive hadronic cross section in e^+e^- annihilation. The second largest contribution to the hadronic uncertainty stems from the so-called Light-by-Light amplitudes. They have to be evaluated via theoretical models. These models require transition form factor measurements as input. Existing and future measurements of the relevant hadronic cross sections and transition form factors are presented.

1 Introduction

There are various ways to test the Standard Model (SM) of particle physics. Many approaches include searches for new particles or phenomena at the high energy frontier. Another approach is to measure SM observables with high precision and compare the measurement to the SM prediction. One particular test at this high precision frontier is the measurement of the anomalous magnetic moment of the muon $a_\mu = 0.5 \cdot (g - 2)_\mu$. On the one hand, it is one of the most precisely measured observables in particle physics (0.54 ppm)¹. On the other hand, there is a discrepancy of 3-4 standard deviations between the direct measurement of $(g - 2)_\mu$ and its theoretical evaluation^{2,3}.

This theoretical prediction is subdivided into three contributions: QED, weak and hadronic. The QED and weak parts can be determined in perturbative approaches with very high precision⁴. At low energies perturbation theory cannot be used to calculate the hadronic contribution a_μ^{had} . Thus, the hadronic uncertainty dominates the total theoretical uncertainty. Within the hadronic uncertainty, the largest contribution stems from the vacuum polarization (VP) term. It is possible to relate this contribution $a_\mu^{\text{had,VP}}$ via a dispersion relation to hadronic cross sections, which typically are measured in e^+e^- energy scan experiments at low energies. The study of the Initial State Radiation (ISR) events at flavor-factories allows independent measurements of exclusive hadronic cross sections. Here, high statistics e^+e^- experiments

running at a fixed center-of-mass (c.m.) energy access processes at lower effective c.m. energies by studying events with a high energy photon emitted from the initial state. The use of this technique at high luminosity ϕ - and B -factories has been discussed in detail in Refs. ^{5,6,7}. The second largest contribution to the hadronic uncertainty stems from the so-called hadronic Light-by-Light (LbL) amplitudes. They have to be evaluated via theoretical models. These models require transition form factor measurements as input.

The most recent relevant exclusive hadronic cross section and transition form factor measurements are presented in the following.

2 Meson-Photon transition form factors

The uncertainty of the hadronic LbL contribution ⁸, $\Delta a_\mu^{\text{had,LbL}} = 2.6 \cdot 10^{-10}$, to the theoretical estimate of $(g - 2)_\mu$ is larger than the expected uncertainties of the upcoming direct $(g - 2)_\mu$ measurements, $\sim 1.5 \cdot 10^{-10}$ ^{9,10}. The LbL estimates can be improved with experimental input, especially from photon-meson transition form factors (TFF). Here, the contribution of the π^0 TFF is dominating.

2.1 π^0 -photon transition form factor

Measurements of the π^0 TFF are shown in Fig. 1 (left) ^{11,12,13,14}. *BABAR* agrees with *CLEO* in the region $4 \text{ GeV}^2 < Q^2 < 9 \text{ GeV}^2$. However, it clearly exceeds the expected asymptotic limit by pQCD: $\lim_{Q^2 \rightarrow \infty} F(Q^2) = \sqrt{2} f_\pi$, taking into account systematic uncertainties of the efficiency (2.5%), background (0.3 – 6.0%), mostly due to $e^+e^- \rightarrow e^+e^-\pi^0\pi^0$, and additional model uncertainty (1.5%). The recent measurement by *Belle* with similar systematic uncertainties is in disagreement with *BABAR* at large Q^2 , but also exceeds the asymptotic prediction. The slope, however, is in better agreement with pQCD.

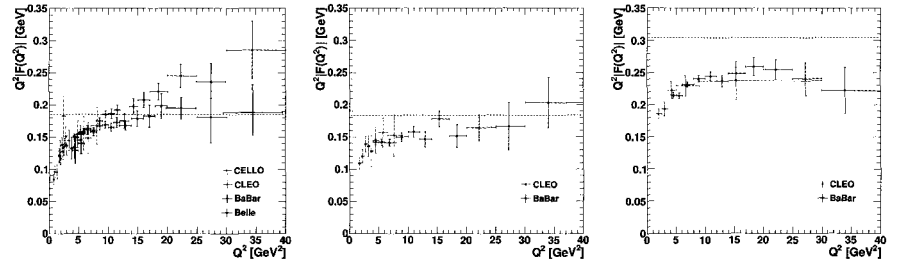


Figure 1 – Meson-Photon TFFs for the π^0 (left), η (middle), and η' (right) mesons of various experiments ^{11,12,13}. The dashed lines represent the asymptotic limit expected by pQCD.

2.2 η/η' -photon transition form factors

The η TFF measurement as a function of momentum transfer Q^2 from *BABAR* ¹¹ and *CLEO* ¹⁴ is shown in Fig. 1 (middle). For *BABAR* the systematic uncertainty is 2.9%, dominated by model and π^0 reconstruction uncertainties of the $\eta \rightarrow \pi^+\pi^-\pi^0$ final state

The $\eta' \rightarrow \pi^+\pi^-\eta$ ¹¹, with $\eta \rightarrow \gamma\gamma$ measurements are shown in Fig. 1 (right). The *BABAR* systematic uncertainty of 3.5% is dominated by model and η reconstruction uncertainties. The η' -TFF stays below the asymptotic expectation.

More data is needed in order to solve this puzzling situation for the TFFs at large Q^2 and as input for $a_\mu^{\text{had,LbL}}$ at small Q^2 , especially for the π^0 final state.

3 Hadronic cross sections

The dominant contribution to the hadronic part of $(g - 2)_\mu$ stems from the VP, requiring hadronic cross section measurements as input. The measurements of the dominating ($\sim 75\%$) $e^+e^- \rightarrow \pi^+\pi^-$ cross section has been performed with excellent precision and thus additional contributions with kaons and multihadronic final states are relevant.

3.1 $\sigma(e^+e^- \rightarrow K\bar{K})$

Recently, the $e^+e^- \rightarrow K^+K^-$ final state has been published by *BABAR*¹⁵, see Fig. 2. In the ϕ peak region, this measurement is in agreement within 2 standard deviations to the CMD2¹⁶ and SND¹⁷ data. At larger cms energies (right) a different shape in comparison to SND is observed.

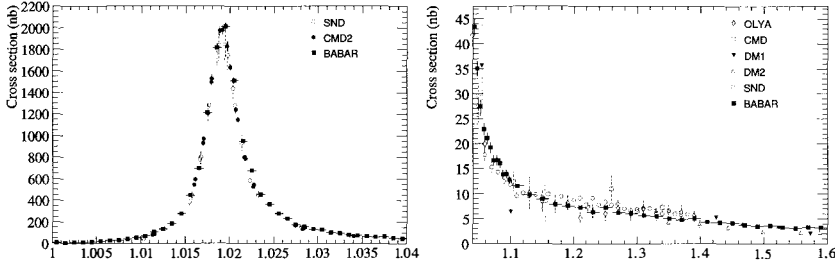


Figure 2 – Cross section of $e^+e^- \rightarrow K^+K^-$ in (left) and above (right) the ϕ peak region.

In Fig. 3 (left), the invariant $K_S^0 K_L^0$ -mass distribution by the *BABAR*¹⁸ experiment in the ϕ peak region is shown, from which the partial electronic width of ϕ to $K_S^0 K_L^0$ is extracted. This observable is in agreement with the CMD2¹⁹ result. At larger energies, Fig. 3 (right), a clear structure is visible, which might be due to the $\phi(1680)$ resonance.

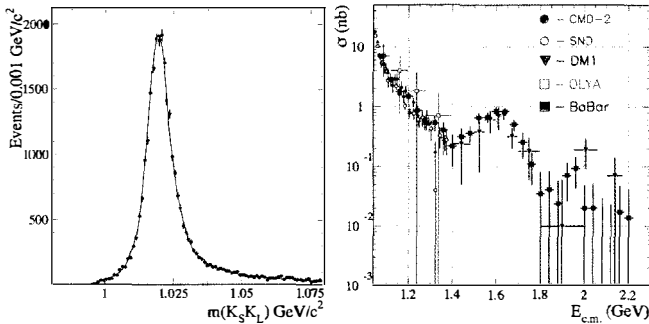


Figure 3 – Left: invariant $K_S^0 K_L^0$ -mass distribution by the *BABAR* experiment in the ϕ region. Right: cross section of $e^+e^- \rightarrow K_S^0 K_L^0$ above the ϕ region.

3.2 Multihadronic final states

In Fig. 4, we see the first measurement of the hadronic cross section of the $K_S^0 K_L^0 \pi^+ \pi^-$ (left), $K_S^0 K_L^0 \pi^+ \pi^-$ (middle), and $K_S^0 K_L^0 K^+ K^-$ (right) final states measured by *BABAR*. This will allow for the first time the direct extraction of the $(g - 2)_\mu$ contribution of these final states. Up to date the value has been estimated by means of isospin relations.

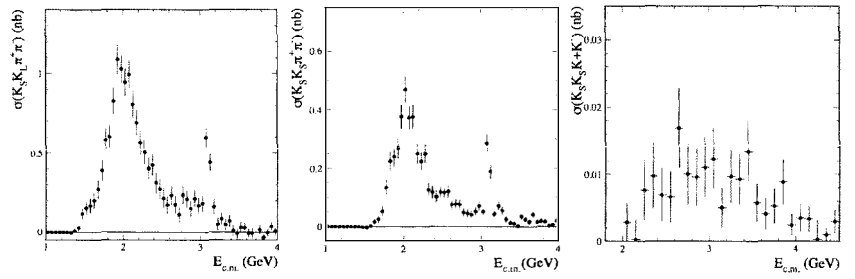


Figure 4 – Hadronic cross section of the $K_S^0 K_L^0 \pi^+ \pi^-$ (left), $K_S^0 K_S^0 \pi^+ \pi^-$ (middle), and $K_S^0 K_L^0 K^+ K^-$ (right) final states measured by *BABAR*.

4 Conclusion and outlook

Including hadronic cross section and TFF measurements the remaining difference between theoretical prediction and measured value of 3.0-3.5 standard deviations^{2,3} for the muon anomaly still poses an open question and requires further studies. The measurements of $K\bar{K}(\pi^+\pi^-/K^+K^-)$ await to be included into the world averages. Additional direct $(g-2)_\mu$ measurements^{9,10} and hadronic cross section and TFF measurements will help to shed more light in the observed difference.

Acknowledgments

I want to thank the organizers for the warm hospitality and the excellent organization of this beautiful conference in La Thuile.

References

1. G.W. Bennett *et al.* (Muon $g-2$ Collaboration), Phys. Rev. D **73**, 072003 (2006).
2. M. Davier *et al.*, Europ. Phys. J. C **71**, 1515 (2011).
3. T. Teubner *et al.*, Nucl. Phys. Proc. Suppl. **218**, 225 (2011).
4. F. Jegerlehner and A. Nyffeler, Phys. Rept. **477**, 1 (2009).
5. A.B. Arbuzov *et al.*, JHEP **9812**, 009 (1998).
6. S. Binner, J.H. Kühn, K. Melnikov, Phys. Lett. B **459**, 279 (1999).
7. M. Benayoun *et al.*, Mod. Phys. Lett. A **14**, 2605 (1999).
8. J. Prades *et al.*, arXiv:0901.0306, (2009).
9. G. Venanzoni, (Fermilab E989 Coll.), Nucl. Phys. Proc. Suppl. **225-227**, 277-281 (2012).
10. T. Mibe, (J-PARC $g-2$ Collaboration), Nucl. Phys. Proc. Suppl. **218**, 242-246 (2011).
11. B. Aubert *et al.* (*BABAR* Collaboration), PRD **80**, 052002 (2009); PRD **84**, 052001 (2011).
12. S. Uehara *et al.* (Belle Collaboration), Phys. Rev. D **86**, 092007 (2012).
13. H. J. Behrend *et al.* (CELLO Collaboration), Z. Phys. C **49**, 401 (1991).
14. J. Gronberg *et al.* (CLEO Collaboration), Phys. Rev. D **57**, 33 (1998).
15. B. Aubert *et al.* (*BABAR* Collaboration), PRD **70**, 072004 (2004), PRD **71**, 052001 (2005), PRD **73**, 052003 (2006), PRD **73**, 012005 (2006), PRD **76**, 092006 (2007), PRD **76**, 092005 (2007), PRD **76**, 012008 (2007), PRD **77**, 092002 (2008), PRL **103**, 231801 (2009), PRD **85**, 112009 (2012), PRD **86**, 032013 (2012), PRD **88**, 032013 (2013), PRD **89**, 092002 (2014).
16. R.R. Akhmetshin *et al.* (CMD Collaboration), Phys. Lett. B **669**, 217-222 (2008).
17. M.N. Achasov *et al.* (SND Collaboration), Phys. Rev. D **76**, 072012 (2007).
18. J.P. Lees *et al.* (*BABAR* Collaboration), PRD **89**, 092002 (2014).
19. R.R. Akhmetshin *et al.* (CMD-2 Collaboration) Phys. Lett. B **466**, 385 (1999), Erratum-ibid. B **508**, 217-218 (2001).