

## Research Article

# Ridge and Transverse Correlation without Long-Range Longitudinal Correlation

Charles B. Chiu<sup>1</sup> and Rudolph C. Hwa<sup>2</sup>

<sup>1</sup> Center for Particles and Fields and Department of Physics, University of Texas at Austin, Austin, TX 78712, USA

<sup>2</sup> Institute of Theoretical Science and Department of Physics, University of Oregon, Eugene, OR 97403-5203, USA

Correspondence should be addressed to Rudolph C. Hwa; [hwa@uoregon.edu](mailto:hwa@uoregon.edu)

Received 19 March 2013; Accepted 16 May 2013

Academic Editor: Jan E. Alam

Copyright © 2013 C. B. Chiu and R. C. Hwa. This is an open access article distributed under the Creative Commons Attribution License, which permits unrestricted use, distribution, and reproduction in any medium, provided the original work is properly cited.

A simple phenomenological relationship between the ridge distribution in  $\Delta\eta$  and the single-particle distribution in  $\eta$  can be established from the PHOBOS data on both distributions. The implication points to the possibility that it is not necessary to have long-range longitudinal correlation to explain the data. An interpretation of the relationship is then developed, based on the recognition that longitudinal uncertainty of the initial configuration allows for non-Hubble-like expansion at early time. It is shown that the main features of the ridge structure can be explained in a model where transverse correlation stimulated by semihard partons is the principal mechanism. This work is related to the azimuthal anisotropy generated by minijets in Au-Au collisions at 0.2 TeV on the one hand and to the ridge structure seen in  $pp$  collisions at 7 TeV on the other hand.

## 1. Introduction

The ridge structure in two-particle correlation has been studied in nuclear collisions at the Relativistic Heavy-Ion Collider (RHIC) for several years [1–5] and has recently also been seen in  $pp$  collisions at the Large Hadron Collider (LHC) [6]. The nature of that structure is that it is narrow in  $\Delta\phi$  (azimuthal angle  $\phi$  relative to that of the trigger) but broad in  $\Delta\eta$  (pseudorapidity  $\eta$  relative to the trigger). In [3], the range in  $\Delta\eta$  is found to be as large as 4. So far there is no consensus on the origin of the ridge formation [7]. It has been pointed out that the wide  $\Delta\eta$  distribution implies long-range correlation [8–10]. That is, a view based partially on the conventional estimate that the correlation length is about 2 [11]. We make here a comparison between the  $\eta$  ranges of single-particle distribution and two-particle correlation, using only the experimental data from PHOBOS [3, 12]. It is found that the large- $\Delta\eta$  ridge distribution is related simply to a shift of the inclusive distribution and an integral over the trigger  $\eta$ . That is a phenomenological observation without any theoretical input. Any successful model of ridge formation should be able to explain that relationship.

There are subtleties about the single-particle distribution for all charges,  $dN^{\text{ch}}/d\eta$ , that to our knowledge has not been satisfactorily explained in all its details. Since it sums over all charges, hadrons of different types are included, making  $dN^{\text{ch}}/d\eta$  to be quite different from  $dN^{\pi}/dy$ , which can be fitted by a Gaussian distribution in  $y$  with width  $\sigma_{\pi} = 2.27$  [13, 14]. That difference cannot be readily accounted for in any simple hadronization scheme. Fortunately, detailed examination of  $dN^{\text{ch}}/d\eta$  is not required before we find its relationship to the ridge distribution  $dN_R^{\text{ch}}/d\Delta\eta$ , since both are for unidentified charged hadrons, and the empirical verification is based on the data from the same experimental group (PHOBOS).

As a consequence of the phenomenological relationship, we consider the possibility that there is no intrinsic long-range longitudinal correlation apart from what gives rise to the single-particle distribution. We have found that to generate  $dN_R^{\text{ch}}/d\Delta\eta$  it is only necessary to have transverse correlation at different points in  $\eta$ , provided that at early time the small- $x$  partons do not expand in Hubble-like manner. If spatial uncertainty of wee partons is allowed at early time, the identification of spatial and momentum rapidities may

not be valid near the tip of the forward light cone. Therein lies the origin of transverse correlation due to the possibility of near crossing of soft- and hard-parton trajectories. The energy lost by a hard parton enhances the thermal energies of the medium partons in the vicinity of the hard parton's trajectory. The transverse broadening of any small- $x$  parton that passes through the cone of that enhancement leads to measurable effect of the ridge. The parton model that we use does not rely on flux tubes or hydrodynamics.

Recently, the existence of ridge has been called into question by investigations on the effect of fluctuations of the initial configurations in heavy-ion collisions [15, 16]. Using hydrodynamical model and transport theory to relate the eccentricities of the spatial initial state in the transverse plane to the azimuthal momentum anisotropy in the final state, it has been shown that the harmonic coefficients  $v_n$  observed in the data can be understood in terms of such transverse fluctuations [17–25]. That is, however, only one of the possible interpretations of  $v_n$ . The effect of minijets on the initial configuration can yield similar consequences. Data on two-dimensional (2D) angular correlation with  $p_T$  integrated have been analyzed by model fits; it is found that the same-side 2D peak can account for all higher Fourier components with  $n > 2$  [26]. In [27], it is shown that the data on  $v_n$  can also be well reproduced by taking the minijets into account in the recombination model without the details of hydrodynamics. Here, we raise the issue about the effect of longitudinal fluctuations that seem to be as important as transverse fluctuations but have hardly been investigated.

After the phenomenological relationship between  $dN_R^{\text{ch}}/d\Delta\eta$  and  $dN^{\text{ch}}/d\eta$  is established in Section 2, we give our interpretation of the phenomenon in Section 3. We show the possibility that the ridge can have the observed properties in the absence of long-range longitudinal correlation. Section 3 includes many subsections in which both longitudinal and transverse aspects of the correlation are examined in the parton model. Connections between what we do here with azimuthal anisotropy generated by minijets in Au-Au collisions at RHIC and with the ridge structure found in  $pp$  collisions at LHC are given in Section 4. Our conclusion is given in Section 5.

## 2. Comparison between Ridge and Inclusive Distributions

Our focus is on the PHOBOS data on two-particle correlation measured with a trigger particle having transverse momentum  $p_T^{\text{trig}} > 2.5$  GeV/c in Au + Au collisions at  $\sqrt{s_{NN}} = 200$  GeV [3]. The pseudorapidity acceptance of the trigger is  $0 < \eta^{\text{trig}} < 1.5$ . The per-trigger ridge yield integrated over  $|\Delta\phi| < 1$ , denoted by  $(1/N^{\text{trig}})dN_R^{\text{ch}}/d\Delta\eta$ , includes all charged hadrons with  $p_T^a \gtrsim 7$  MeV/c at  $\eta^a = 3$  and  $p_T^a \gtrsim 35$  MeV/c at  $\eta^a = 0$ , where the superscript  $a$  stands for associated particle in the ridge. For simplicity, we use the notation  $\eta^{\text{trig}} = \eta_1$ ,  $\eta^a = \eta_2$ ,  $\Delta\eta = \eta_2 - \eta_1$ ,  $\phi^{\text{trig}} = \phi_1$ ,  $\phi^a = \phi_2$ ,  $\Delta\phi = \phi_2 - \phi_1$ . Since all ridge particles are included in the range  $|\Delta\phi| < 1$ , the  $\Delta\phi$  dependence of the ridge structure does not show up in the properties of  $dN_R^{\text{ch}}/d\Delta\eta$ . We have previously

studied the  $\Delta\phi$  dependence of the ridge [28], which will be summarized in Section 3.2. Here we focus on our aim to relate the ridge distribution in  $\Delta\eta$  to the single-particle distribution in  $\eta$ . We first make a phenomenological observation using only PHOBOS data for both distributions. After showing their relationship, we then make an interpretation that does not involve extensive modeling.

To do meaningful comparison, it is important to use single-particle  $\eta$  distribution,  $dN^{\text{ch}}/d\eta$ , that has the same kinematical constraints as the ridge distribution. That is, it involves an integration over  $p_T$  and a sum over all charged hadrons

$$\frac{dN^{\text{ch}}}{d\eta} = \sum_h \int dp_T p_T \rho_1^h(\eta, p_T), \quad (1)$$

where  $\rho_1^h(\eta, p_T) = dN^h/p_T dp_T d\eta$ , and the lower limit of the  $p_T$  integration is  $35(1 - \eta/3.75)$  MeV/c in keeping with the acceptance window of  $p_T^a$  [3]. The data on  $(1/N^{\text{trig}})dN_R^{\text{ch}}/d\Delta\eta$  are for 0–30% centrality. PHOBOS has the appropriate  $dN^{\text{ch}}/d\eta$  for 0–6%, 6–15%, 15–25%, and 25–35% centralities [12], as shown in Figure 1(a). Thus we average them over those four bins. The result is shown in Figure 1(b) by the small circles for 0–30% centrality. Those points are fitted by the three Gaussian distributions, located at  $\eta = 0$  and  $\pm\hat{\eta}$ ,

$$\frac{dN^{\text{ch}}}{d\eta} = A \left\{ \exp \left[ \frac{-\eta^2}{2\sigma_0^2} \right] + a_1 \exp \left[ \frac{-(\eta - \hat{\eta})^2}{2\sigma_1^2} \right] + a_1 \exp \left[ \frac{-(\eta + \hat{\eta})^2}{2\sigma_1^2} \right] \right\} \quad (2)$$

shown by the solid (red) line in that figure with  $A = 468$ ,  $\sigma_0 = 2.69$ ,  $a_1 = 0.31$ ,  $\hat{\eta} = 2.43$ ,  $\sigma_1 = 1.15$ . The dashed line shows the central Gaussian, while the dash-dotted line shows the two side Gaussians. The purpose of the fit is mainly to give an analytic representation of  $dN^{\text{ch}}/d\eta$  to be used for comparison with the ridge distribution. Nevertheless, it is useful to point out that the width  $\sigma_0$  of the central Gaussian in  $\eta$  is larger than the width of the pion  $y$ -distribution,  $\sigma_\pi = 2.27$ , mentioned in Section 1. The two side Gaussians are undoubtedly related to the production of protons, since BRAHMS data show significant  $p/\pi$  ratio above  $\eta = 2$  and  $p_T > 1$  GeV/c [29]. The value of  $\hat{\eta}$  in (2) being  $> 2$  is a result of the enhancement by proton production. Any treatment of correlation among charged particles without giving proper attention to the protons is not likely to reproduce the inclusive distribution given by (2), whose  $\eta$  width is significantly stretched by the side Gaussians.

We now propose the formula

$$\frac{1}{N^{\text{trig}}} \frac{dN_R^{\text{ch}}}{d\Delta\eta} = r \int_0^{1.5} d\eta_1 \frac{dN^{\text{ch}}}{d\eta_2} \Big|_{\eta_2=\eta_1+\Delta\eta}, \quad (3)$$

where  $r$  is a parameter that summarizes all the experimental conditions that lead to the magnitude of the ridge distribution measured relative to the single-particle distribution. In particular,  $r$  does not depend on  $\eta_1$  or  $\eta_2$ ; otherwise, the equation is meaningless in comparing the  $\eta$  dependencies.

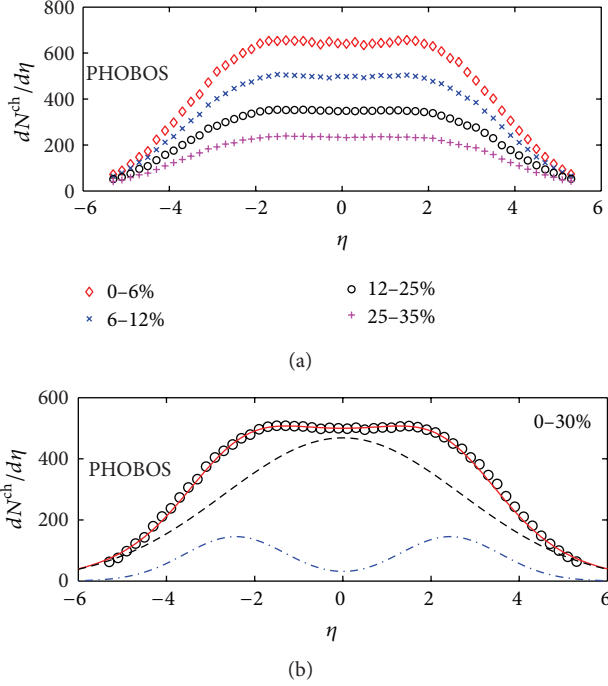


FIGURE 1: Pseudorapidity distribution in Au-Au collisions at  $\sqrt{s_{NN}} = 200$  GeV for (a) various centrality bins and (b) 0–30% centrality. Data are from [12]. The (red) line in (b) is a fit using (2), whose first term is represented by the dashed line and the other two terms by the dash-dotted line (color online).

There is no theoretical input in (3), except for the question behind the proposal: how much of the  $\Delta\eta$  distribution can be accounted for by just a mapping of  $dN^{\text{ch}}/d\eta_2$  with a shift due to the definition  $\Delta\eta = \eta_2 - \eta_1$ , and an integration over  $\eta_1$  due to the trigger acceptance,  $0 < \eta_1 < 1.5$ ? Another way of asking the question is how would the range of correlation be affected if the experimental statistics were high enough so that the trigger's  $\eta$  range can be very narrow around  $\eta_1 = 0$ ?

The proposed formula in (3) is tested by substituting the fit of  $dN^{\text{ch}}/d\eta$  according to (2) into the integrand on the right-hand side. The result is shown in Figure 2 with  $r$  being adjusted to fit the height of the ridge distribution; its value is  $4.4 \times 10^{-4}$ . The peak in the data around  $\Delta\eta = 0$  is, of course, due to the jet component associated with the trigger jet and is not relevant to our comparison here. That component has been studied in the recombination model as a consequence of thermal-shower recombination that can give a good description of the peak both in  $\Delta\eta$  and  $\Delta\phi$  [30]. For the ridge considered here, it is evident that the large  $\Delta\eta$  distribution in Figure 2 is well reproduced by (3). Since our concern is to elucidate the implications of the range of  $\Delta\eta$ , we leave the fluctuation from the flat distribution in the interval  $-2 < \Delta\eta < -1$  as an experimental problem. In qualitative terms, the width of the ridge distribution is due partly to the width of  $dN^{\text{ch}}/d\eta$  and partly to the smearing of  $\eta_1$ , which adds another 1.5 to the width. No intrinsic dynamics of long-range longitudinal correlation has been put in. Note that the center of the plateau in  $\Delta\eta$  is at  $-0.75$ , which is the

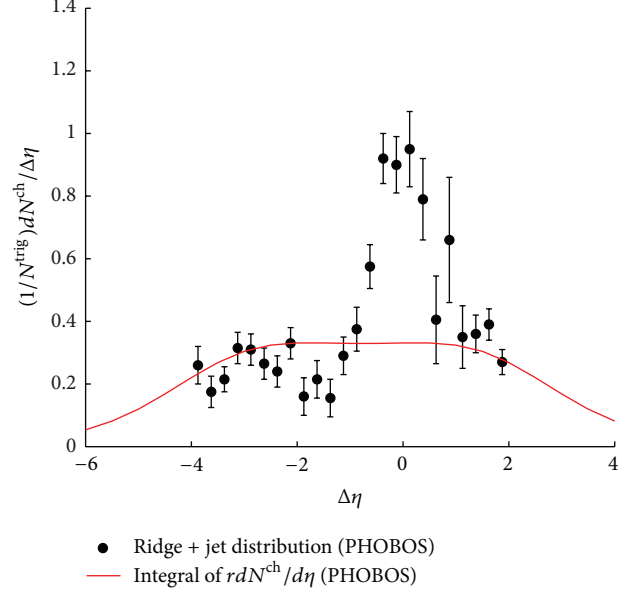


FIGURE 2: Two-particle correlation of charged particles. Data are from [3] that include both ridge and jet components. The line is a plot according to (3) using  $\eta$  distribution from Figure 1 [12] (color online).

average of the shift due to  $\eta_1$  being integrated from 0 to 1.5. It suggests that if  $\eta_1$  were fixed at  $\eta_1 \approx 0$  when abundant data become available, then the width of  $dN^{\text{ch}}_R/d\Delta\eta$  would be only as wide as that of the single-particle  $dN^{\text{ch}}/d\eta$ . No theoretical prejudice has influenced these observations.

### 3. Interpretation of Phenomenological Observation

We now consider an interpretation of what (3) implies, given the empirical support for its validity from Figure 2. First, we ask what the implication of the phenomenological observation is in terms of the range of longitudinal correlation. Then we describe a model for ridge formation first for azimuthal dependence at mid-rapidity then for larger pseudorapidity pertinent to the data. The considerations from various perspectives lead to the notion of transverse correlation that will become the core element of our model to explain the ridge phenomenon.

**3.1. Range of Longitudinal Correlation.** Since the observed ridge distribution integrates over trigger  $\eta$ , we write it as

$$\frac{1}{N^{\text{trig}}} \frac{dN^{\text{ch}}_R}{d\Delta\eta} = \int_0^{1.5} d\eta_1 \sum_{h_2} \int dp_2 p_2 R^{h_2}(\eta_1, \eta_2, p_2) \Big|_{\eta_2=\eta_1+\Delta\eta}, \quad (4)$$

where we exhibit also explicitly the sum over the hadron type of the ridge particle  $h_2$  and the integral over its transverse momentum, denoted by  $p_2$ . According to the definition of

correlation  $C_2(1, 2) = \rho_2(1, 2) - \rho_1(1)\rho_1(2)$ , we can express the per-trigger ridge correlation as

$$R^{h_2}(\eta_1, \eta_2, p_2) = \sum_{h_1} \int dp_1 p_1 \frac{\rho_2^{h_1 h_2(B+R)}(\eta_1, p_1, \eta_2, p_2)}{\rho_1^{h_1}(\eta_1, p_1)} - \rho_1^{h_2(B)}(\eta_2, p_2), \quad (5)$$

where  $p_1$  is the transverse momentum of the trigger particle;  $B$  and  $R$  in the superscript denote background and ridge, respectively. The jet component in the associated-particle distribution is excluded in (5).

On the other hand, with (1) substituted into (3) we have, using  $\eta_2$  and  $p_2$  instead of  $\eta$  and  $p_T$ ,

$$\frac{1}{N^{\text{trig}}} \frac{dN_R^{\text{ch}}}{d\Delta\eta} = \int_0^{1.5} d\eta_1 \sum_{h_2} \int dp_2 p_2 r \rho_1^{h_2}(\eta_2, p_2) \Big|_{\eta_2=\eta_1+\Delta\eta}. \quad (6)$$

Comparing (6) to (4) we see that the ridge distribution  $R^{h_2}(\eta_1, \eta_2, p_2)$  is to be related to the phenomenological quantity  $r \rho_1^{h_2}(\eta_2, p_2)$ . Thus the crux of the relationship between the ridge and inclusive distributions involves the interpretation of  $r \rho_1^{h_2}$ . To that end let us first write  $\rho_1^{h_2}$  in the form

$$\rho_1^{h_2}(\eta_2, p_2) = \frac{dN^{h_2}}{d\eta_2 p_2 dp_2} = H^{h_2}(\eta_2, p_2) V(p_2), \quad (7)$$

$$V(p_2) = e^{-p_2/T},$$

where  $V(p_2)$  is the transverse component that contains the explicit exponential behavior of  $p_2$ . Although  $H^{h_2}(\eta_2, p_2)$  has some mild  $p_2$  dependence due mainly to mass effects of  $h_2$ , the average transverse momentum  $\langle p_2 \rangle$  is determined primarily by the inverse slope  $T$  and is not dependent on  $\eta_2$ . This is an approximate statement that is based on the BRAHMS data [13, 14], which show that  $\langle p_T \rangle$  is essentially independent of rapidity. Since  $r$  serves as the phenomenological bridge between  $R^{h_2}$  and  $\rho_1^{h_2}$ , the key question to address is which of the two components, the longitudinal  $H^{h_2}(\eta_2, p_2)$  or the transverse  $V(p_2)$ , does the two-particle correlation generated by a trigger at  $\eta_1$  exert its most important influence in relating  $R^{h_2}$  to  $\rho_1^{h_2}$ ?

If there is longitudinal correlation from early times as in [8–10, 31], then its effect must be to convert  $H^{h_2}(\eta_2, p_2)$  to  $R^{h_2}(\eta_1, \eta_2, p_2)$ . In that case  $V(p_2)$  is relegated to the secondary role due to radial flow (which is, nevertheless, essential in explaining the  $\Delta\phi$  restriction as in [9, 10, 32, 33]). On the other hand, if there is no intrinsic long-range longitudinal correlation, then  $H^{h_2}(\eta_2, p_2)$  is unaffected, and the ridge can only arise from the change in the transverse component,  $V(p_2)$ , due to a hard scattering that leads to the trigger. Without phenomenology one would think that the first option is more reasonable, when  $|\Delta\eta| \sim 4$  is regarded as large, and especially when there is an inclination based on theoretical ideas that prefer the existence of long-range correlation. With the ridge phenomenology described by (3) pointing to direct relevance of  $H^{h_2}(\eta_2, p_2)$ , the question

becomes that of asking:  $|\Delta\eta|$  is large compared to what? If it is now recognized that  $|\Delta\eta|$  is not large compared to the  $\eta_2$  range of  $\rho_1^{h_2}(\eta_2, p_2)$  after the widening due to  $\eta_1$  smearing (remarked at the end of the previous section) is taken into account, then the need for a long-range dynamical correlation to account for the structure of  $R^{h_2}(\eta_1, \eta_2, p_2)$  is lost. We describe below a possible explanation based on the second option of no long-range correlation. The key is to accept the suggestion of the data that the unmodified longitudinal component  $H^{h_2}(\eta_2, p_2)$  is sufficient.

A series of articles have treated the subject of ridge formation in the recombination model [34], beginning with (a) the early observation of pedestal in jet correlation [30, 35], to (b) its effects on azimuthal anisotropy of single-particle distribution at mid-rapidity [36, 37], and then to (c) the dependence on the azimuthal angle  $\phi_s$  of the trigger relative to the reaction plane [28, 38–40]. Forward productions in d-Au and Au-Au collisions have also been studied in [41, 42]. Our consideration here of ridge formation at  $|\Delta\eta| > 2$  is an extension of earlier studies with the common theme that ridges are formed as a consequence of energy loss by semihard or hard partons as they traverse the medium. The details involve careful treatment of the hadronization process with attention given to both the longitudinal and transverse components. The  $\phi$  dependence has been studied thoroughly in [28, 40], and the  $\eta$  dependence should take into account of the experimental fact that the  $p/\pi$  ratio can be large ( $>2.5$ ) at large  $\eta$  [29] so that  $H^{h_2}(\eta_2, p_2)$  in (7) can be properly reproduced.

**3.2. Azimuthal Dependence of the Ridge.** We give in this subsection a brief summary of the  $\Delta\phi$  distribution that we have obtained previously in our treatment of the ridge formation [28]. In so doing we also explain more thoroughly an aspect of the basic elements of our model.

The tenets of our interpretation of the ridge structure are that its formation is due to (a) the passage of a semihard parton through the medium and (b) the conversion of the energy loss by the parton to the thermal energy of the soft partons in the vicinity of its trajectory. Hadronization of the enhanced thermal partons forms the ridge standing above the background. In [28], we have considered the geometry of the trajectory of a semihard parton traversing the medium in the transverse plane at mid-rapidity,  $|\eta| < 1$ , taking into account the azimuthal angle  $\phi_s$  of the trajectory that is to be identified with the trigger direction relative to the reaction plane. Along that trajectory, labeled by points  $(x, y)$  in the transverse plane, the medium expands in the direction  $\psi(x, y)$ . If  $\psi(x, y)$  is approximately equal to  $\phi_s$  for most of the points  $(x, y)$  along the trajectory of the semihard parton, then the thermal partons enhanced by successive soft emissions are carried by the flow along in the same direction; the effects reinforce one another and lead to the formation of a ridge in a narrow cone. On the other hand, if the two directions are orthogonal, then the soft partons emitted from the various points along the trajectory are dispersed over a range of surface area, so their hadronization leads to no pronounced effect. These extreme



possibilities suggest a correlation function between  $\phi_s$  and  $\psi$ , which we assume to have the Gaussian form

$$C(x, y, \phi_s) = \exp \left[ -\frac{(\phi_s - \psi(x, y))^2}{2\lambda} \right], \quad (8)$$

where the width-squared  $\lambda$  is a parameter to be determined. This correlation is the central element of our Correlated Emission Model (CEM) [28].

Considerable care is given to the calculation of the observed ridge yield  $Y(\phi_s)$  as a function of  $\phi_s$ . It involves integrations over the path length of the trajectory of the semihard parton and its point of creation in the medium whose density depends on nuclear overlap, and so forth. To compare with the data on  $Y(\phi_s)$ , we also have to integrate over all  $\phi$  of the ridge particle. It is found that by adjusting the value of  $\lambda$  it is possible to fit the data on  $Y(\phi_s)$  in the entire range  $0 < \phi_s < \pi/2$  for both 0–5% and 20–60% centralities. The value determined is  $\lambda = 0.11$ , corresponding to a width  $\sigma_c = \sqrt{\lambda} = 0.34$  rad, which is much smaller than the width of the ridge itself,  $\Delta\phi \sim 1$ . We have been able to show that using  $\lambda = 0.11$  the calculated distribution of the ridge  $dN_R/\Delta\phi$  agrees well with the data. We further made a prediction on the existence of an asymmetry property of the ridge  $R(\phi, \phi_s)$  in its  $\phi$  dependence relative to  $\phi_s$ . That prediction was subsequently verified by the STAR data [43, 44].

The mechanism for  $\phi$  correlation described above will form the basis of transverse correlation when we move away from mid-rapidity to  $|\eta| > 1$ . It is necessary, however, to start the consideration with a discussion of the forward-moving soft partons relative to the semihard partons at early time.

**3.3. Longitudinal Initial Configuration.** We now extend the mechanism for ridge formation at mid-rapidity described above to  $|\eta| > 1$ . Of course, without examining  $dN_R/d\Delta\eta d\Delta\phi$  at  $|\Delta\eta| > 1$  one cannot strictly refer to the structure at  $|\Delta\eta| < 1$  as ridge, which by definition has a flat distribution in  $\Delta\eta$ , but is restricted in  $|\Delta\phi|$ . We have actually considered the  $\Delta\eta$  behavior before we investigated the  $\Delta\phi$  structure at a time when the ridge was referred to as pedestal [30]. Calculation was done in the framework where the trigger is formed by thermal-shower recombination and the associated particles in the ridge by the recombination of enhanced thermal partons. In view of our present phenomenological finding in Figure 2 and expressed in (3) and (6), we reformulate our model here with attention given to the initial configuration relevant to the problem at hand.

In Section 3.3 we have discussed the correlation between the semihard parton at  $\phi_s$  and the local flow direction at  $\psi(x, y)$ , expressed in (8) for  $|\eta| < 1$ . To extend the same mechanism to  $|\eta| > 1$ , it is important to recognize first that the longitudinal momenta of the hadrons produced outside the mid-rapidity region are not generated by the semihard parton, as it would be ruled out simply by energy conservation. In accordance with the original parton model [45], the right- and left-moving partons in the initial configuration provide the main thrust for forward and backward momenta. To be more quantitatively pertinent to the ridge structure observed in [3], let us recall that the pseudorapidity ranges

of the trigger and ridge particles are  $0 < \eta^{\text{trig}} < 1.5$  and  $-4 < \Delta\eta < 2$ . For the sake of discussing positive momentum fractions, let us reverse the signs of  $\eta$  without loss of generality and regard  $\eta_1 > -1.5$  and  $\eta_2 < 2.5$  so that  $-2 < \eta_2 - \eta_1 < 4$ . Let us be generous and set  $\eta_2 < 3$ ; it corresponds to  $\theta_2 > 0.1$ . That is, a ridge particle has  $p_T/p_L = \tan\theta_2 > 0.1$ . Assuming an average  $\langle p_T \rangle \sim 0.4$  GeV/c implies  $p_L < 4$  GeV/c. The coalescing quarks that form a pion at such a  $p_L$  would have on average a longitudinal momentum of  $k_L < 2$  GeV/c (even less for a proton). For  $\sqrt{s_{NN}} = 200$  GeV, the corresponding momentum fraction  $x$  of the quarks is  $2k_L/\sqrt{s} < 0.02$ . Those soft partons do not have very large  $x$ , being very nearly in the wee region [45]. Thus the kinematics of the particles in the ridge does not indicate that the coalescing quarks are very much in the forward (or backward) fragmentation region.

For  $\sqrt{s}/2 = 100$  GeV, the Lorentz contraction factor is sometimes taken to be  $\gamma \sim 100$ , but that corresponds to  $x = 1$ , where no quarks exist. If we take the average valence-quark momentum fraction to be  $\langle x_{\text{val}} \rangle \sim 1/4$ , then the corresponding  $\gamma$  is  $\sim 25$  and  $\Delta z_{\text{val}} \sim 2R_A/\gamma \sim 0.5$  fm, which has a width that is not very thin. When two such slabs overlap in the initial configuration, the wee partons of the Au-Au colliding system can occupy a wider longitudinal space ( $\Delta z \sim 2$  fm) of uncertainty due to quantum fluctuations—1 fm on each side of the overlapping slabs consisting of soft parton with  $x$  much smaller than  $\langle x_{\text{val}} \rangle$ . Our point is then that in that space of  $\Delta z \sim 2$  fm in the initial configuration quantum fluctuations free us from requiring the soft partons to follow a Hubble-like expansion, that is, the faster partons are on the outer edges of that longitudinal space, right-moving ones on the right side, and left-moving ones on the left. Note that we have this freedom because we have not restricted ourselves to a dynamical picture of flux tube being stretched by receding thin disks, as in [9, 10, 31].

For a trigger particle to have  $p_T^{\text{trig}} > 2.5$  GeV/c, the initiating semihard or hard parton must have  $k_T > 3$  GeV/c and is created at early time. In Figure 3 we show a sketch of the initial configuration in  $x$ - $z$  plane that depicts the relationship among various possible momentum vectors at that time. The horizontal thickness of the shaded region is  $\Delta z \sim 2$  fm and the vertical height is  $2R_A \sim 12$  fm for central collisions, thus not to scale. The central slab marked by a darker region of  $\Delta z_{\text{val}} \sim 0.5$  fm represents the longitudinal extent in which the valence quarks are contracted. The (red) arrow labeled  $k_1$  is the semihard parton that initiates the trigger; it starts from inside the narrow slab because the longitudinal momenta of the colliding partons before scattering are high. The two other (blue) arrows labeled by  $k_2$  and  $k'_2$  represent two possible soft partons with  $k_L \leq 2$  GeV/c, originating from outside the inner slab, since their  $\Delta z$  is larger than  $\Delta z_{\text{val}}$ . We place those vectors in such positions to emphasize the possibility that they can originate from the opposite sides of the slab. That is what we mean by expansion at early time that is not of Hubble-type. The conical region (shaded green) around vector  $k_1$  represents the vicinity of the trajectory of the semihard parton where the thermal partons are enhanced due to the energy loss by the semihard parton. Note that since the soft partons  $k_2$  and  $k'_2$  have larger  $\Delta z$  than that of the valence quarks, they can cross the conical region, so the transverse

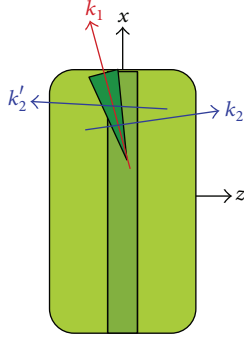


FIGURE 3: A sketch of initial configuration in  $x$ - $z$  plane at early time. Horizontal thickness of the medium is  $\Delta z \sim 2$  fm; the inner vertical slab indicates the relative thickness ( $\sim 0.5$  fm) of the overlapping contracted disks in which the valence quarks are restricted. Red arrow represents semihard parton surrounded in medium by a cone of enhanced thermal partons. Blue arrows represent soft partons with  $k_i \lesssim 2$  GeV/c that originate from outside the slab and can therefore interact with the cone (color online).

components of the soft partons can be broadened by their interaction with the enhanced thermal partons.

**3.4. Transverse Correlation.** The discussion above on the space-momentum relationship between the semihard and soft partons at early time in the uncertainty region  $\Delta z$  gives the conceptual basis for our view of how hadrons in the ridge are formed at late time. Our main point about the initial longitudinal uncertainty is that the forward-moving soft partons that eventually hadronize can be influenced by the semihard parton because the soft-parton trajectory starting from the left side of the central slab shown in Figure 3 can traverse the cone of enhanced thermal partons. To be more quantitative we return to the general factorizable form of the single-particle distribution given in (7) where  $p_2$  refers to the transverse component  $p_T$  of particle 2. The effect of the semihard parton on particle 2 is the transverse broadening of the soft parton  $k_2$  in Figure 3, in much the same way that the Cronin effect is conventionally explained in terms of initial-state broadening [46]. That is, the  $p_2$  dependence is affected if (a) there is a semihard parton  $k_1$ , and (b)  $k_2$  (and other soft partons not shown in Figure 3) passes through the cone in the vicinity of  $k_1$ . We denote the case without the semihard parton by  $V_B(p_2)$  representing the background, where

$$V_B(p_2) = \exp\left(-\frac{p_2}{T_0}\right), \quad (9)$$

and the case with semihard parton and with  $\phi$  in the vicinity of the cone by

$$V_{B+R}(p_2) = \exp\left(-\frac{p_2}{T}\right), \quad (10)$$

where  $T > T_0$  is a result of the interaction with the enhanced thermal partons. Then the ridge has a transverse component that rises above the background and has the  $p_T$  dependence

$$V_R(p_2) = V_{B+R}(p_2) - V_B(p_2). \quad (11)$$

This is the essence of transverse broadening due to the presence of semihard parton. Since the soft partons  $k_2$  must pass through the enhanced cone (narrow in  $\phi$ ) in order to develop transverse broadening, they contribute to the ridge only within the  $\Delta\phi$  interval around  $\phi_1$ , discussed in [28].

The transverse correlation that we refer to is not what one usually associates with the correlation between hadrons in the fragments of a high- $p_T$  jet. All of those fragments are in a small range of  $\Delta\eta$  and have transverse-momentum fractions that are correlated. They populate the peak in Figure 2. In our problem about the ridge we have been concerned with the transverse momentum of a particle associated with a trigger outside that peak. The former reveals the effect of the medium on the jet, while the latter reveals the effect of the jet on the medium. That is the basic difference between the jet and ridge components of the associated particles. Since semihard or hard scattering takes place early, transverse broadening can take place for soft partons (the medium) moving through the interaction zone, leading to the ridge structure.

It is important to note that although the exponential  $p_T$  behaviors of the thermal partons have been parametrized by  $T_0$  and  $T$ , there is no implication that those parameters are conventional temperatures and that hydrodynamics is valid from the beginning of the evolution process to the end. We have referred to  $T$  as the inverse slope, as is appropriate for an exponential peak at low  $p_T$  in any hadron scattering. The word thermal is used in reference to the soft component with the assumption that just before hadronization the bulk partons in the local system has an underlying thermal distribution as opposed to a power-law behaved hard component above the background. We do not assume that the global system is equilibrated at an early universal time and that the whole system can be adequately treated by hydrodynamics without considering the effects of the minijets. Our emphasis on semihard partons as the generators of the ridge and our reliance on non-Hubble-like expansion in the initial longitudinal configuration are features that explicitly depend on the departure from the usual assumptions of global thermalization in hydro calculations.

**3.5. The Ridge.** We may now write the per-trigger ridge correlation distribution  $R^{h_2}(\eta_1, \eta_2, p_2)$  that is introduced in (4) and (5) in the form

$$R^{h_2}(\eta_1, \eta_2, p_2) = c H^{h_2}(\eta_2, p_2) V_R(\Delta\eta, p_2), \quad (12)$$

where, for  $\Delta\eta$  in the range of the ridge,  $V_R(\Delta\eta, p_2)$  may be approximated by  $V_R(p_2)$  given in (11), that is,

$$\begin{aligned} V_R(p_2) &= e^{-p_2/T} - e^{-p_2/T_0} \\ &= e^{-p_2/T} \left(1 - e^{-p_2/T'}\right), \quad T' = \frac{T_0 T}{T - T_0}. \end{aligned} \quad (13)$$

As we have seen in Figure 2 and (3) that range of  $\Delta\eta$  where  $T > T_0$  is no more than the  $\eta_2$  range of  $dN^{\text{ch}}/d\eta_2$ , which in turn is determined by the  $\eta_2$  range of  $H^{h_2}(\eta_2, p_2)$  in (12). Thus in practice we may suppress the  $\Delta\eta$  dependence in  $V_R(\Delta\eta, p_2)$ . The constant  $c$  in (12) characterizes the magnitude of the

ridge, which can depend on many factors that include the fluctuations in the initial configuration, the details of correlation dynamics, the experimental cuts, the  $\Delta\phi$  interval where the ridge is formed, and the related scheme of background subtraction. Its value (that was not calculated) does not affect the relationship between the  $\eta$  dependencies of the two sides of (12).

The expression for  $V_R(p_2)$  in (13) was first obtained in [36, 37] as a description of the ridge distribution without trigger. It was noted there that  $V_R(p_T) \rightarrow 0$  as  $p_T \rightarrow 0$  and that  $p_T/T'$  sets the scale for  $v_2(p_T, b)$  for  $p_T < 0.5$  GeV/c in agreement with the data on it. More recently, a detailed study of  $v_2(p_T, b)$  and the inclusive distribution has been carried out in [27], where it is found that  $T_0 = 0.245$  GeV and  $T = 0.283$  GeV, so that  $T' = 1.825$  GeV. Although our conclusion to be drawn below does not depend on the precision of those values, more comments on that subject will be given in Section 4.

To proceed, we now substitute (12) in (4) and use (7) to eliminate  $H^{h_2}(\eta_2, p_2)$ , thus obtaining

$$\frac{1}{N^{\text{trig}}} \frac{dN_R^{\text{ch}}}{d\Delta\eta} = \int_0^{1.5} d\eta_1 \sum_{h_2} \int dp_2 p_2 \frac{cV_R(p_2)}{V(p_2)} \rho_1^{h_2}(\eta_2, p_2) \Big|_{\eta_2=\eta_1+\Delta\eta}, \quad (14)$$

where  $V(p_2)$  in (7) and here are identical to  $V_{B+R}(p_2)$  in (10). Comparing this equation with (6), we come to the conclusion that  $r$  is a phenomenological approximation of  $cV_R(p_2)/V(p_2)$  in the region where it contributes most to the integral over  $p_2$ . From (13) we get  $V_R(p_2)/V(p_2) = 1 - e^{-p_2/T'}$ . The integrand in (14) is severely damped by the exponential decrease of  $\rho_1^{h_2}(\eta_2, p_2)$  for  $p_2 > 1$  GeV/c, since  $T' \gg T$ . Thus  $cV_R(p_2)/V(p_2)$  may be approximated by a constant  $r$  in the region where the integrand is maximum at around  $p_2 \sim 0.5$  GeV/c. In so doing, we obtain (6) and therefore the phenomenological relation given by (3).

Let us give an overview of what we have done. The LHS of (14) is the measured ridge distribution in  $\Delta\eta$ , which is related to the two-particle distribution  $\rho_2^{h_1, h_2}(\eta_1, p_1, \eta_2, p_2)$  through the definitions given in (4) and (5). Instead of concentrating on  $\rho_2^{h_1, h_2}$  and examining the dynamics of long-range longitudinal correlation, we have found through the phenomenological observation made in (3), and thus (6), that the correlation data can largely be understood by focussing on the relation given in (12), where the ridge correlation is expressed in terms of the component in the transverse-momentum part of the single-particle distribution that exhibit the same  $V_R(p_2)$  behavior at various  $\Delta\eta$  values in the range where (6) is valid without any  $\Delta\eta$  dependence in the longitudinal component, that is, transverse correlation. Thus the ridge is generated by the same dynamical mechanism at any  $\eta$  in the range where single-particle distribution can reach. That mechanism depends on semihard or hard partons (with or without trigger) whose energy loss to the medium leads to transverse broadening of small- $x$  partons that encounter the enhanced region of thermal partons.

The transverse-momentum distribution of the ridge particles is the same for any  $\eta$ , and the  $\eta$  range of the ridge is no more than that of the single-particle inclusive distribution because the partonic origin of the longitudinal momentum of any particle is the same.

#### 4. Relationship to Azimuthal Quadrupole at RHIC and the Ridge in $pp$ Collisions at LHC

Having described how the ridge phenomenon observed by PHOBOS can be understood in terms of transverse correlation without longitudinal correlation, we now solidify that description by connecting the dynamical mechanism to other features observed at RHIC and LHC that exhibit more quantitative behaviors. They are (a) azimuthal quadrupole (usually referred to as elliptic flow in fluid description) generated by minijets in noncentral Au-Au collisions at RHIC and (b) the ridge phenomenon found in  $pp$  collisions at LHC.

In establishing the relationship between (6) and (14), we made the argument that  $cV_R(p_2)/V(p_2)$  in (14) can be approximated by a constant  $r$  in the  $p_2$  region where the integrand has a maximum. The PHOBOS experiment provides no details about the  $p_T$  of the associated particles, since it is integrated over the entire detected region [3]. Thus the approximation made cannot be done without some quantitative knowledge of the  $p_2$  dependence. In (13) we show the functional form of  $V_R(p_2)$ , while in (7)  $V(p_2)$  is given. Their  $p_2$  behaviors have been examined in great detail in the study of the  $p_T$  spectra and azimuthal anisotropies of pions and protons produced in Au-Au collisions at various centralities [27], without being concerned about correlations. It is therefore important to note here that the subject matter of transverse correlation, discussed in Section 3.4, is intimately related to the  $p_T$ , and  $\phi$  dependences of single-particle distribution without triggers. The connection between the two is the ridge.

The basic physical origin of the ridge is the pervasive presence of semihard partons. Whether or not the semihard parton is detected by a trigger, its effect on the single-particle distribution  $\rho^h$  is always present. Thus in [27]  $\rho^h$  for hadron  $h$  has been written in the form at mid-rapidity, low  $p_T$  and impact parameter  $b$

$$\rho^h(p_T, \phi, b) = B^h(p_T, b) + R^h(p_T, \phi, b) + M^h(p_T, \phi, b), \quad (15)$$

where the three terms correspond to base, ridge, and minijets, respectively. The base,  $B^h(p_T, b)$ , has no  $\phi$  dependence; its  $p_T$  dependence is

$$B^h(p_T, b) = \mathcal{N}_h(p_T, b) V_B(p_T), \quad (16)$$

where  $\mathcal{N}_h(p_T, b)$  is a normalization factor for hadron  $h$  that depends on the hadronic wave function.  $V_B(p_T)$  is given in (9). The ridge term has a specific  $\phi$  dependence due to semihard partons in the initial configuration and can be shown to account for the observed  $v_2(p_T, b)$  without using hydrodynamics [27]. For our purpose here we mention only



that after averaging over all  $\phi$  the resultant  $\bar{R}^h(p_T, b)$  has the form

$$\bar{R}^h(p_T, b) = \mathcal{N}_h(p_T, b) V_R(p_T), \quad (17)$$

where  $V_R(p_T)$  is as given in (13). The main point we want to stress is that the per-trigger correlation distribution  $R^{h_2}(\eta_1, \eta_2, p_2)$  discussed in Section 3.5 involves the same  $V_R(\Delta\eta, p_2)$  as the  $V_R(p_T)$  in (17) embedded in the single-particle distribution  $\rho^h(p_T, \phi, b)$ . Although  $V_R(\Delta\eta, p_2)$  has not been measured directly, the form of  $V_R(p_T)$  has been tested by the  $p_T$  dependence of  $v_2(p_T, b)$ , as described in [27]. The values of  $T_0$  and  $T$  determined there lead to our conclusion in Section 3.5 that  $cV_R(p_2)/V(p_2)$  inside the integral in (14) can be approximated by a constant  $r$ , since the high- $p_2$  region is suppressed by  $\rho_1^{h_2}(\eta_2, p_2)$ . Thus our proposal in (3) is confirmed.

The above discussion refers to different aspects of the Au-Au collisions at RHIC. Now, we turn to a different connection between the ridge found at RHIC and the ridge observed in  $pp$  collisions at LHC, which is a study of autocorrelation between two particles produced at 7 TeV without using triggers [6]. That connection, as stunning as it was at the time of discovery, provides another quantitative verification of the concept of transverse correlation discussed here.

In  $pp$  collisions one does not expect even at 7 TeV the formation of a dense system that can be treated by hydrodynamics. Since our approach has been to emphasize that the origin of the ridge is not to be found in hydro flow but in minijet production, it is then very natural to apply our model to  $pp$  collisions at LHC. In [6], reported by CMS, it is found that the two-particle correlation function develops a ridge structure at  $|\Delta\eta| > 2$  and that the ridge yield increases significantly with event multiplicity  $N$  in the region  $1 < p_T < 3$  GeV/c but not outside that region. That is a direct statement on the  $p_T$  dependence of the ridge that is highly relevant to what we have regarded as transverse correlation. Indeed, the problem has been studied in [47], where the two particles at  $\eta_1$  and  $\eta_2$  separated by at least 2 units are treated as longitudinally independent, but transversely correlated in the factorizable form

$$Y_R(p_T, N) \propto NV_R(p_{T_1}) V_R(p_{T_2}), \quad (18)$$

where  $V_R(p_{T_i})$  is as given in (13). The factorized form in (18) is an explicit expression of the assumption that there is no longitudinal correlation, yet there exist correlations between particles produced at widely separated  $\eta_1$  and  $\eta_2$  because their  $p_T$  distributions are both enhanced by a common semihard jet [47]. The values of  $T_0$  and  $T$  in  $V_R(p_{T_i})$  are adjusted to fit the data. Excellent results are obtained by virtue of the  $p_{T_i}$  dependence in (13) that has a peak in just the region where the CMS data show the ridge structure. Thus our approach to the present problem receives strong support from the dual properties that we are able (a) to relate the ridges in these two very different systems and (b) to show that the transverse correlation with the same  $p_T$  dependence (except for the numerical values of  $T$  and  $T_0$ ) is responsible for both systems.

It is of interest to also remark here about the ridge found in  $p$ Pb collisions at  $\sqrt{s_{NN}} = 5.02$  TeV at LHC

[48–51]. Comparison between the  $pp$  and  $p$ Pb collision systems can best be made by examining [6, 48], which report data obtained by the same experimental group (CMS) and analyzed in the same way. Indeed, similar properties of the same-side ridge are found in that the associated yields at  $2 < |\Delta\eta| < 4$  are most pronounced in the region  $1 < p_T < 2$  GeV/c and at high event multiplicities. Since the results are on autocorrelation without trigger, it is not possible to apply the method used in Section 2 to relate single-particle distribution to the  $\Delta\eta$  dependence of the ridge structure. It should be recognized that in autocorrelation the two particles at  $\eta_1$  and  $\eta_2$  can be separated by  $|\Delta\eta| = 4$  but on opposite sides of an undetected semihard jets with  $\eta_{1,2} - \eta_{\text{jet}} = \pm 2$  thus not correlated to the jet with a range as long as 4. Note, however, that the  $p_T$  dependences of the ridges in the  $pp$  and  $p$ Pb systems are similar and are consistent with transverse correlation discussed here, as noted in [47]. An important difference is the dependence on event multiplicity. The high-multiplicity events in  $p$ Pb collisions are consequences of particle production in multiple soft proton-nucleon scatterings, whereas in  $pp$  collisions those events arise from rare multiple hard-scattering processes. Thus to understand fully the ridge structure in  $p$ Pb collisions in the framework of the present approach requires detailed study that has not yet been undertaken.

## 5. Conclusion

An issue that this study has brought up is the usage of the word “large” in referring to the range of  $\Delta\eta$  in the ridge structure. Our phenomenological observation in (3), substantiated by Figures 1 and 2, does not reveal any quantitative definition of what large  $\Delta\eta$  means. To be able to relate large  $\Delta\eta$  to dynamical long-range correlation is a worthy theoretical endeavor but more can be added to its phenomenological relevance if it can also elucidate the empirical connection between the two sides of (3).

The approach that we have taken involves no long-range longitudinal correlation for the ridge. The observed ridge distribution is interpreted in our approach as being due to transverse correlation with a range in  $\Delta\eta$ , that is, no more than that of the single-particle distribution. That is, the  $p_T$  distributions of the detected hadrons in the ridge have a larger inverse slope than that of the particles outside, which have larger  $\Delta\phi$  than the ridge width. We have described a partonic basis for how the transverse correlation can arise; it emphasizes the point that without semihard partons there can be no ridge (with or without trigger detection).

If a hard (or semihard) scattering is likened to an earthquake, then the ridge is the counterpart of tsunami, and the thermal medium carrying the enhancement is the ocean water. Transverse correlation is the rise in water level at various points along a coast hit by the tsunami. Although the tsunami damage is insensitive to the horizontal separation among the coastal cities, it should not be interpreted as evidence for long-range horizontal (longitudinal) correlation. The buildings in different cities are not horizontally correlated, but their uprooting by vertical displacements is a sign of



transverse correlation caused by the tsunami. Similarly, there is transverse correlation at various points in the ridge but no long-range longitudinal correlation. Where the analogy fails, as all analogies do at some point, is that our expanding system illustrated in Figure 3 is not Hubble-like in the initial configuration and that the soft partons must intersect the enhanced cone of the hard parton in order to carry the effect of enhancement at  $|\Delta\eta| > 1$ . That is where the restriction in  $\Delta\phi$  enters in the ridge problem. There is no such complication in the earthquake/tsunami example, which is strictly a classical case of wave propagation. Another point where the analogy may be misleading is that in the case of the tsunami the energy of wave propagation is provided entirely by the earthquake. In our problem, the momenta of the forward-moving soft partons are in the initial state whether or not there is a hard (or semihard) scattering. They are the medium; their transverse momenta can be enhanced to form a ridge in the same way that the ocean water can be perturbed by the earthquake to develop a tsunami, whose underlying medium, however, does not expand. Note that in both cases the detection of trigger or earthquake is not essential in assessing the effect of ridge or tsunami. The main point of the analogy is to illustrate the meaning of transverse correlation at separated rapidities without longitudinal correlation (and without suggesting similarity in dynamics).

A crucial point in our interpretation of the ridge phenomenon is that the quantum fluctuation of the longitudinal coordinates of the initial configuration is important, as illustrated in Figure 3. Because of the possibility that low- $x$  partons with positive momenta do not necessarily have to be located on the positive side of the thinner slab to which the high- $x$  partons are contracted, the usual approximation that equates spatial rapidity with momentum rapidity should not be extended to the neighborhood of the tip of the forward light cone. Fluctuations of the initial longitudinal configuration are not usually considered. Here we find that longitudinal fluctuation of the initial parton configuration can be the source of the longitudinal structure in the ridge phenomenon. Fluctuations of the initial transverse configuration have been investigated vigorously in recent years, leading to results according to hydrodynamical expansion that have significant phenomenological consequences on the transverse structure quantified by the azimuthal harmonics, one of which being the diminution of the ridge itself. That approach relies heavily on the validity of hydrodynamics, which has not been used here. The relevance of higher-harmonic fluctuations has also been challenged by a study of the  $p_T$ -integrated 2D angular correlation [26]. The transverse momentum distributions of the base and ridge that we rely on have been studied in detail in connection with  $v_2(p_T)$  generated by minijets in Au-Au collisions at RHIC and with ridge formation in  $pp$  collisions at LHC; they all have the same structure.

Finally, we return to Figure 2 and note that this investigation was motivated by the observation made on the empirical relationship between the ridge distribution in  $\Delta\eta$  and the single-particle distribution in  $\eta$  shown in that figure. A number of previous studies on the origin of the ridge structure are based on other approaches, the first being by Wong in the momentum-kick model [52, 53], followed by

others, such as in flux-tube initiated hydrodynamics [54], and especially a large group working in the framework of Color Glass Condensate, as in [10, 31, 55], which led more recently to [56–58] on the ridge formation in  $pp$  and  $pPb$  collisions. In all those investigations, the authors focus on different mechanisms that offer various sufficient but not necessary explanations of the ridges. In most of those approaches, the emphases are on long-range correlation, and none of them recognize the relationship exhibited in Figure 2, which should therefore provide a useful constraint on all the models proposed.

To sum up our work here, we have two important findings to emphasize. One is the phenomenological relationship between  $dN_R^{\text{ch}}/d\Delta\eta$  and  $dN^{\text{ch}}/d\eta$  that shows the absence of necessity for intrinsic long-range correlation in  $\eta$ . The other is an interpretation of that relationship in terms of transverse correlation without long-range longitudinal correlation.

## Acknowledgment

This work was supported, in part, by the U.S. Department of Energy under Grant no. DE-FG02-92ER40972.

## References

- [1] J. Adams, M. M. Aggarwal, Z. Ahammed et al., “Minijet deformation and charge-independent angular correlations on momentum subspace  $(\eta, \phi)$  in Au-Au collisions at  $\sqrt{s_{NN}} = 130$  GeV,” *Physical Review C*, vol. 73, Article ID 064907, 10 pages, 2006.
- [2] B. I. Abelev, M. M. Aggarwal, Z. Ahammed et al., “Long range rapidity correlations and jet production in high energy nuclear collisions,” *Physical Review C*, vol. 80, Article ID 064912, 9 pages, 2009.
- [3] B. Alver, B. B. Back, M. D. Baker et al., “High transverse momentum triggered correlations over a large pseudorapidity acceptance in Au + Au collisions at  $\sqrt{s_{NN}} = 200$  GeV,” *Physical Review Letters*, vol. 104, Article ID 062301, 4 pages, 2010.
- [4] B. I. Abelev, M. M. Aggarwal, Z. Ahammed et al., “Three-particle coincidence of the long range pseudorapidity correlation in high energy nucleus-nucleus collisions,” *Physical Review Letters*, vol. 105, Article ID 022301, 7 pages, 2010.
- [5] M. Daugherty, “Anomalous centrality variation of minijet angular correlations in Au-Au collisions at 62 and 200 GeV from STAR,” *Journal of Physics G*, vol. 35, no. 10, Article ID 104090, 2008.
- [6] V. Khachatryan, A. M. Sirunyan, A. Tumasyan et al., “Observation of long-range, near-side angular correlations in proton-proton collisions at the LHC,” *Journal of High Energy Physics*, vol. 2010, p. 91, 2010.
- [7] INT Workshop on The Ridge Correlation in High Energy Collisions at RHIC and LHC, May 2012, <http://www.int.washington.edu/PROGRAMS/12-51w/>.
- [8] A. Dumitru, F. Gelis, L. McLerran, and R. Venugopalan, “Glasma flux tubes and the near side ridge phenomenon at RHIC,” *Nuclear Physics A*, vol. 810, no. 1–4, pp. 91–108, 2008.
- [9] S. Gavin, L. McLerran, and G. Moschelli, “Long range correlations and the soft ridge in relativistic nuclear collisions,” *Physical Review C*, vol. 79, no. 5, Article ID 051902, 2009.

- [10] G. Moschelli and S. Gavin, "Soft contribution to the hard ridge in relativistic nuclear collisions," *Nuclear Physics A*, vol. 836, pp. 43–58, 2010.
- [11] W. Kittel and E. A. de Wolf, *Soft Multihadron Dynamics*, World Scientific, Singapore, 2005.
- [12] B. B. Back, M. D. Baker, D. S. Barton et al., "Significance of the fragmentation region in ultrarelativistic heavy-ion collisions," *Physical Review Letters*, vol. 91, Article ID 052303, 4 pages, 2003.
- [13] I. G. Bearden, D. Beavis, C. Besliu et al., "Nuclear Stopping in Au + Au collisions at  $\sqrt{s_{NN}} = 200$  GeV," *Physical Review Letters*, vol. 93, Article ID 102301, 5 pages, 2004.
- [14] I. G. Bearden, D. Beavis, C. Besliu et al., "Charged meson rapidity distributions in central Au + Au collisions at  $\sqrt{s_{NN}} = 200$  GeV," *Physical Review Letters*, vol. 94, Article ID 162301, 4 pages, 2005.
- [15] B. Alver and G. Roland, "Collision-geometry fluctuations and triangular flow in heavy-ion collisions," *Physical Review C*, vol. 81, Article ID 054905, 2010.
- [16] B. H. Alver, C. Gombeaud, M. Luzum, and J. Y. Ollitrault, "Triangular flow in hydrodynamics and transport theory," *Physical Review C*, vol. 82, no. 3, Article ID 034913, 9 pages, 2010.
- [17] D. Teaney and L. Yan, "Triangularity and dipole asymmetry in relativistic heavy ion collisions," *Physical Review C*, vol. 83, Article ID 064904, 16 pages, 2011.
- [18] J. Xu and C. M. Ko, "Triangular flow in heavy ion collisions in a multiphase transport model," *Physical Review C*, vol. 84, Article ID 014903, 7 pages, 2011.
- [19] R. S. Bhalerao, M. Luzum, and J. Y. Ollitrault, "Understanding anisotropy generated by fluctuations in heavy-ion collisions," *Physical Review C*, vol. 84, Article ID 054901, 8 pages, 2011.
- [20] P. Sorensen, "Higher flow harmonics in heavy ion collisions from STAR," *Journal of Physics G*, vol. 38, Article ID 124029, 12 pages, 2011.
- [21] R. A. Lacey, A. Taranenko, R. Wei et al., "Azimuthal anisotropy: transition from hydrodynamic flow to jet suppression," *Physical Review C*, vol. 82, Article ID 034910, 4 pages, 2010.
- [22] G.-Y. Qin, H. Petersen, S. A. Bass, and B. Müller, "Translation of collision geometry fluctuations into momentum anisotropies in relativistic heavy-ion collisions," *Physical Review C*, vol. 82, Article ID 064903, 14 pages, 2010.
- [23] L. X. Han, G. L. Ma, Y. G. Ma et al., "Initial fluctuation effect on harmonic flows in high-energy heavy-ion collisions," *Physical Review C*, vol. 84, Article ID 064907, 9 pages, 2011.
- [24] B. Shenke, S. Jeon, and C. Gale, "Higher flow harmonics from (3 + 1)D event-by-event viscous hydrodynamics," *Physical Review C*, vol. 85, Article ID 024901, 10 pages, 2012.
- [25] F. G. Gardim, F. Grassi, M. Luzum, and J. Y. Ollitrault, "Anisotropic flow in event-by-event ideal hydrodynamic simulations of  $\sqrt{s_{NN}} = 200$  GeV Au + Au collisions," *Physical Review Letters*, vol. 109, Article ID 202302, 5 pages, 2012.
- [26] T. A. Trainor, D. J. Prindle, and R. L. Ray, "Challenging claims of nonjet 'higher harmonic' components in 2D angular correlations from high-energy heavy-ion collisions," *Physical Review C*, vol. 86, Article ID 064905, 13 pages, 2012.
- [27] R. C. Hwa and L. Zhu, "Effects of minijets on hadronic spectra and azimuthal harmonics in Au-Au collisions at 200 GeV," *Physical Review C*, vol. 86, Article ID 024901, 12 pages, 2012.
- [28] C. B. Chiu and R. C. Hwa, "Dependence of ridge formation on trigger azimuth: correlated emission model," *Physical Review C*, vol. 79, Article ID 034901, 10 pages, 2009.
- [29] I. G. Arsenej, I. G. Bearden, D. Beavis et al., "Rapidity dependence of the proton-to-pion ratio in Au+Au and p+p collisions at  $\sqrt{s_{NN}} = 62.4$  and 200 GeV," *Physics Letters B*, vol. 684, p. 22, 2010.
- [30] C. B. Chiu and R. C. Hwa, "Pedestal and peak structure in jet correlation," *Physical Review C*, vol. 72, Article ID 034903, 8 pages, 2005.
- [31] K. Dusling, F. Gelis, T. Lappi, and R. Venugopalan, "Long range two-particle rapidity correlations in A + A collisions from high energy QCD evolution," *Nuclear Physics A*, vol. 836, no. 1-2, pp. 159–182, 2010.
- [32] S. A. Voloshin, "Transverse radial expansion in nuclear collisions and two particle correlations," *Physics Letters B*, vol. 632, no. 4, pp. 490–494, 2006.
- [33] E. Shuryak, "Origin of the 'ridge' phenomenon induced by jets in heavy ion collisions," *Physical Review C*, vol. 76, Article ID 047901, 4 pages, 2007.
- [34] R. C. Hwa and C. B. Yang, "Recombination of shower partons at high  $p_T$  in heavy-ion collisions," *Physical Review C*, vol. 70, Article ID 024905, 11 pages, 2004.
- [35] J. Adams, C. Adler, M. M. Aggarwal et al., "Distributions of charged hadrons associated with high transverse momentum particles in pp and Au + Au collisions at  $\sqrt{s_{NN}} = 200$  GeV," *Physical Review Letters*, vol. 95, Article ID 152301, 6 pages, 2005.
- [36] R. C. Hwa, "Elliptic flow arising from ridges due to semi-hard scattering," *Physics Letters B*, vol. 666, pp. 228–231, 2008.
- [37] C. B. Chiu, R. C. Hwa, and C. B. Yang, "Azimuthal anisotropy: ridges, recombination, and breaking of quark number scaling," *Physical Review C*, vol. 78, Article ID 044903, 16 pages, 2008.
- [38] A. Feng, "Reaction plane dependent away-side modification and near-side ridge in Au + Au collisions," *Journal of Physics G*, vol. 35, no. 10, Article ID 104082, 2008, Quark Matter, Jaipur, India, 2008.
- [39] H. Agakishiev, M. M. Aggarwal, Z. Ahammed et al., "Measurements of dihadron correlations relative to the event plane in Au + Au collisions at  $\sqrt{s_{NN}} = 200$  GeV," <http://arxiv.org/abs/1010.0690>.
- [40] R. C. Hwa and L. Zhu, "Relationship between the azimuthal dependencies of nuclear modification factor and ridge yield," *Physical Review C*, vol. 81, Article ID 034904, 10 pages, 2010.
- [41] R. C. Hwa, C. B. Yang, and R. J. Fries, "Forward production in d + Au collisions by parton recombination," *Physical Review C*, vol. 71, Article ID 024902, 9 pages, 2005.
- [42] R. C. Hwa and L. Zhu, "Forward production of protons and pions in heavy-ion collisions," *Physical Review C*, vol. 78, Article ID 024907, 7 pages, 2008.
- [43] J. R. Konzer, "Is the ridge formed by aligned jet propagation and medium flow?" *Nuclear Physics A*, vol. 830, pp. 621c–622c, 2009.
- [44] P. K. Netrakanti, "Addressing the physics of the ridge by 2- and 3-particle correlations at STAR," *Nuclear Physics A*, vol. 830, pp. 681c–684c, 2009.
- [45] R. P. Feynman, *Photon-Hadron Interaction*, Benjamin Press, Reading, Mass, USA, 1972.
- [46] J. W. Cronin, H. J. Frisch, M. J. Shochet, J. P. Boymond, P. A. Piroué, and R. L. Sumner, "Production of hadrons at large transverse momentum at 200, 300, and 400 GeV," *Physical Review D*, vol. 11, pp. 3105–3123, 1975.
- [47] R. C. Hwa and C. B. Yang, "Ridge formation induced by jets in pp collisions at 7 TeV," *Physical Review C*, vol. 83, Article ID 024911, 5 pages, 2011.

- [48] S. Chatrchyan, V. Khachatryan, A.M. Sirunyan et al., “Observation of long-range, near-side angular correlations in pPb collisions at the LHC,” *Physics Letters B*, vol. 718, pp. 795–814, 2013.
- [49] B. Abelev, J. Adam, D. Adamová et al., “Pseudorapidity density of charged particles in p + Pb collisions at  $\sqrt{s_{NN}} = 200$  TeV,” *Physical Review Letters*, vol. 110, Article ID 032301, 10 pages, 2013.
- [50] B. Abelev, J. Adam, D. Adamová et al., “Long-range angular correlations on the near and away side in p-Pb collisions at  $\sqrt{s_{NN}} = 5.02$  TeV,” *Physics Letters B*, vol. 719, pp. 29–41, 2013.
- [51] G. Aad, T. Abajyan, B. Abbott et al., “Observation of associated near-side and away-side long-range correlations in  $\sqrt{s_{NN}} = 5.02$  TeV proton-lead collisions with the ATLAS detector,” <http://arxiv.org/abs/1212.5198>.
- [52] C. Y. Wong, “Momentum kick model description of the near-side ridge and jet quenching,” *Physical Review C*, vol. 78, Article ID 064905, 21 pages, 2008.
- [53] C. Y. Wong, “Momentum kick model analysis of PHENIX near-side ridge data and photon jet,” *Physical Review C*, vol. 80, Article ID 034908, 15 pages, 2009.
- [54] K. Werner, M. Luzum, and J. Ollitrault, “Event-by-event simulation of the three-dimensional hydrodynamic evolution from flux tube initial conditions in ultrarelativistic heavy ion collisions,” *Physical Review C*, vol. 82, Article ID 044904, 26 pages, 2010.
- [55] F. Gelis, E. Iancu, J. Jalilian-Marian, and R. Venugopalan, “The color glass condensate,” *Annual Review of Nuclear and Particle Science*, vol. 60, pp. 463–489, 2010.
- [56] K. Dusling and R. Venugopalan, “Evidence for BFKL and saturation dynamics from dihadron spectra at the LHC,” *Physical Review D*, vol. 87, Article ID 051502, 7 pages, 2013.
- [57] K. Dusling and R. Venugopalan, “Explanation of systematics of CMS p + Pb high multiplicity dihadron data at  $\sqrt{s_{NN}} = 5.02$  TeV,” *Physical Review D*, vol. 87, Article ID 054014, 12 pages, 2013.
- [58] K. Dusling and R. Venugopalan, “Comparison of the color glass condensate to di-hadron correlations in proton-proton and proton-nucleus collisions,” <http://arxiv.org/abs/1302.7018>.



